

# 4-H Photography Contests



**MISSISSIPPI STATE  
UNIVERSITY  
EXTENSION SERVICE**



Photo by Kat Lawrence



Presentation prepared by  
Kat Lawrence and Kathy Nash  
Office of Agricultural Communications  
Division of Agriculture, Forestry, and Veterinary Medicine  
Mississippi State, MS 39762

**Information taken from 4-H Project Awards  
and Recognition Handbook, 2011**

Photo Source: Unless otherwise noted, Microsoft clip  
art/media and MSUES Gallery. Retrieved January 2011  
from: <http://office.microsoft.com/clipart/>

These photos are only intended as **EXAMPLES** and are not  
to be duplicated and used in the contest!



# Project Overview or Goal:

Photography is a challenging and fascinating project. Anyone can "snap" a picture, but only a good photographer can make a lifelike portrait. 4-H photography members study and practice the art of taking pictures. The project supplements other 4-H projects and activities. Photography may become a lifelong hobby or a full-time career. Members may participate in visual presentation, judging, records, and exhibits.



# Project Resources:

(member manuals, leader guides, supplementary materials, training materials, videos, etc.)

- ***Required Reading (Junior contest)***
  - M-1170 Adventures with Your Camera – Unit A
  - M-1171 Adventures with Your Camera – Unit B
- ***Additional Required Reading (Senior contest)***
  - M-0044 Exploring Photography
- **Leader's Guide**
  - M-0332 **Leader's** Manual Unit 1  
(Originally for old unit one, but still good, useful information.)



# Project Resources Continued:

(member manuals, leader guides, supplementary materials, training materials, videos, etc.)

- **Advanced Skill Guides (Additional Information)**

- M-0046 Darkroom Techniques
- M-0333 How to Produce a Slide Show
- M-0338 Fitting a Darkroom into Your Life
- M-0339 Solving the Mystery of Publicity Photos
- M-0340 Making the Most of Your Photo Skills in Your Future Career
- M-0727 Adventures with Your Adjustable Camera
- M-0729 Action Making Videos and Movies
- M-0730 Investigating Portraiture
- M-0731 Color Printing Techniques
- M-0732 Experimenting with Your Enlarger

# Project Competitive Activities:

- [Junior Photography Judging Contest](#)
- [Junior Photography Visual Presentation Contest](#)
- [Senior Photography Judging Contest/Workshop](#)
- [Senior Photography Visual Presentation Contest](#)
- [Junior/Senior Photography Exhibit Contest](#)
- [Junior/Senior Horse Photography Contest](#)
- [Junior/Senior Horticulture Photography Contest](#)



Click on a  
contest for more  
information

# Junior Photography Judging Contest

- **Junior Age Level (10-13)**
- **Usually held at Project Achievement Day**

- **Junior Photography Judging Contest:**

4-H'ers wishing to compete in the Junior Photography Judging contest will be expected to understand and demonstrate the concepts discussed in the 4-H members' photography manuals:

- M 1170 Adventures with Your Camera – Unit A
- M 1171 Adventures with Your Camera - Unit B

There is a shortage of manuals. If you need more copies of these publications, you may purchase them from National 4-H Supply Service:

- Adventures with Your Camera – Unit A – Item # Photo 1
- Adventures with Your Camera – Unit B – Item # Photo 2

National 4-H Supply Service, Phone: 301-961-2934

7100 Connecticut Avenue, Fax: 301-961-2937

Chevy Chase, MD 20815-4999

<http://www.4-hmall.org/>



- continued -

# Junior Photography Judging Contest Continued...

- **The contest will consist of two parts:**
  1. Skills Judging = 50 points
  2. Oral Reasoning = 50 points

Total = 100 points
- **Skills Judging and Oral Reasoning scores will be based on contestants' knowledge and concepts from 4-H members' manuals referenced above. Specific attention will be placed on the contestants' understanding of:**
  - Composition
  - Subject placement
  - Lighting
  - Focus
- **Skills Judging (50 points)**
  - Contestants will present three photos to be judged by the contest coordinator.
  - Photos will be presented prior to the opening session, during the registration time, to the room where the photography contest will be held.




# Junior Photography Judging Contest Continued...


- Contestants must submit **one each**:

- **Portrait**

- Single subject
- Human or animal (must be living; in other words, not a picture of something dead)



or



**Remember:  
1 each,  
total of 3**

- **Landscape**

- Outdoor scene or building



or



- **Action**

- Principal subject in motion



or



# Junior Photography Judging Contest Continued...

- **Photos must be 3" x 5" or 4" x 6" black and white or color print**
- Prints can be from either digital or film-based cameras
- Negatives are not needed, if prints are film-based
- Digital files do not need to be submitted
- Submit photos/prints in photo sleeve/page
- Identify each photo with a peel-off label on the back
- List category, contestant name, age, and county

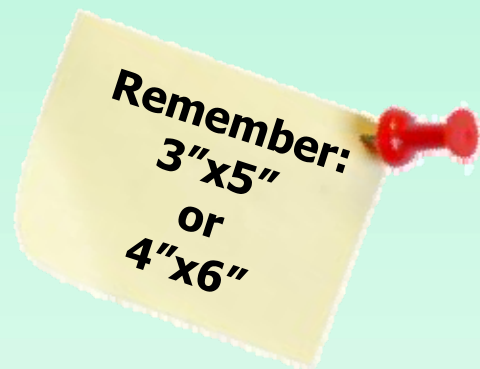


Photo #1 Category, Contestant Name, Age, County
Photo #2 Category, Contestant Name, Age, County
Photo #3 Category, Contestant Name, Age, County

# Junior Photography Judging Contest Continued...

- **Oral Reasons** (50 points)
  - Contest coordinator will present a class of four (4) photographs to be ranked.
  - Contestants will give reasons for their particular ranking order based on information contained in the photography manuals. Emphasis should be placed on the main four photographic principles mentioned earlier.



- continued -

# Junior Photography Judging Contest Continued...

- **Oral Reasons Continued** (50 points)
  - Once contestants have reviewed the four photographs and ranked them, they will fill out a **Judging Contest Placing Card** and give their reasons to selected judges.

Extension Form 54 (2M-07-09)

### 4-H Judging Contest Placing Card

Your Number \_\_\_\_\_

Class \_\_\_\_\_

Placing (Circle and Check)

1	2	3	4	1	2	3	4	1	2	3	4	1	2	3	4	1	2	3	4	1	2	3	4

Placings \_\_\_\_\_

Reasons \_\_\_\_\_

TOTAL \_\_\_\_\_



- continued -


# Junior Photography Judging Contest Continued...

- Oral Reasons Continued (50 points)**

This is a sample of what your **4-H Judging Reason Notecard** might look like for this set of photos.



**Remember to use the main four photographic principles mentioned earlier in your reasons!**

4-H JUDGING REASON NOTECARD	
Class Name <u>Photo Judging</u> Placing <u>3, 2, 4, 1</u>	
Opening Statement <u>I placed these photos 3, 2, 4, 1</u>	
Top Pair – Reasons for <u>3</u> over <u>2</u>	Grant to _____
<i>I placed photo 3 first because it is in focus and has a nice non-distracting background.</i>	Criticize _____
Middle Pair – Reasons for <u>2</u> over <u>4</u>	Grant to _____
<i>I placed photo 2 second because while being a good portrait there is a merger with the tree coming out of this head.</i>	Criticize _____
Bottom Pair – Reasons for <u>4</u> over <u>1</u>	Grant to _____
<i>I placed photo 4 third because the shot is too loose.</i>	Criticize _____
I place <u>photo 1</u> last because <i>it is out of focus.</i>	
	
<small>Mississippi State University does not discriminate on the basis of race, color, religion, national origin, sex, age, disability, or veteran status. Form 655</small>	

# Junior Photography Judging Contest Continued...

- **Oral Reasons Continued** (50 points)

This is a sample of what your **4-H Judging Contest Placing Card** might look like for this set of photos.



Extension Form 54 (2M-07-09)

## 4-H Judging Contest Placing Card

Your Number                      **1**

Class                      **Photo Judging**

Placing (Circle and Check)

1	2	3	4	1	2	3	4	1	2	3	4	1	2	3	4	1	2	3	4	1	2	3	4

Placings \_\_\_\_\_

Reasons \_\_\_\_\_

TOTAL \_\_\_\_\_

**The judges fill out this part !**

- **Awards:**

- Standard awards will be presented for Junior Photography Contests.

- Back to Project Competitive Activities Slide (#6) -

# Junior Photography Visual Presentation Contest

- **Junior Age Level (10-13)**
- **Usually held at Project Achievement Day**
- **Junior Photography Visual Presentation:**
  - Must be on a photographic topic or principle
  - Participants are encouraged to use Microsoft PowerPoint presentation software
  - Contest coordinator will provide a digital projector, a laptop computer, and an easel
  - A new visual is mandatory each year
  - Contestants using PowerPoint are encouraged to have an alternative presentation available
- **Refer to Publication 1096 How to Do a Visual Presentation**
- **Awards:** Standard awards will be presented for Junior Photography Contests.



*- Back to Project Competitive Activities Slide (#6) -*



# Senior Photography Judging Contest/Workshop

- **Senior Age Level (14-18)**
- **Usually held at 4-H Club Congress**
- **Junior Photography Judging Contest:**  
4-H'ers wishing to compete in the Senior Photography Workshop during 4-H Club Congress will be expected to understand and demonstrate the concepts discussed in the 4-H members' photography manuals:
  - M 1170 Adventures with Your Camera - Unit A
  - M 1171 Adventures with Your Camera - Unit B
  - M 0044 Exploring Photography

There is a shortage of manuals. If you need more copies of these publications, you may purchase them from National 4-H Supply Service:

- Adventures with Your Camera – Unit A – Item # Photo 1
- Adventures with Your Camera – Unit B – Item # Photo 2

National 4-H Supply Service, Phone: 301-961-2934

7100 Connecticut Avenue, Fax: 301-961-2937

Chevy Chase, MD 20815-4999

<http://www.4-hmall.org/>



- continued -



# Senior Photography Judging Contest/Workshop Continued...

- **Senior Photography Workshop (Experiential Learning Opportunity)**  
The dress code for this workshop is comfortable and casual, rather than professional dress. Participants will go on a photographic excursion across campus. It is spring in Mississippi; comfort should rule over formality.
- **Limited Participation**  
Registration is limited to 20 participants  
Maximum of two participants from each county
- **Awards: (based on total scores)**  
Photography workshop winner - \$25, plaque, and Co-op Trip.  
(Also, an additional, technology-oriented prize, depending on funds available, for 1<sup>st</sup> place only.)  
Photography workshop, 2<sup>nd</sup> place - \$15  
Photography workshop, 3<sup>rd</sup> place - \$10

# Senior Photography Judging Contest/Workshop Continued...

- **The contest will consist of three parts:**
  1. Skills Judging = 40 points
  2. Photo Workshop and Critique = 20 points
  3. Oral Reasoning = 40 points


**Total = 100 points**
- **Skills Judging and Oral Reasoning scores will be based on participant's knowledge and concepts from 4-H members' manuals referenced in previous slide. Specific attention will be placed on the contestants understanding of:**
  - **Composition**
  - **Lighting**
  - **Subject Placement**
  - **Focus**
- **Skills Judging (40 points)**
  - Participants must submit three photos they have taken to the contest coordinator in Agricultural Communications by **May 1<sup>st</sup>**. ***Submit entries to: Contest Coordinator, Agricultural Communications, Box 9625, Mississippi State, MS 39762***

# Senior Photography Judging Contest/Workshop Continued...


- Contestants must submit **one each**:

- **Portrait**

- Single subject
- Human or animal (must be living; in other words, not a picture of something dead)



or



- **Landscape**

- Outdoor scene or building



or



- **Action**

- Principal subject in motion

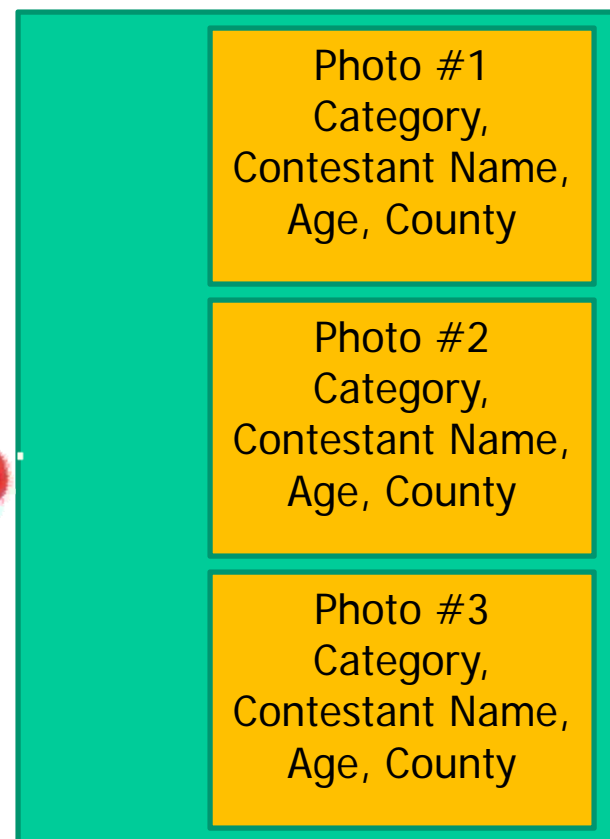
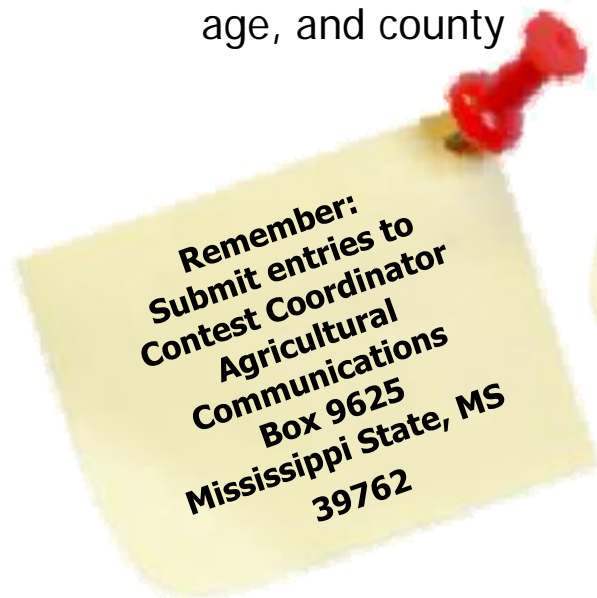


or



# Senior Photography Judging Contest/Workshop Continued...

- **Photos must be 3" x 5" or 4" x 6" black and white or color print**
- Prints can be from either digital or film-based cameras
- Negatives are not needed, if prints are film-based
- Digital files do not need to be submitted
- Submit photos/prints in photo sleeve/page
- Identify each photo with a peel-off label on the back
- List category, contestant name, age, and county



- continued -

# Senior Photography Judging Contest/Workshop Continued...

- **Photo Workshop and Critique (20 points)**
  - Participants will view electronic presentations on creativity, composition, and lighting.
  - Contest coordinators will critique selected entries from skills judging.
  - Participants **MUST** locate a digital camera (check with your local MSU Extension Office) and become familiar with it before coming to 4-H Congress.
  - Participants should bring enough memory for the camera to hold 60 photographs.
  - If a participant cannot locate a digital camera, contest coordinator **MUST** be notified 10 days before 4-H Congress so other cameras can be located.
  - Participants will be assigned to a group. The Photo Safari field trip will consist of a walking tour of various locations on the MSU campus. Tips on things to shoot will be shared.
  - Selected photos will be critiqued during oral reasoning.

# Senior Photography Judging Contest/Workshop Continued...

- **Oral Reasons** (40 points)
  - Contest coordinator will present a class of four (4) photographs to be ranked.
  - Contestants will give reasons for their particular ranking order based on information contained in the photography manuals. **Emphasis should be placed on the main four photographic principles mentioned earlier.**



- continued -

# Senior Photography Judging Contest/Workshop Continued...

- **Oral Reasons Continued** (40 points)
  - Once contestants have reviewed the four photographs and ranked them, they will fill out a Judging Contest Placing Card and give their reasons to selected judges.

Extension Form 54 (2M-07-09)  
**4-H Judging Contest Placing Card**

Your Number \_\_\_\_\_

Class \_\_\_\_\_

Placing (Circle and Check)

1	2	3	4	1	2	3	4	1	2	3	4	1	2	3	4	1	2	3	4	1	2	3	4

Placings \_\_\_\_\_

Reasons \_\_\_\_\_

TOTAL \_\_\_\_\_



# Senior Photography Judging Contest/Workshop Continued...

- **Oral Reasons Continued** (40 points)  
This is a sample of what your **4-H Judging Reason Notecard** might look like for this set of photos.



**Remember to use the main four photographic principles mentioned earlier in your reasons!**

4-H JUDGING REASON NOTECARD	
Class Name <u>Photo Judging</u> Placing <u>3, 2, 4, 1</u>	
Opening Statement <u>I placed these photos 3, 2, 4, 1</u>	
Top Pair – Reasons for <u>3</u> over <u>2</u>	Grant to _____
<i>I placed photo 3 first because it is in focus and has a nice non-distracting background.</i>	Criticize _____
Middle Pair – Reasons for <u>2</u> over <u>4</u>	Grant to _____
<i>I placed photo 2 second because while being a good portrait there is a merger with the tree coming out of his head.</i>	Criticize _____
Bottom Pair – Reasons for <u>4</u> over <u>1</u>	Grant to _____
<i>I placed photo 4 third because the shot is too loose.</i>	Criticize _____
I place <u>photo 1</u> last because <i>it is out of focus.</i>	
<p>Mississippi State University does not discriminate on the basis of race, color, religion, national origin, sex, age, disability, or veteran status. Form 655</p>	





# Senior Photography Visual Presentation Contest

- Senior Age Level (14-18)
- Usually held at 4-H Club Congress
- Senior Photography Visual Presentation:
  - **PowerPoint presentation mandatory**
  - Must be on a photographic topic or principle
  - **PowerPoint presentation MUST be sent to contest coordinator in the Agricultural Communications department, via email from the county 4-H agent by the Friday before Congress. If PPT is not received then contestant cannot participate in contest.**
  - Contestants must present information using Microsoft PowerPoint software.
  - Contest coordinator will provide a laptop computer and digital projector
  - A new visual is mandatory each year
- Refer to Publication 1096 How to Do a Visual Presentation



- **Awards:** Standard awards will be presented.

*- Back to Project Competitive Activities Slide (#6) -*



# Junior & Senior Photography Exhibit Contest

- Junior Age Level (8-13)
- Senior Age Level (14-18)
- **TRADITIONAL and DIGITAL PHOTOGRAPHY EXHIBIT CONTEST**
- All photo exhibit entries (traditional and digital) are due during registration on the first day of 4-H Congress. A bin will be provided in the registration area.

**PLEASE NOTE: THERE ARE NEW RULES FOR 2011**



- continued -



# Junior & Senior Photography Exhibit Contest Continued

## Rules for Traditional and Digital:

- **The 4-H member must photograph all entries submitted.** The 4-H member **does not** have to be enrolled in the photography project.



- 4-H members may choose to submit entries in any of the three categories *(traditional film, digital, or creative digital.)*
- Junior entries from all **three** categories will be judged against each other. The best five entries overall will be declared the winning junior entries.
- Senior entries from all **three** categories will be judged against each other. The best five entries overall will be declared the winning senior entries.

# Junior & Senior Photography Exhibit Contest Continued

## How to Turn in Photos for Contest (traditional film, digital regular, and creative digital)


- A county may submit a **total of 18 entries, but only three entries per category (nine junior and nine senior entries.)** It is highly suggested that counties have their own county photo contests and send the winning 1<sup>st</sup>, 2<sup>nd</sup>, and 3<sup>rd</sup> place Junior and Senior entries on to the state contest. However, please take ALL county ribbons or notations of county contest off of entry before submitting to the state contest.
- If a county enters more than three entries in any one of the three categories, all entries in that category will be disqualified.



# Junior & Senior Photography Exhibit Contest Continued

## How to Turn in Photos for Contest (traditional film, digital regular, and creative digital)

- Duplications or photos that are VERY SIMILAR such as a color and/or black/white photo of the same image, are discouraged and may be disqualified.



**Choose only one!**



Photos by Kat Lawrence

# Junior & Senior Photography Exhibit Contest Continued


## How to Turn in Photos for Contest



### TRADITIONAL - (FILM)

Print (black and white and/or color)

(Must be from a 35mm negative, not a disk or slide)



- continued -

# Junior & Senior Photography Exhibit Contest Continued


## How to Turn in Photos for Contest



### TRADITIONAL - (FILM)

For each entry, you must submit **one 8"x 10" (photographic) print in a clear 8"x 10" or 8.5" x 11" page protector.**

Place the negative in a letter-size envelope (do not seal). Do not cut your negative from the strip of negatives. Enclose the whole strip of negatives (usually 4 - 6). On the outside of the envelope containing the negative, please indicate the frame number of the negative to use for enlargement.





# Junior & Senior Photography Exhibit Contest Continued

## How to Turn in Photos for Contest



### TRADITIONAL - (FILM)

On the outside of the clear page protector containing each 8" x 10" print, using a sticker or peel-off label, print or type: ***title of print, photographer's name, address (city, state and zip code), county, 4-H age, contest division (junior or senior), and category photo is being entered in.*** Do not write this information or place the peel-off label directly on the back of the prints, as it will ruin the 8" x 10" prints. Example:

**'Beautiful Morning'**  
**Ben Goodwork**  
**123 4-H Road**  
**4-H Town, Mississippi 12345**  
**Adams County**  
**Age 13 Junior**  
**Category - film**

# Junior & Senior Photography Exhibit Contest Continued

## How to Turn in Photos for Contest



### **DIGITAL – (REGULAR and CREATIVE)**

To ensure adequate reproduction quality, all photos entered in the digital categories must be taken **with at least a 3 megapixel camera.**



- continued -

# Junior & Senior Photography Exhibit Contest Continued

## How to Turn in Photos for Contest



### DIGITAL – (REGULAR)

**Black and white and/or color print with very minor adjustments, minor is subjective, and have only had VERY MINOR tone, color and/or contrast adjustments.**



Note: From the original to the final print – only MINOR adjustments were made.




# Junior & Senior Photography Exhibit Contest Continued

## How to Turn in Photos for Contest



### DIGITAL – (CREATIVE)

Black and white and/or color prints that have been greatly manipulated or digitally altered/enhanced. This is really a wild card category and will only be limited by the youth's creativity. Photos must have been noticeably altered or enhanced....no minor adjustments here! **You must also submit the original photo along with one print of the creatively enhanced photo. Be sure to make a note on the original as "original".**



Note: The original print was noticeably altered!



Photos by Kat Lawrence

- continued -

# Junior & Senior Photography Exhibit Contest Continued

## How to Turn in Photos for Contest



### DIGITAL – (CREATIVE)

Note: If a photo composition or collage is created (one photo edited together with pieces of several other photos), the 4-H member submitting the entry must have taken all photographs used in the composition. The original photos used for the composition can be either film or digitally created. (Please be aware all photos that are published in books and magazines are copyrighted. Illegally scanning and copying these photos for use in a composition is against the Federal Copyright Law.) We **DO NOT** want to see pictures of photos lined up or photos positioned in a pattern (example: pictures of churches in a cross). We want to see something creative!


**Guess which one we would want to see!**



Photos by OAC Staff

# Junior & Senior Photography Exhibit Contest Continued

## How to Turn in Photos for Contest

 DIGITAL – (CREATIVE)



☹️ NO – the pictures within the cross are good, but not much creativity or alterations done.



😊 YES – this poster is more of a challenging, creative collage!

If you guessed the flower poster, you are CORRECT!

# Junior & Senior Photography Exhibit Contest Continued

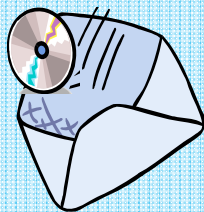
## How to Turn in Photos for Contest

### DIGITAL - (REGULAR and CREATIVE)

For each digital entry, you must submit **one** 8" x 10" (photographic) print in a clear 8" x 10" or 8.5" x 11" page protector. In order to show the most detail in your final print, **do not submit prints from an ink-jet printer.**

Take your final edited image file to a film processor such as: Wal-Mart or Walgreens to be printed.

In addition to the **one** 8" x 10" print **for each entry**, a **CD** with the final edited image file must be submitted **for each entry**. The final file should be at least 300 dpi at the 8" x 10" size.



# Junior & Senior Photography Exhibit Contest Continued

## How to Turn in Photos for Contest



### DIGITAL - (REGULAR and CREATIVE)

On the outside of the clear page protector containing each 8" x 10" print, using a sticker or peel-off label, print or type: **title of print, photographer's name, address (city, state and zip code), county, 4-H age, contest division (junior or senior), and category photo is being entered in.** Do not write this information or place the peel-off label directly on the back of the prints, as it will ruin the 8" x 10" prints. Example:

'Beautiful Morning'  
Ben Goodwork  
123 4-H Road  
4-H Town, Mississippi 12345  
Adams County  
Age 13 Junior  
Category - digital creative



# Junior & Senior Photography Exhibit Contest Continued

- **PHOTOGRAPHY CATEGORIES:**

- **Junior**

- **Traditional (film-based) (can be color and/or black and white print)**
- **Digital (can be color and/or black and white print with very minor adjustments)**
- **Creative Digital (can be color and/or black and white print with MAJOR adjustments/enhancements)** Manipulated or digitally altered/enhanced – MUST also include original image and must be labeled as such.

**These images must be ALTERED OR ENHANCED TO A GREAT EXTENT!**

- **Senior**

- **Traditional (film-based) (can be color and/or black and white print)**
- **Digital (can be color and/or black and white print with very minor adjustments)**
- **Creative Digital (can be color and/or black and white print with MAJOR adjustments/enhancements)** Manipulated or digitally altered/enhanced – MUST also include original image and must be labeled as such.

**These images must be ALTERED OR ENHANCED TO A GREAT EXTENT!**



# Junior & Senior Photography Exhibit Contest Continued

- **Awards:**

- \$15 will be awarded for each selected entry that will be exhibited at the Mississippi State Fair.
- The best five junior and the best five senior photos will be enlarged to 8" x 10" and will be professionally framed before being featured in the Mississippi State Fair photography exhibit.
- When the fair is over, the matted and framed prints will be displayed on the 4th floor of the Bost Building on the Mississippi State University campus for a period of 1 year. After the initial 1-year display period on the MSU campus, the framed prints may be displayed for another 1-year period at the 4-H Museum located in Jackson. At the end of the second year, the framed print will be returned to the winning 4-Hers.
- These framed photos are to be returned to the 4-Hers at the end of the second year and are not to be retained by the MSUES county office or regional R & E center as office décor. If a county office or regional R & E center wants to purchase a framed copy of a winning photograph, special arrangements can be made with the contest coordinator to purchase a copy at the current price.

**Please note: at this time, there will be  
NO Mid-South Fair Photography Contest,  
so NO entries will be pulled for the Mid-South Fair.  
All entries will be returned to counties  
when judging is completed.**



*- Back to Project Competitive Activities Slide (#6) -*



# Other Photography Related Projects/Contests:

- **Horse Photography Contest**

Contact Dr. Dean Jousan, Animal and Dairy Sciences Department, 662-325-2802. See Horse section under Animal and Animal Related Projects in the Contest Handbook. For more information, go to <http://msucares.com>, click on Publications, and search for P0821, 4-H Horse Show Classes, Rules, and Regulations. (Information on the contest is included.)

**Please note that this contest is looking for photos of horses!**



- continued -

# Other Photography Related Projects/Contests Continued

- **Horticulture Photography Contest**

Contact Dr. David Nagel, Plant and Soil Sciences Department, 662-325-4558. See Plants and Plant Related Projects in the Contest Handbook. For more information go to the National Junior Horticulture Association website at [www.njha.org/projects.html](http://www.njha.org/projects.html) (click on projects, contest activities, photography exhibition).

**Please note that this contest is looking for photos of flowers, vegetables, or plants, NOT landscapes!**



OAC Photo



Photo by Scott Corey



OAC Photo

# REMEMBER:

**ALL photographs in the various contests MUST fit category entered and adhere to ALL rules, or will be subject to disqualification.**



For questions, please  
contact your local  
Extension 4-H agent.



Photo by Kat Lawrence



# The End



Photos by Kat Lawrence

*Discrimination based upon race, color, religion, sex, national origin, age, disability, or veteran's status is a violation of federal and state law and MSU policy and will not be tolerated. Discrimination based upon sexual orientation or group affiliation is a violation of MSU policy and will not be tolerated.*



**MISSISSIPPI STATE  
UNIVERSITY  
EXTENSION SERVICE**