



Mississippi Timber Price Report

1st Quarter 2018



The Mississippi Timber Price Report is a quarterly publication of Mississippi timber prices. It provides a picture of timber market activity across the state. Regional and statewide stumpage prices for common forest products are reported. **This report should only be used as a guide** to help individuals monitor timber market trends. **The average price should not be applied** as fair market value for a specific timber sale because many variables influence actual prices each landowner will receive.

How are prices obtained? Data in this report is based off 114 timber sales conducted and reported across Mississippi in the 1st quarter of 2018. Reporters include forest product companies, logging contractors, consulting foresters, landowners, and other natural resource professionals.

Are you interested in becoming a cooperative price reporter? You can get more information by contacting Marc Measells at mkm2@msstate.edu.

This report and historical timber prices are available at www.extension.msstate.edu/forestry/forest-economics/timber-prices, or by contacting your local county Extension office.

Welcome to the **new Mississippi Timber Price Report!** This new report is based off data collected by Mississippi State University to better reflect Mississippi's timber markets. We are able to provide regional timber stumpage prices (Tables 1 and 2). In addition, we have added additional timber product classes that many landowners benefit from annually.

The 1st quarter statewide stumpage prices for pine products are located in Table 1. Pine products reported include pine poles, sawtimber, plylogs, chip-n-saw, and pulpwood. Hardwood products include oak sawtimber, mixed hardwood sawtimber, pulpwood, and crossties (Table 2). We have included low and high prices to indicate differences landowners could expect to receive. The graphs reflect 10 year price trends.

Because we have switched our reporting format, this first quarterly report will not make inferences to how timber prices have changed from previous quarters. Beginning with the next quarterly report, we will discuss trends in Mississippi's timber prices.

Mississippi Timber Price Report Regions

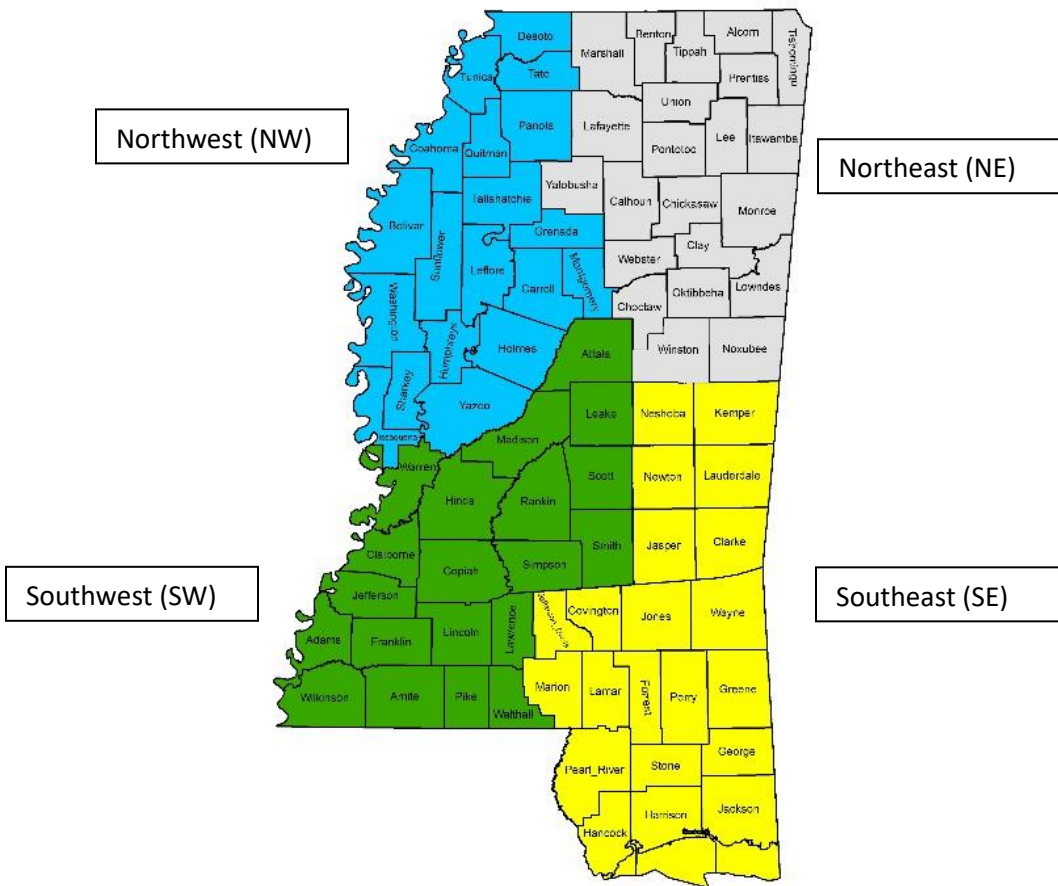


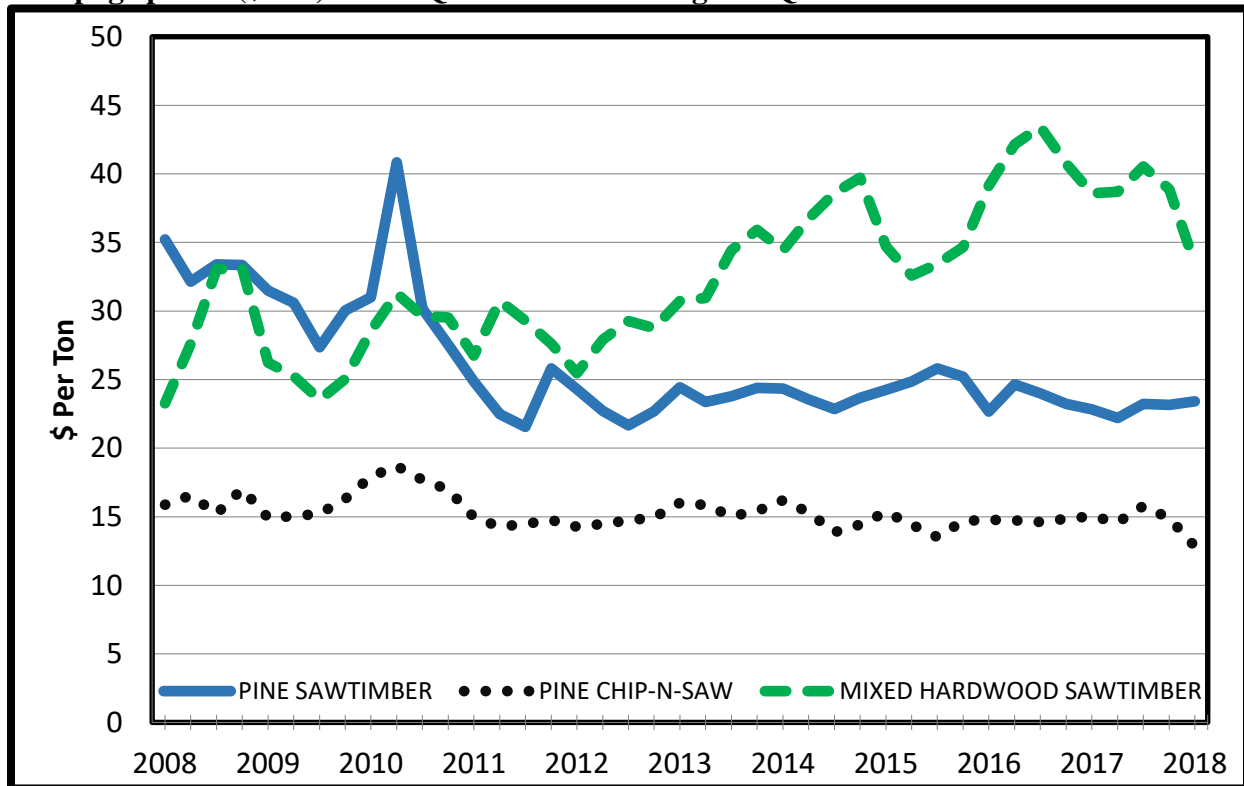
Table 1: Mississippi pine stumpage prices (\$/ton).

Region		Pine Poles	Pine Sawtimber	Pine Plylogs	Pine Chip-n-Saw	Pine Pulpwood
NW	Low	ND	\$10.00	\$10.00	\$6.00	\$3.00
	High	ND	\$26.00	\$12.00	\$12.50	\$5.17
	Average	ND	\$18.95	\$11.00	\$8.75	\$3.92
NE	Low	\$27.00	\$17.00	\$15.00	\$6.50	\$1.00
	High	\$97.00	\$34.00	\$15.50	\$23.00	\$6.00
	Average	\$52.20	\$22.36	\$15.20	\$11.75	\$3.63
SW	Low	\$40.00	\$13.00	\$15.00	\$10.00	\$0.50
	High	\$75.00	\$42.76	\$21.00	\$24.23	\$12.83
	Average	\$55.52	\$25.18	\$19.33	\$14.98	\$6.52
SE	Low	\$40.00	\$18.00	\$18.00	\$8.72	\$4.97
	High	\$50.00	\$28.00	\$34.00	\$16.00	\$10.25
	Average	\$45.00	\$24.59	\$25.00	\$13.66	\$7.10
Statewide	Low	\$27.00	\$10.00	\$10.00	\$6.00	\$0.50
	High	\$97.00	\$42.76	\$34.00	\$24.23	\$12.83
	Average	\$52.10	\$23.42	\$19.45	\$12.84	\$5.25

Table 2: Mississippi hardwood stumpage prices (\$/ton).

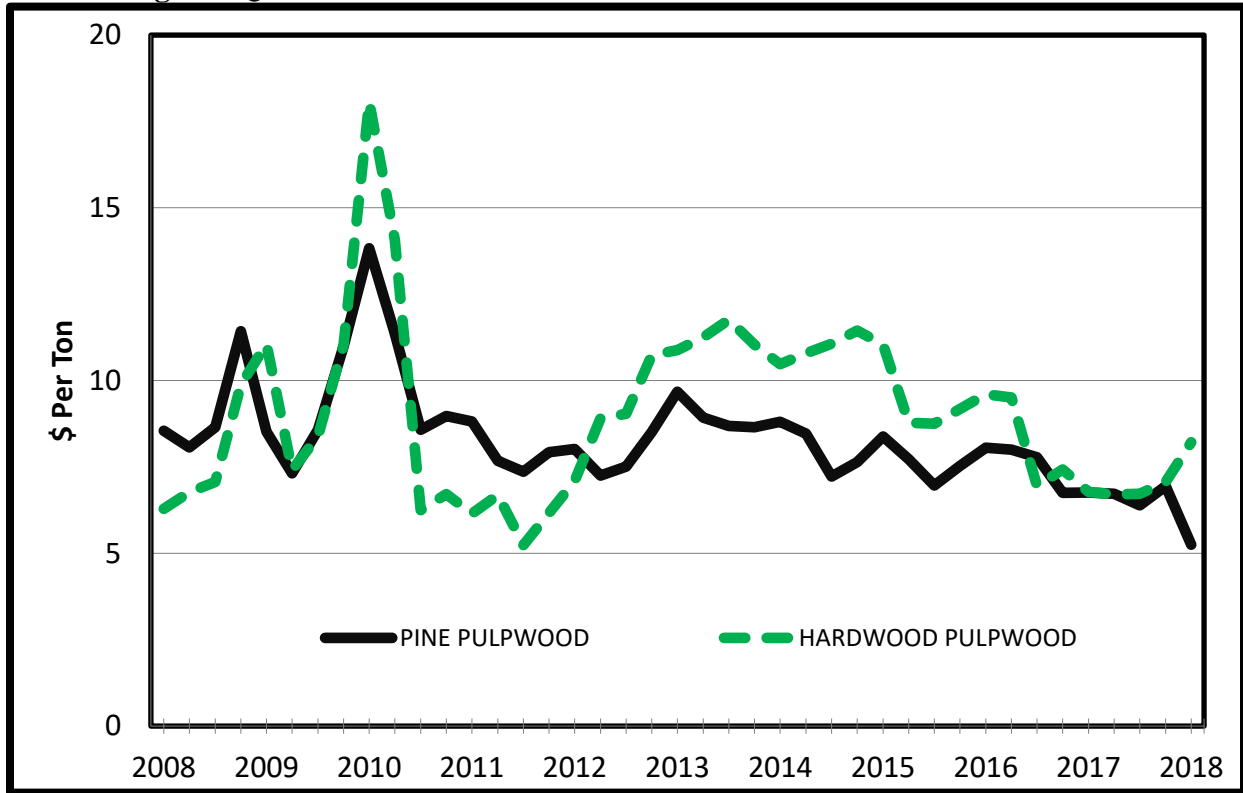
Region		Oak Sawtimber	Mixed Hardwood Sawtimber	Hardwood Pulpwood	Crossties
NW	Low	\$25.00	\$17.00	\$1.50	\$15.00
	High	\$45.00	\$40.13	\$14.00	\$20.00
	Average	\$38.60	\$25.94	\$6.19	\$17.50
NE	Low	\$38.89	\$19.50	\$3.00	\$32.00
	High	\$95.00	\$48.00	\$15.00	\$35.00
	Average	\$55.47	\$33.66	\$10.37	\$33.73
SW	Low	\$30.00	\$17.00	\$4.00	\$22.65
	High	\$65.00	\$52.00	\$14.00	\$40.00
	Average	\$45.03	\$34.66	\$6.69	\$29.75
SE	Low	\$32.00	\$32.00	\$5.00	\$8.00
	High	\$60.00	\$45.00	\$12.00	\$35.00
	Average	\$46.40	\$37.75	\$7.25	\$27.15
Statewide	Low	\$25.00	\$17.00	\$1.50	\$8.00
	High	\$95.00	\$52.00	\$15.00	\$40.00
	Average	\$49.07	\$33.45	\$8.21	\$30.00

Average Mississippi pine sawtimber, pine chip-n-saw, and mixed hardwood sawtimber stumpage prices (\$/ton) for 1st Quarter 2008 through 1st Quarter 2018.*



*Prices from 2008 until 2017 are from Timber Mart-South. 2018 prices are from Mississippi State University Extension.

Average Mississippi pine and hardwood pulpwood stumpage prices (\$/ton) for 1st Quarter 2008 through 1st Quarter 2018.*



*Prices from 2008 until 2017 are from Timber Mart-South. 2018 prices are from Mississippi State University Extension. Timber-Mart South (TMS), Inc. has more detailed data available by subscription that contains values for other timber products not included in this report. TMS is compiled and produced at the Center for forest Business, Warnell School of Forest Resources, University of Georgia, under contract with the Frank W. Norris Foundation, a non-profit corporation serving the forest products industry. See <http://WWW.TMARTSOUTH.COM/> for information on subscriptions.

Mississippi State University is an equal opportunity institution. Discrimination in university employment, programs, or activities based on race, color, ethnicity, sex, pregnancy, religion, national origin, disability, age, sexual orientation, genetic information, status as a U.S. veteran, or any other status protected by applicable law is prohibited. For more information, please contact the Office of Compliance and Integrity, 56 Morgan Avenue, P.O. 6044, Mississippi State, MS 39762, (662) 325-5839.