

Microgreen Varieties

for the Mississippi Gardener

Growing fresh microgreens is an easy and fun way to enjoy truly locally grown vegetables. They add color and flavor to salads, sandwiches, and main dishes. Microgreens require only a small amount of space and can be grown all year long.



What Are Microgreens?

Microgreens are young, immature, densely grown seedlings of selected vegetables and herbs. At harvest—ranging from 7 to 21 days after germination—microgreens will consist of the stem, cotyledon, and developing true leaves, depending on the species grown.

Benefits of Microgreens

Adding fresh microgreens to your family's meals is a great way to increase your consumption of important vitamins and phytonutrients. Research has documented that microgreens are packed full of high concentrations of vitamins C and E, beta-carotene, lutein, zeaxanthin, and violaxanthins.

Varieties of Microgreens

There are more than 50 varieties of vegetables and herbs that have been recommended for growing as microgreens. Microgreen seeds should be bought in bulk; it is not economical to use the seed packets available at garden centers. Recommended bulk amounts range from 1 ounce to 1 pound or more depending on the microgreen variety.



Following is a listing of microgreen varieties arranged by their rate of growth from initial seed sowing. Included are variety selections good for home gardeners and tips for growing them successfully. Seed priming can improve the germination and growth of some varieties. For more information on priming microgreen seeds, see Extension Publication 2857 *Growing Microgreens for the Mississippi Gardener*.

Radish Hong Vit, Swiss Chard Ruby Red, Basil Dark Opal

7-10 days



Pea shoots

- ▶ Dwarf Grey Sugar pea
- ▶ prime seed to promote even germination
- ▶ can be recut once
- ▶ seeding rate: 6 ounces
- ▶ expected yield: 6-8 ounces



Radish

- ▶ Hong Vit
 - bright green leaves with pink stems
- ▶ Red Rambo or Sango
 - dark purple stems and leaves; about 20 percent green
- ▶ white-, red-, purple-, and green-stemmed varieties available
- ▶ distinct spicy radish flavor
- ▶ seeding rate: 2 tablespoons
- ▶ expected yield: 6-8 ounces



10-15 days



Arugula

- ▶ spicy arugula flavor
- ▶ dark green leaves
- ▶ seeding rate: 2-3 teaspoons
- ▶ expected yield: 3-5 ounces



Broccoli

- ▶ bright green
- ▶ spicy flavor
- ▶ seeding rate: 2-3 teaspoons
- ▶ expected yield: 3-5 ounces



Cress

- ▶ Cressida
 - spicy, peppery flavor
 - tri-lobed leaves
- ▶ seeding rate: 2-3 teaspoons
- ▶ expected yield: 3-5 ounces



Cabbage

- ▶ Red
 - mild flavor
 - dark green leaves with purple margins
- ▶ Kogane
 - mildly sweet flavor
 - bright green leaves
- ▶ seeding rate: 2-3 teaspoons
- ▶ expected yield: 4-6 ounces



Greens mix

- ▶ mixed greens with various colors and flavors
- ▶ typically pac choi, mustard, broccoli, mizuna
- ▶ spicy, fresh flavor
- ▶ seeding rate: 2-3 teaspoons
- ▶ expected yield: 5-7 ounces



Kale

- ▶ Blue Curly
 - mild spinach-like flavor
 - robust grower
- ▶ Red Russian
 - mild flavor
 - dark blue-green, serrated leaves outlined in pink
- ▶ seeding rate: 2-3 teaspoons
- ▶ expected yield: 4-6 ounces



Mustard

- ▶ Ruby Streaks
 - red and dark green leaves
 - light green stems
 - ▶ spicy flavor
 - ▶ seeding rate: 2-3 teaspoons
 - ▶ expected yield: 4-6 ounces
-



Pac choi


- ▶ Pac Choi
 - bright white stems
 - green leaves
 - ▶ Red Choi
 - dark green leaves
 - maroon veins
 - ▶ mild flavor
 - ▶ seeding rate: 2-3 teaspoons
 - ▶ expected yield: 4-6 ounces
-



Purple kohlrabi

- ▶ purple stems
- ▶ dark green leaves with a purple tint
- ▶ mild flavor
- ▶ seeding rate: 3 teaspoons
- ▶ expected yield: 2-4 ounces

16–25 days




Amaranth

- ▶ Red Garnet
 - mild flavor
 - attractive fuchsia stems and leaves
 - ▶ needs to be grown very dry
 - ▶ adds spectacular color to dishes
 - ▶ seeding rate: 1 teaspoon
 - ▶ expected yield: 2-3 ounces
-




Basil

- ▶ Italian Large Leaf
 - basil flavor
 - green stems and leaves
 - ▶ Dark Opal
 - basil flavor
 - mostly purple leaves with 20 percent variegated or green leaves
 - ▶ Mrs. Burns Lemon
 - very bright green
 - sweet, tangy lemon flavor
 - ▶ Lime
 - bright green
 - unique lime-citrus flavor for fish or salads
 - ▶ seeding rate: ½-1 teaspoon
 - ▶ expected yield: 2-4 ounces
-



Beets

- ▶ Bull's Blood
 - mild beet flavor
 - deep burgundy leaves
 - red stems
 - ▶ Early Wonder
 - mild beet flavor
 - medium green leaves
 - red stems
 - ▶ Yellow
 - mild beet flavor
 - light green leaves
 - yellow mid-vein and stems
 - ▶ seed hulls are hard and need to be removed before eating
 - ▶ prime seed to promote even germination
 - ▶ seeding rate: 3-5 tablespoons
 - ▶ expected yield: 3-6 ounces
-





Carrot

- ▶ carrot flavor
- ▶ fine-textured leaves
- ▶ seeding rate: 1 teaspoon
- ▶ expected yield: 2-3 ounces



Cilantro

- ▶ Santo Monogerm
- ▶ split seeds for precise planting
 - Cilantro “seeds” are actually fruits that contain two or more seeds. Monogerm seeds are split in half, allowing for more even germination.
- ▶ prime seed to promote even germination
- ▶ leave seed hull on for a hint of coriander flavor
- ▶ seeding rate: 1 tablespoon
- ▶ expected yield: 4-5 ounces



Cutting celery

- ▶ bold celery flavor for salads, soups, and stews
- ▶ seeding rate: 1 teaspoon
- ▶ expected yield: 2-3 ounces



Parsley

- ▶ intricate lobed leaves
- ▶ mild parsley flavor
- ▶ seeding rate: 2 teaspoons
- ▶ expected yield: 2-3 ounces



Scallions

- ▶ Evergreen Hardy White
 - onion flavored
 - green threads
 - ▶ can be recut several times at about 2-week intervals
 - ▶ prime seed to promote even germination
 - ▶ seeding rate: 2 tablespoons
 - ▶ expected yield: 2-3 ounces
-



Swiss chard

- ▶ Ruby Red
 - candy-apple red stems
 - dark green, red-veined leaves
- ▶ Rainbow, Bright Lights
 - gold, pink, orange, purple, red, and white with bright and pastel variations
- ▶ seed hulls are hard and need to be removed before eating
- ▶ prime seed to promote even germination
- ▶ seeding rate: 3-5 tablespoons
- ▶ expected yield: 3-6 ounces





The information given here is for educational purposes only. References to commercial products, trade names, or suppliers are made with the understanding that no endorsement is implied and that no discrimination against other products or suppliers is intended.

Publication 2884 (POD-10-21)

By **Gary R. Bachman**, PhD, Extension/Research Professor, Coastal Research and Extension Center.

Copyright 2021 by Mississippi State University. All rights reserved. This publication may be copied and distributed without alteration for nonprofit educational purposes provided that credit is given to the Mississippi State University Extension Service.

Produced by Agricultural Communications.

Mississippi State University is an equal opportunity institution. Discrimination in university employment, programs, or activities based on race, color, ethnicity, sex, pregnancy, religion, national origin, disability, age, sexual orientation, gender identity, genetic information, status as a U.S. veteran, or any other status protected by applicable law is prohibited.

Extension Service of Mississippi State University, cooperating with U.S. Department of Agriculture. Published in furtherance of Acts of Congress, May 8 and June 30, 1914. GARY B. JACKSON, Director