

# 2022

# INSECT CONTROL GUIDE

for

# Agonomic Crops



MISSISSIPPI STATE  
UNIVERSITY™

EXTENSION

## Classes of Pesticides

Effective resistance management requires rotation among the various classes of available insecticide chemistry. Often when one insecticide in a class fails because of insecticide resistance, other insecticides in the same class will also be ineffective. Selection of an insecticide from a different class will improve the chances of obtaining control. Growers need to be very aware of the type of insecticide chemistry being used. Classes of insecticides recommended in this guide are identified by the following abbreviations:

Avermectins – (AV)

Chloro-nicotinyl – (CN)

Organophosphate – (OP)

Pyridine Carboxamide – (PC)

Biologicals – (B)

Insect Growth Regulators – (IGR)

Oxadiazine – (OX)

Spinosyns – (SPN)

Carbamate – (C)

Pyrethroid – (P)

Tetronic Acid – (TA)

Diamides – (D)

METI-Acaricides – (M)

Propargite – (PG)

Sulfoxiimines – (SX)

Butenolides – (BU)

# CONTENTS

Cotton .....	2
Soybean.....	25
Corn.....	55
Grain Sorghum.....	75
Wheat.....	82
Sweetpotato .....	85
Rice.....	98
Peanut .....	101
Pasture .....	112
Insecticide Performance Ratings .....	118
Cotton.....	118
Soybeans.....	120
Corn .....	121
Grain Sorghum.....	122
Small Grains .....	123
Rice .....	123
Peanuts.....	124



# COTTON INSECT MANAGEMENT

## Integrated Pest Management

Successful, economical control of cotton insect pests requires using a variety of control methods instead of only one, such as scheduled insecticide use. This approach to insect control is called integrated pest management, or IPM. Current cotton insect control recommendations are based on the IPM concept.

Insecticides are a key part of cotton IPM, but relying only on insecticides is not possible in Mississippi.

The objective of cotton IPM is to use all available, practical, nonchemical methods of suppressing insect populations; to monitor pest populations closely; and, when scouting indicates that pest populations have exceeded economic thresholds, to integrate insecticides in a way that optimizes crop production and minimizes ecosystem disruption.

Because of the number of insect pests that attack cotton and the relatively high unit value of the crop, cotton IPM is quite complex. Management tactics applied against one pest may be favorable or unfavorable to the development of other pests in the system. Also, treatments applied during one part of the season may affect future pest populations or your ability to control those pests at later points during the season or in the following years. An overall cotton IPM program must consider these types of long-term effects. They greatly influence the ability of Mississippi growers to maintain economical cotton production.

There are many aspects of IPM that must be used to manage cotton insect pests effectively. These include using resistant varieties, managing for early crop maturity, using various cultural practices, managing for insecticide resistance, using economic thresholds, scouting thoroughly, and applying insecticides in a timely manner when needed.

## Objective

**To produce an early high-yielding crop,** follow recommended practices for soil preparation, variety selection, planting dates, use of fungicides and herbicides, and protection from insect and mite damage.

**To minimize the impact of pests and pest control costs,**

- Scout fields regularly. Make careful counts of insect pest populations.
- Use all available, practical noninsecticidal IPM tools.
- Apply insecticides promptly when needed.
- Use the most cost-efficient insecticide recommended for the target pest. Apply insecticide during the most susceptible stage of insect development.
- Follow recommended guidelines for practicing insecticide-resistance management.

*Before deciding to treat and before choosing the insecticide, consider such factors as the potential to intensify secondary pest problems and insecticide resistance.*

## Warning

Information in this guide is provided for educational and planning purposes only. When using agricultural chemicals, you (the user) are responsible for making sure the intended use complies with current regulations and conforms to the product label. Before applying any insecticide, be sure to get current usage information. Read and follow the product label.

## Precautions

Before using a pesticide, read the label carefully. Follow the directions. Pay attention to all precautions on the pesticide container label. Observe all regulations on worker protection and pesticide record-keeping. Store pesticides in plainly labeled containers safely away from livestock, pets, and children. Store pesticides in an area where they will not contaminate food or feed.

## Resistance

**Insecticide resistance is present in many populations of insect pests, and product performance may vary across geographies.** Excessive use of pesticides will intensify the problem.

## Scouting

Proper scouting is the backbone of an effective cotton insect management program. The goal of any scouting program should be to minimize insecticide use and insect control costs by avoiding unnecessary treatments and by timing required treatments properly. Effective scouting requires spending enough time in the field and taking enough samples to make an accurate decision on whether or not treatment is required. Frequency of scouting is critical. During most of the growing season, scout fields thoroughly every 3 to 4 days. Allow enough time in the scouting schedule to allow more frequent “spot checks” when necessary.

## Thresholds

Making insect management decisions based on established treatment thresholds rather than applying treatments based on schedules or presence of pests is a proven method of reducing insect management costs. Effective use of thresholds requires frequent, intensive scouting to get accurate estimates of populations of various pest species that may be present in a field.

“Treatment threshold” is the pest population level at which treatment must be applied to avoid economic loss that would be greater than the cost of the treatment. Thresholds can vary, depending on species of pest present, stage of crop development, yield potential of the crop, cost of the treatment, market price, populations of other pests present, number of beneficial insects, potential for flaring secondary pests, ability to control secondary pests, and other factors. The thresholds recommended in this guide vary according to pest species and stage of crop development, but fixed thresholds cannot fully consider the many other factors that can influence a treatment decision. Although the thresholds recommended in this guide are generally somewhat conservative (quick to treat), factors such as multiple pest species or unusually low fruit retention could indicate a need to reduce thresholds. Factors like high beneficial insect populations, risk of flaring difficult-to-control secondary pests, high treatment costs, or low price potential could indicate a need to use higher thresholds.

## Variety Selection

Available varieties have different levels of susceptibility to certain insect pests. Consider insect resistance/tolerance when selecting seed varieties. Some key traits and their general effect on certain insects are as follows:

**Early Maturity** — Early maturing, short-season varieties are more likely to escape attack/damage from late-season infestations of budworms/bollworms, tarnished plant bugs, etc.

**Smooth Leaf** — Aphid and whitefly populations tend to be lower on smooth leaf varieties. Budworms/bollworms tend to deposit fewer eggs than on hairy varieties. The smooth leaf trait may somewhat favor plant bugs.

**Okra Leaf** — Varieties with okra leaf trait allow improved canopy penetration of foliar insecticide treatments. This trait also has been associated with resistance to whiteflies.

**Nectariless** — Plant bug populations tend to be lower on nectariless varieties. Also, the nectariless trait tends to reduce egg production capacity of most moth species because of reduced nectar availability. Populations of beneficial insects that help suppress bollworms/budworms are also generally lower in nectariless cotton.

**High Glanding** — Varieties with the high glanding trait have additional gossypol glands, increasing resistance to budworms/bollworms.

**Bt-transgenic Varieties** — Dual gene transgenic varieties (BollGard II, Widestrike, and TwinLink) may need additional oversprays for cotton bollworm due to increased tolerance to Cry genes.

## Cultural Practices

Cultural practices can affect populations of specific insect pests. Here are effects of some common cultural practices:

**Fall Stalk Destruction** — Although boll weevils have been eradicated from Mississippi, destroying stalks as soon as possible is still a recommended practice as part of the overall maintenance program.

**Fall Tillage** — Budworms/bollworms overwinter as pupae 1 to 3 inches deep in the soil. Fall tillage destroys some pupae and disrupts exit tunnels, reducing numbers that emerge from overwintering.

**Spring Tillage** — Destroying weeds and/or cover crops by tillage or herbicide at least 3 weeks before planting minimizes risk of cutworm problems. Tilling in early spring, before April 15, will also destroy many overwintering tobacco budworm and bollworm pupae.

**No-till Planting** — No-till planting has both negative and positive effects on cotton insect populations. Fields planted no-till are at greater risk for cutworm infestations. They are much more likely to have stand-threatening infestations of occasional early-season seedling pests, such as grasshoppers, false chinch bugs, and a variety of other pests. Scout fields planted no-till very frequently during the first 3 to 4 weeks after emergence. One of the most significant features of no-till production is the establishment of high populations of fire ants. Fire ants will tend and protect certain sucking pests, such as aphids and three-cornered alfalfa hoppers, causing their numbers to be higher in no-till cotton. But fire ants are also very aggressive predators of the eggs, larvae, and pupae of caterpillar pests. The impact of fire ants on caterpillar populations in no-till cotton can be very significant, and it is not unusual for fire ants and other beneficial insects together to suppress caterpillar pests in both Bt and non-Bt fields that are planted no-till. High numbers of snails and negro bugs often occur in no-till fields, but neither of these species has been observed to cause damage to cotton, even when populations are extremely high.

**Plant Stand Density** — Excessive plant stand density can result in delayed fruit initiation and delayed maturity, increasing exposure to late-season insects.

**Early Maturity** — Early-maturing crops are more likely to escape attack/damage from late-season infestations of tobacco budworms, bollworms, armyworms, loopers, and other pests. Cultural practices such as excessive nitrogen use, late irrigation, or excessive stand density can result in delayed maturity and increased exposure to late-season insects.

**Insecticide Treatment Termination** — End insecticide treatments for tobacco budworms, bollworms, and other pests as soon as crop maturity monitoring indicates the crop is reasonably safe from further damage. This step will reduce insecticide use, control costs, and reduce future insecticide resistance.

**Border Vegetation Management** — Plant bugs can build up on flowering plants growing around field borders. They may move into cotton fields when the flowering plants are destroyed or begin to dry up. Timely mowing of such areas can help reduce available hosts for plant bugs. Mow before cotton is established. Mowing after these weed hosts begin forming flower buds will only force plant bugs into nearby cotton. Wild geranium is an important spring host of tobacco budworms, and controlling it by mowing or displacing it with a non-host plant may help reduce tobacco budworm populations. Caution: do not spray field borders with insecticides. Such use is not labeled and may worsen pesticide resistance.

## Biological Control

Mississippi cotton producers are fortunate to have a wide array of naturally occurring biological control agents that play an important role in managing pest populations. Collectively, these biological control agents are the main method of controlling cotton insect pests in Mississippi. Often the full economic value of these biological agents is not recognized or appreciated. Severe outbreaks resulting in high levels of crop loss or unusually high control costs seldom occur unless natural control has been disrupted. Profitable cotton production would not be possible in Mississippi without the help of these biological control agents. These biological agents include predators such as big-eyed bugs, lady beetles, spiders, and minute pirate bugs; parasites such as *Cardiochiles*, a wasp that parasitizes tobacco budworms; and diseases such as the *Neozygites* fungal disease, which helps control aphid outbreaks. To gain the maximum economic benefit from the control provided by these natural control agents, growers need to know which species are beneficial, how to identify these species, which pests they attack, what factors enhance their usefulness, when they are most useful, and when they may not provide effective control.

## Predators and Parasites

Predators and parasites can often prevent a pest population from reaching treatable levels, and the control they provide is often cheaper, better, and longer-lasting than that provided by insecticides. Be aware of population levels of naturally occurring predators and parasites, and recognize that treatment thresholds can often be increased when predator and population levels are high. Certain cultural practices may favor populations of specific predators. (For example, reduced tillage encourages fire ants.) When insecticide treatment is necessary, choose treatments that have minimal impact on populations of certain beneficial insects but still control the target pest.

## Pathogens or Diseases

Most species of insect pests are susceptible to one or more known diseases. In some cases, the impact of the disease is relatively subtle and slows population development. In other cases, the disease is quite dramatic, providing quick, almost total control of a pest population that has neared or exceeded damaging levels. Growers should be especially aware of these latter types of diseases because an outbreak of this type can eliminate the need for any insecticide treatment. Two examples of diseases of this type are the *Neozygites* fungal disease, which attacks cotton aphid populations, and a similar fungal disease, which attacks loopers.

## Eradication

When feasible, eradication of a pest can be a highly effective IPM tool. Eradication is seldom feasible for native pests, but it is sometimes possible to eradicate nonnative pests, such as the boll weevil. Since it invaded the state in the early 1900s, the boll weevil has been considered to be a “key pest” of cotton. This is because the early-season insecticide treatments that had to be applied to control boll weevils also destroyed beneficial insects and caused a flare-up of “secondary pests,” such as tobacco budworms and cotton aphids. Eradication of the boll weevil eliminates the yield losses and control costs that are directly caused by boll weevils. Eradication also eliminates yield losses and control costs from secondary pest problems that are caused by boll weevil control efforts.

Currently, all cotton in Mississippi is considered weevil-free. **\*Promptly alert eradication personnel of any field detections of live boll weevils or weevil-punctured squares.**

## Additional Information

In addition to this publication, several other Extension publications on cotton insect biology and management are available at [www.extension.msstate.edu](http://www.extension.msstate.edu) or from your county Extension office.

Publication 1640 *Cotton Insect ID Guide*

Publication 2294 *The Boll Weevil in Mississippi: Gone but Not Forgotten*

Publication 2302 *Biology and Control of Thrips on Seedling Cotton*

**NOTE:** The scientific name of the cotton bollworm, formerly *Heliothis zea*, has been changed to *Helicoverpa zea*. However, in this guide the use of *Heliothis* or *Heliothis* spp. continues to refer to both cotton bollworms and tobacco budworms.

## Insecticide Resistance and Resistance Management

Insecticide resistance is the increased tolerance to a particular insecticide by a pest population to the point the insecticide no longer provides effective control. This definition applies to insecticides delivered through transgenic crops as well as to foliar-applied insecticides.

Resistance develops as a result of repeated or continuous exposure of a pest population to a particular insecticide or class of insecticides. Following an insecticide application, the death rate for susceptible insects is considerably higher than the death rate of resistant insects. The numbers of resistant insects increase, and the resistance genes are passed down to the next generation. If the same insecticide or class of insecticide is used against the next generation of pests, the level of resistance increases even more. At first the number of resistant individuals within a population may be really low—1 in every 10,000 or more—and the pesticide is very effective. However, if you keep using the same insecticide or class of insecticide, the percent of the population made up of resistant insects increases. As a result, that pesticide or pesticide class becomes less efficient, and field failures begin to occur.

**High Cost of Resistance:** Resistance is costly to cotton producers because it creates the need to increase insecticide rates, shorten treatment intervals, use expensive mixtures of insecticides, or use more costly alternative insecticides to maintain effective control. Reduced control means lower yield, which further reduces profits. Without effective treatment alternatives, outbreaks of resistant pests can result in disastrous levels of crop destruction.

**Resistance Management:** Insecticide resistance management is a plan of insecticide use that limits exposure of a pest population to a particular class of insecticide chemistry in order to prolong the useful life of that insecticide or class of insecticides. It is important to note that the goal of resistance management is not necessarily to prevent resistance from ever occurring, but to slow the development of resistance.

**To be most effective, resistance management must be started before resistance is evident (while the frequency of resistance genes is very low) rather than after resistance is evident in the field (when the frequency of resistance is high). Because most cotton insects can readily move from farm to farm, resistance management efforts are most effective when all producers in a large geographic area practice them.**

With foliar insecticides, selection for resistance may occur whenever an insecticide is used, simply because the pests that survive exposure to the treatment are more likely to be resistant. After an insecticide has been applied, the proportion of the pest population that carries genes for resistance to that insecticide is higher. With foliar insecticides, you can delay resistance by not exposing successive generations of pests to insecticides from the same class. Rotating different classes of insecticides against different generations of pests is an effective resistance management tool because insects resistant to one class of chemistry are often susceptible to insecticides from a different class. This provides immediate benefits in terms of improved control and long-term benefits in terms of reduced selection for resistance.

The risk of resistance developing to transgenic control methods is especially high because the toxicant is present throughout the life of the plant, and any target pests that attack the crop are subjected to selection for resistance. With transgenic crops, resistance can be delayed by limiting the planting of crops that express a particular insecticide and by planting significant acreage of non-transgenic crops close to the transgenic crops. The objective is to let nonresistant insects from the non-transgenic crops interbreed with any resistant insects that survive in the transgenic crop.

In past years, cotton growers have had difficulty effectively managing resistance because of the limited availability of effective alternative control tools. Mississippi growers are now very fortunate to have a wide array of tools available to control many of the most damaging pests. These include boll weevil eradication, transgenic Bt cotton, and an impressive array of highly effective foliar-applied insecticides. By effectively using all of these tools and avoiding overuse of any single method of control, Mississippi cotton producers have a greater opportunity than ever before to practice resistance management effectively.

**Resistance Management Plan, Caterpillar Pests:** Growers can optimize their ability to manage resistance to both Bt cotton and foliar-applied insecticides by observing the following precautions:

- Continue to support boll weevil eradication maintenance and take advantage of the benefits it offers in managing caterpillar pests. These benefits include increased ability to rely on beneficial insects to suppress populations of caterpillar pests and an overall reduction in the number of foliar insecticide treatments required to control caterpillar pests.
- Plant the crop in a timely manner (April 15 to May 15 is the optimum planting window). Manage the crop to promote early maturity.
- Plant fields that historically experience heaviest tobacco budworm infestations to Bt varieties.
- Scout Bt fields for caterpillar pests and treat promptly with supplemental foliar insecticides if you detect damaging levels of caterpillar pests.
- When non-Bt fields require treatment for caterpillar pests, rotate use of different classes of foliar insecticides against different generations of pests. Do not use the same insecticide or class of insecticide on successive generations of pests.
- Stop insecticide applications as soon as the majority of the harvestable crop reaches maturity.

**Dual-gene or triple-gene Bt cottons:** Currently, the U.S. Environmental Protection Agency does not require the planting of a non-Bt cotton refuge for plantings of two-gene (Bollgard II, Widestrike, Twinlink) or three-gene cotton (Bollgard III, Widestrike 3, Twinlink Plus).

### Resistance Management Plan, Tarnished Plant Bugs and Cotton Aphids:

- When choosing insecticides for use at planting or as foliar sprays for early-season thrips control, avoid using products that will be used later to control cotton aphids.
- When choosing insecticides for use against aphids or plant bugs, avoid making repeated applications of the same insecticide or insecticides from the same class against following generations of pests.

### Responding to Control Failures

Key considerations and responses following suspected insecticide failures:

- Don't panic! Do not automatically assume that the presence of live insects following an insecticide application is the result of an insecticide failure.
- Examine the possible reasons that unsatisfactory control may have occurred. Control decisions should consider a wide range of variables that influence insecticide efficacy and damage potential: species complex, population density and age structure, application timing, insecticide dosage rate, application methods and carriers, treatment evaluation timing, need for multiple applications, environmental conditions, and levels of insecticide resistance.
- Under continuous pressure, multiple insecticide applications are required to reduce crop damage. Against high, sustained infestations, multiple close-interval (3 to 5 days) applications of recommended economical treatments are often more effective than applications of expensive mixtures at high rates applied at longer intervals.
- Selected combinations of insecticides are recommended to manage tobacco budworms at discrete time periods throughout the growing season. Do not use excessive rates of one or more insecticides in these mixtures. Using more than the recommended rate may not improve control.
- If a field failure is suspected to be due to insecticide resistance, do not reapply the same insecticide. Change to another class of insecticides or use mixtures of insecticides from different classes.
- Do not apply insecticides to control tobacco budworms beyond the time the major portion of the crop is resistant to insect damage. Protecting fruit that will not be harvested is not cost-effective and further selects for insecticide resistance.

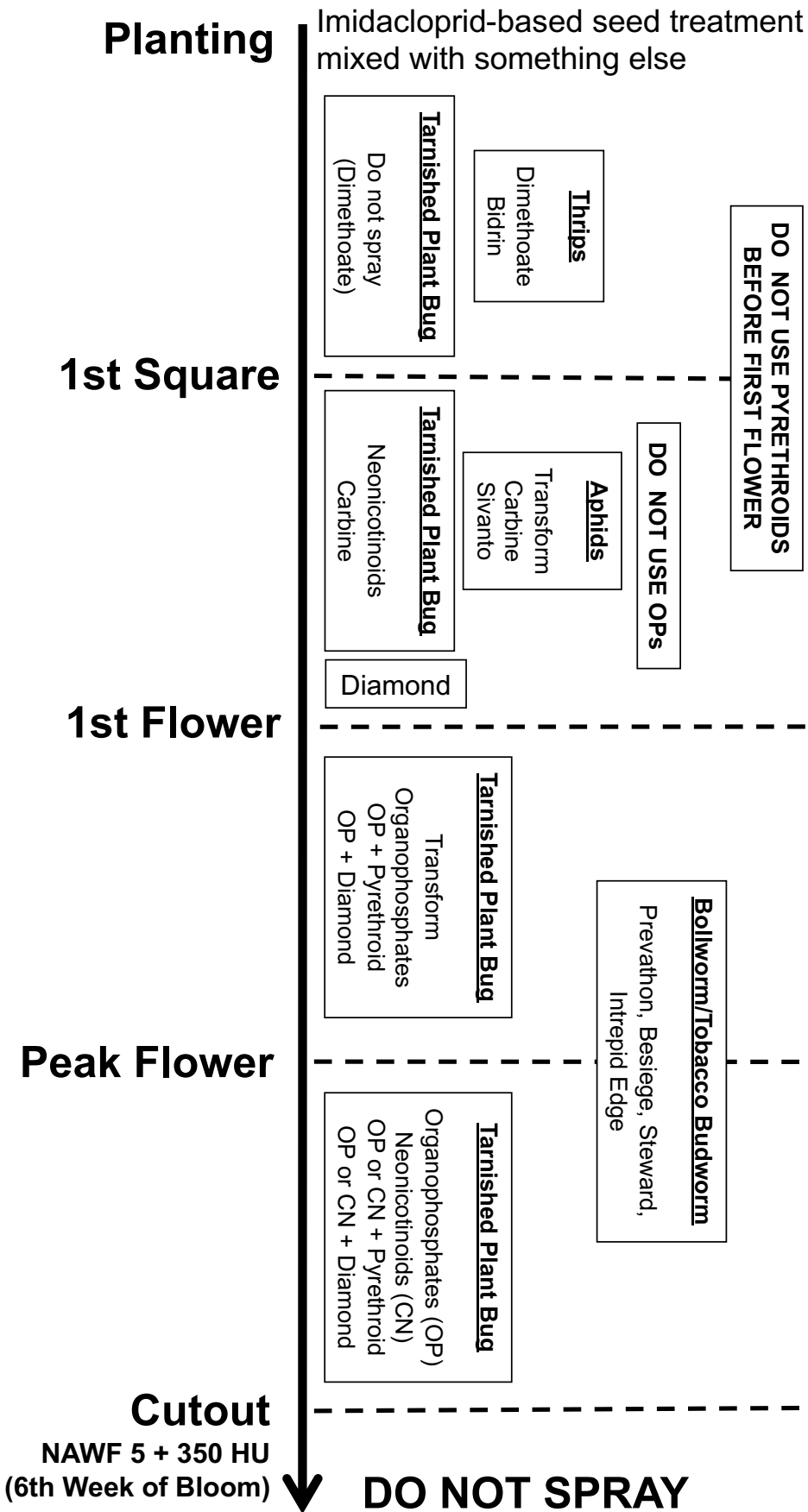
**IMPORTANT:** The following cotton insect control recommendations include treatment thresholds, insecticides, and suggested rates for specific pests. The **recommendations are divided into three distinct sections based on stage of plant development** (Emergence to First Square, First Square to First Bloom, and After First Bloom). Because important pests, thresholds, and control recommendations depend on stage of plant development, **be sure you are referring to the proper section when using this guide.**

**CAUTION:** Recommendations of specific insecticides are based on information on the manufacturer's label and performance in a limited number of efficacy trials. Because levels of insecticide resistance, environmental conditions, and methods of application by growers may vary widely, insecticide performance will not always match the safety and pest control standards indicated by experimental data.

**Insecticides are listed alphabetically, not in order of their effectiveness.** Effectiveness of a particular insecticide can vary greatly from field to field, depending on previous insecticide use, pest species, levels of resistance, and many other factors. Within a group of insecticides recommended for control of a specific pest, there is often considerable variability in cost, effectiveness against the primary target pest, and secondary pests controlled. When selecting insecticides, growers must consider each of these factors as well as the need to rotate among different insecticide classes for resistance management purposes.



# Insecticide Rotation Strategy



# Thrips



Insecticide	Amount of Formulation per Acre	Pounds Active Ingredient per Acre	Acres 1 Gallon or 1 Pound Dry Will Treat	PHI (days)	Comments
<b>Seed Treatments</b>					
acephate (OP) Orthene 90S	6.4 oz/cwt	–	–	–	Hopper box: 2.5–3.5 oz 90S/acre
imidacloprid (CN) Gaucho 600	–	0.375 mg ai/seed	–	–	Field tests and lab assays in 2015 indicate possible tolerance building to imidacloprid with tobacco thrips.
Aeris	–	0.375 mg ai/seed	–	–	
<b>In-Furrow Treatments</b>					
acephate (OP) Orthene 90S	1.1 lb	1.0	1	–	Spray in drill. Not working as well in some locations.
aldicarb (C) AgLogic 15G	3.5–5 lb	0.53–0.75	0.29–0.2	90	This product is extremely toxic. Use caution when handling.
imidacloprid (CN) Admire Pro 4.6SC	7.4–9.2 oz	0.26–0.33	17–14	–	In-furrow spray directed on or below the seed.
<b>Foliar Treatments</b>					
acephate (OP) Orthene 90S	0.22 lb	0.2	4.5	21	Use of acephate at this time in the season will intensify insecticide resistance problems in tarnished plant bugs and increase the likelihood of flaring spider mites.
dicrotophos (OP) Bidrin 8E	3.2 oz	0.2	40	30	Bidrin may only be used before first square and after first bloom.
dimethoate (OP) Dimethoate 4EC	6.4 oz	0.2	20	14	
methoxyfenozide (IGR), spinetoram (SPN) Intrepid Edge 3SC	3–6 oz	–	43–21	28	
spinetoram (SPN) Radiant 1SC	1.5–3 oz	0.012–0.021	85–47	28	Surfactant is recommended with this product.

Cotton plants are most susceptible to injury from **THRIPS** from emergence to the third or fourth leaf stage. Treatment for thrips is seldom necessary on plants that are beyond this stage.

In-furrow insecticides can result in increased susceptibility to seedling diseases. Use a recommended fungicide when using in-furrow insecticide treatments.

These recommendations on in-furrow systemic materials are directed specifically toward insect control. Some in-furrow insecticides, such as aldicarb, also provide nematode control, but most in-furrow insecticides do not control nematodes. See publications about nematode control for information on controlling these non-insect pests.

**CAUTION:** Several of the systemic thrips insecticides interact with some of the herbicides used on cotton and influence the cotton plants' susceptibility to herbicide injury. For example, the organophosphate insecticides disulfoton (Di-Syston) and phorate (Thimet) are used to "safen" cotton to injury from the herbicide clomazone (Command); however, herbicides containing diuron or fluometuron should not be used on cotton treated with either disulfoton (Di-Syston) or phorate (Thimet) because of the potential for a phytotoxic interaction.

**THRESHOLD:** Make foliar treatments if thrips numbers reach 1 per plant on seedling cotton with immatures present.

## Cutworm



Insecticide	Amount of Formulation per Acre	Pounds Active Ingredient per Acre	Acres 1 Gallon or 1 Pound Dry Will Treat	PHI (days)	Comments
acephate (OP) Orthene 90S	0.88 lb	0.8 lb	1.14	21	
$\beta$ -cyfluthrin (P) Baythroid XL 1E	0.08–1.6 oz	0.007–0.013	160–80	0	
bifenthrin (P) Brigade 2EC	2.6–6.4 oz	0.04–0.1	49.2–20	14	
Discipline 2EC	2.6–6.4 oz	0.04–0.1	49.2–20	14	
Fanfare 2EC	2.6–6.4 oz	0.04–0.1	49.2–20	14	
cypermethrin (P) Ammo 2.5EC	1.28 oz	0.025	100	14	
deltamethrin (P) Delta Gold 1.5EC	1.1–1.6 oz	0.013–0.019	116–79	21	
esfenvalerate (P) Asana XL 0.66EC	5.8 oz	0.03	22	21	
$\gamma$ -cyhalothrin (P) Declare 1.25EC	0.77–1.02 oz	0.0075–0.01	166–125	21	
$\lambda$ -cyhalothrin (P) Warrior II 2.08CS	0.96–1.28 oz	0.015–0.02	133–100	21	
Z-cypermethrin (P) Mustang Max 0.8EC	1.28–1.98 oz	0.008–0.012	100–64.6	14	

In no-till or limited-till situations, **CUTWORMS** may become established on existing vegetation and move to emerging cotton seedlings once this vegetation is killed. Risk of cutworm attack can be greatly reduced by destroying all existing vegetation 3 to 4 weeks before planting. Treatment at planting may be warranted in situations where cutworms are already established and vegetation cannot be destroyed 3 to 4 weeks before planting. Pyrethroid insecticides are highly effective against cutworms and can be used in ground treatments applied at planting with limited risk of contributing to increased resistance in tobacco budworms.

**Bt Cotton:** Bt cotton will not control cutworms.

**THRESHOLD:** Treat if cutworm infestations threaten to reduce stand below 35,000 plants/acre (3 plants/row foot) in a field or part of a field. Area considered is smallest area a producer will treat. Repeat treatment if needed.

**Plant  
Bug and  
Fleahopper**



Insecticide	Amount of Formulation per Acre	Pounds Active Ingredient per Acre	Acres 1 Gallon or 1 Pound Dry Will Treat	PHI (days)	Comments
acephate (OP) Orthene 90S	0.55–1.1 lb	0.5–1.0	1.8–0.9	21	Under heavy infestations, use highest labeled rates. Acephate–Not recommended for control of plant bugs before first bloom. After first bloom: 0.5–1.0 lb. ai/A.
bifenthrin (P), abamectin (AV) Athena	8–17 oz	0.13–0.15	5.3–4.6	20	
bifenthrin (P) + imidacloprid (CN) Brigadier	5.1–7.7 oz	–	25–17	14	
dicrotophos (OP) Bidrin 8E	4–8 oz	0.25–0.5	32–16	30	Dicrotophos (Bidrin) may only be used before first square and after first bloom, with a minimum of 14 days between applications.
dicrotophos (OP) + bifenthrin (P) Bidrin XP11	8–12 oz	–	16–10	30	Do not apply prior to bloom.
dimethoate (OP) Dimethoate 4EC	8–16 oz	0.25–0.5	16–8	14	
imidacloprid (CN) Admire Pro 4.6SC	1.3–1.7 oz	0.047–0.062	98–75	14	Recommended before first bloom or as part of a tank mix after first bloom.
imidacloprid (CN) + $\beta$ -cyfluthrin (P) Leverage 360 EC	2.8–3.2 oz	–	45–40	14	
novaluron (IGR) Diamond 0.83EC	6–9 oz	0.04–0.06	21.3–14.2	30	Novaluron (Diamond) acts only on immature plant bugs and should be tank-mixed with a labeled adulticide. Use of novaluron (Diamond) during the third week of squaring or peak migration of adult plant bugs into cotton has shown benefits in protecting yield.
oxamyl (C) Vydate C-LV 3.77	11.2–17 oz	0.33–0.5	11.4–7.5	14	
sulfoxaflor (SX) Transform 50WG	1.5–2.25 oz	0.047–0.071	10.7–7.1	14	
thiamethoxam (CN) Centric 40WG	1.5–2.5 oz	0.0375–0.0625	10.7–6.4	21	Recommended before first bloom or as part of a tank mix after first bloom.
thiamethoxam (CN) + $\lambda$ -cyhalothrin (P) Endigo 2.06CS	4–5.5 oz	–	32–23	21	

Organophosphates tank-mixed with pyrethroids have proven to provide effective control of tarnished plant bugs after bloom.

The sweep net is a very effective tool for monitoring adult **PLANT BUG** populations, but the drop cloth is more effective for monitoring nymphs. Thorough scouting requires the use of both the sweep net and drop cloth. Visual scouting is a less reliable method of sampling for plant bugs. Before first bloom, sample fields twice weekly for plant bugs. Treat if populations exceed levels given for the specified growth stage.

Mapping plants to determine percent square retention is an important part of monitoring before first bloom. Plants that are fruiting normally should retain at least 80 percent of the first and second position fruiting sites on the upper five branches. However, there are many factors besides plant bugs that can cause poor square retention. If you notice low square retention or a sudden decline in square retention, intensify sampling for plant bugs to determine if they are the cause. When square retention is lower than 80 percent before first bloom, plant bug thresholds should be lowered accordingly. Note: Research has shown that there is no benefit from maintaining excessively high square retention rates. (Plots with square retention rates in the range of 70 to 85 percent at first bloom often produce slightly higher yields than plots with higher retention rates.) Attempting to maintain excessively high early-season square retention rates through the use of additional insecticide treatments will result in increased costs and increased risks of secondary pest outbreaks.

Avoid automatic/prophylactic-type treatments.

After plants begin to bloom, effective use of the sweep net becomes difficult and more emphasis is placed on drop cloths. When visual scouting, examine randomly selected plant terminals for presence of adults or nymphs, and inside the bracts of squares, blooms, and small bolls for presence of nymphs. **Drop cloths, black in color**, remain very effective for detecting small nymphs throughout the season.

“Dirty blooms,” blooms in which many of the anthers are dried and brown, are a sign of established infestations of plant bug nymphs feeding on larger squares. No threshold exists for percent dirty blooms, but if you find them, intensify visual scouting for plant bugs.

Some pyrethroids act against plant bugs and, when applied against budworms/bollworms as the primary target, provide control of low to moderate levels of plant bugs. Do not assume that treatments targeting budworms/bollworms will always provide effective control of plant bugs. Resistance to both pyrethroids and organophosphates has been documented in populations of plant bugs at some locations. Because of insecticide resistance and/or difficulty obtaining adequate coverage in larger cotton, a single application of insecticide may not effectively control heavy established populations of plant bugs.

Plant bug populations are often highest along field borders. This is especially true for field borders next to maturing fields of corn, sorghum, or early-maturing soybeans. In such situations, it is often helpful to scout and manage such field borders separately from the remainder of the crop. Such areas may require spot treatments that are not needed on the remainder of the field.

**THRESHOLDS: Tarnished plant bugs: Emergence to first square:** Treat if you find 1 plant-bug-flagged plant and 1 or more plant bugs per 10 row feet. Multiple applications applied at 4- to 5-day intervals may be required in such cases. **First 2 weeks of squaring: drop cloth** – 1 plant bug per 6 row feet; **visual** – 5 bugs per 100 plants; **sweep net** – 8 bugs per 100 sweeps. **Third week of squaring through bloom: drop cloth** – 3 bugs per 6 row feet; **visual** – 10 bugs per 100 plants; **sweep net** – 15 bugs per 100 sweeps. **Dirty squares:** 10 percent dirty squares (medium-sized squares with exposed buds that have been discolored yellow by plant bug feeding). **Clouded plant bugs:** Use the same threshold as for tarnished plant bugs, except clouded plant bugs should be counted 1.5 times when using sweep net.



# Bollworm and Budworm



Insecticide	Amount of Formulation per Acre	Pounds Active Ingredient per Acre	Acres 1 Gallon or 1 Pound Dry Will Treat	PHI (days)	Comments
<b>Ovicides</b>					
methomyl (C) Lannate 2.4LV	13.3 oz	0.25	9.6	15	Methomyl (Lannate) – A minimum of 10 days should elapse between 0.45 lb methomyl (Lannate) applications. The lower rate of methomyl (0.25-0.33 lb) may be applied as needed. If reddening of leaves is excessive, stop using the combination or alternate with other insecticides.
<b>Foliar Larvicides</b>					
chlorantraniliprole (D) Prevathon 0.43 SC Vantacor 5SC	14–27 oz 1.2–2.5 oz	0.047–0.09 0.047–0.098	9–4.7 106.6–51.2	21 21	For Heliiothine control (cotton bollworms and/or tobacco budworms), make the first application at rates of 0.066–0.088 lb ai per acre. Later applications can be at rates of 0.044–0.088 lb ai per acre, depending on pest pressure.
chlorantraniliprole (D), bifenthrin (P) Elevest 2.22SC	5.6–9.6 oz	–	22.8–13.3	21	For Heliiothine control (cotton bollworms and/or tobacco budworms), make the first application at rates of 0.167 lb ai per acre. Later applications can be at rates of 0.098–0.167 lb ai per acre, depending on pest pressure.
indoxacarb (OX) Steward 1.25EC	9.2–11.3 oz	0.09–0.11	14–11.3	14	
λ-cyhalothrin (P), chlorantraniliprole (D) Besiege 1.25CS	6.5–12.5 oz	–	20–10	21	
methomyl (C) Lannate 2.4LV	24 oz	0.45	5.3	15	
methoxyfenozide (IGR) + spinetoram (SPN) Intrepid Edge 3SC	7–8 oz	–	32–16	28	Do not exceed 12 oz of formulated product per year.
spinetoram (SPN) Radiant 1SC	2.8–8 oz	0.022–0.0625	46–16	28	
spinosad (SPN) Blackhawk	1.6–3.2 oz	0.036–0.072	10–5	28	

Pyrethroid insecticides are no longer recommended for control of cotton bollworms or tobacco budworms in Mississippi due to widespread resistance and control failures. However, used as an ovicide in Bt cottons, it provides marginal control. See individual product labels for information.

Infestations of **BOLLWORMS AND TOBACCO BUDWORMS** may occur together anytime in the growing season, but these two insects are difficult to distinguish from one another as small larvae. Infestations of small larvae may be mostly bollworms, mostly tobacco budworms, or some combination of the two. Knowing the primary species present can greatly influence choice and costs of treatments. Information obtained from moth flushing counts or pheromone trap counts may help you estimate the species composition of an infestation and make treatment choices.

**Bt Cotton:** Transgenic Bt cotton that expresses two or more toxins targets the control of tobacco budworms and bollworms and should initially provide good to excellent control of these pests. However, high populations, especially of bollworms, may require

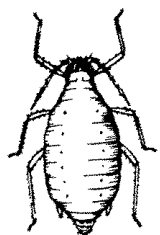
treatment in some situations. Bollworms are less susceptible to Bt toxins than tobacco budworms. Intensify scouting of Bt cotton when high numbers of bollworm moths are present. Scout for larvae in blooms, bolls, and terminal area. Bt cotton may require supplemental treatments for bollworms when moderate to high insect populations are present or toxin expression is compromised.

**CAUTION:** Transgenic Bt cotton is available in several varieties. Efficacy of Bt cotton may vary depending on seed source and variety. *If insecticide resistance is thought to be the cause of a treatment failure, switch to another chemistry immediately. Do not re-treat with a second application of the same class of material.*

**THRESHOLDS:**

- **Non-Bt, WideStrike, TwinLink, and BG2 cotton varieties: Before bloom:** Treat when population reaches or exceeds 8 larvae/100 plants or 6 percent fruit injury of any kind. **After bloom:** Treat when you find 20 eggs/100 plants or 6 percent fruit injury of any kind or treat when larvae exceed 4 larvae/100 plants. Regardless of size of larvae, treatment may be warranted if damaged-boll counts exceed 2 percent and significant numbers of larvae are present and continuing to cause damage. \*If treating on eggs with a diamide insecticide, do not make additional diamide applications on eggs sooner than 12–14 days.
- **WideStrike 3, TwinLink Plus, and BG3 cotton varieties: Before bloom:** Treat when population reaches or exceeds 8 larvae/100 plants or 6 percent fruit injury of any kind. **After bloom:** Treat when larvae 1/8-inch long or longer exceed 4 larvae/100 plants or 6 percent fruit injury of any kind. Regardless of size of larvae, treatment may be warranted if damaged-boll counts exceed 2 percent and significant numbers of larvae are present and continuing to cause damage.

**Aphid**



Insecticide	Amount of Formulation per Acre	Pounds Active Ingredient per Acre	Acres 1 Gallon or 1 Pound Dry Will Treat	PHI (days)	Comments
acetamiprid (CN) Strafer Max 70WP	1.1 oz	0.05	14.5	28	Do not make more than four applications per season.
flonicamid (PC) Carbine 50WG	1.4–2.8 oz	0.044–0.089	11.4–5.7	30	
flupyradifurone (BU) Sivanto Prime 1.67L	7.0–14.0 oz	0.09–0.18	18.3–9.1	21	
sulfoxaflor (SX) Transform 50WG	0.75–1 oz	0.023–0.031	21.3–16	14	

In some areas, **APHIDS** may be resistant to some labeled insecticides. The impact of aphids on yield varies greatly, depending on a variety of factors, including number of aphids, duration of infestation, and presence of other stress factors such as drought. In some cases, relatively high populations caused no yield loss. In other cases, research has shown that untreated infestations that peaked as low as 35 aphids per leaf caused yield losses of approximately 45 pounds of lint. Higher yield losses have been recorded from heavier, more prolonged infestations.

Before treating aphids between first square and first bloom, consider ability to obtain control and potential impact on other pest populations, such as the tobacco budworm and beet armyworm.

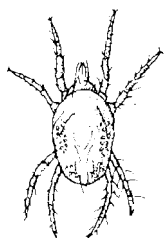
Efficacy of various recommended chemicals varies by location; therefore, it is advisable to seek current information about what is working locally. (Talk to county Extension agents, Extension specialists, consultants, neighbors, and others.) When selecting aphicides, consider which classes of materials were used on the field earlier during the season, including in-furrow treatments. An aphicide from the least commonly used class may provide best control. Control may be improved by making a second application 4 to 7 days after the initial treatment. Rotating classes of insecticide chemistry used may enhance control.

**THRESHOLDS:** Consider treatment when spots of high aphid populations are causing heavy localized honeydew accumulation, aphid numbers are increasing over the remainder of the field, and no signs of diseased aphids are present. Under heavy infestations, use the highest labeled rates. Important factors to consider before treatment include the following: 1) possibility of a fungal epizootic that will likely occur under high aphid infestation (this usually occurs in early to mid-July); 2) possibility of control failure with recommended insecticides (control must exceed 80 percent to give benefit); 3) predator and parasite populations that may suppress aphids; 4) presence of additional plant stress factors, such as drought or low plant vigor; 5) need to apply insecticide for control of other pests.

Treatment may be beneficial in avoiding yield reduction when the following conditions exist together: 1) isolated spots occur through the field where heavy aphid infestations cause honeydew-coated plants; 2) aphid numbers are increasing on remaining plants throughout the field; and 3) no indication of aphid fungal disease is present.

When treating aphids, try to get good coverage, particularly to undersides of leaves.

## Spider Mite



Insecticide	Amount of Formulation per Acre	Pounds Active Ingredient per Acre	Acres 1 Gallon or 1 Pound Dry Will Treat	PHI (days)	Comments
<b>abamectin (AV)</b> Agri-Mek 0.15EC Agri-Mek 0.7SC	10–16 oz 2–3.5 oz	0.012–0.019 0.012–0.015	13–8 64–37	20 20	Resistance reported with abamectin in Mississippi and Louisiana.
<b>bifenthrin (P) + abamectin (AV)</b> Athena 0.97EC	8–17 oz	–	16–7.5	20	
<b>etoxazole (IGR)</b> Zeal 72WSP Zeal 2.88SC	0.67–1 oz 1.33–2 oz	0.03–0.045 0.03–0.045	23.88–16 96.2–64	28 28	
<b>fenpyroximate (M)</b> Portal 0.4EC	16–32 oz	0.05–0.1	8–4	14	
<b>propargite (PG)</b> Comite II 6EC	20–36 oz	0.94–1.68	6.4–3.55	50	
<b>spiromesifen (TA)</b> Oberon 4SC	3–8 oz	0.94–0.25	42.7–16	30	

**SPIDER MITE** populations often increase during hot and dry conditions. Spider mites often develop around field borders and ditch banks. Henbit and other winter annuals can serve as hosts for spider mites. Removal of winter annuals well in advance of planting may reduce risk of spider mite infestation.

**NOTE:** If mites are present in the field, applications of acephate and pyrethroids (except bifenthrin) can flare mites when targeting other pests. \*Lower product rates should be used only in early season. Always read the label. Many miticides are restricted to one to two applications per year.

**THRESHOLDS:** Treatment is essential when 40 to 50 percent or more of plants are infested and populations are increasing.

## Looper



Insecticide	Amount of Formulation per Acre	Pounds Active Ingredient per Acre	Acres 1 Gallon or 1 Pound Dry Will Treat	PHI (days)	Comments
<b>chlorantraniliprole (D)</b> Prevathon 0.43 SC Vantacor 5SC	14–27 oz 1.7–2.5 oz	0.047–0.09 0.066–0.098	9–4.7 75.3–51.2	21 21	Labeled as suppression only for soybean loopers.
<b>chlorantraniliprole (D), bifenthrin (P)</b> Elevest 2.22SC	5.6–9.6 oz	–	22.8–13.3	21	Labeled as suppression only for soybean loopers.
<b>indoxacarb (OX)</b> Steward 1.25EC	9.22–11.26 oz	0.09–0.11	13.88–11.37	14	
<b>λ-cyhalothrin (P), chlorantraniliprole (D)</b> Besiege 1.25CS	10–12.5 oz	–	12–10	21	
<b>methoxyfenozide (IGR)</b> Intrepid 2F	4–10 oz	0.0625–0.16	32–12.8	14	
<b>methoxyfenozide (IGR) + spinetoram (SPN)</b> Intrepid Edge 3SC	6–8 oz	–	21–16	28	Do not exceed 12 oz per year.
<b>spinosad (SPN)</b> Blackhawk 36WG	2.4–3.2 oz	0.054–0.072	6.7–5	28	

Two species of **LOOPERS** (cabbage loopers and soybean loopers) occur in cotton. These insects differ in their susceptibility to insecticides and diseases.

**Dual-Toxin Bt Cotton:** Varieties of Bt cotton that express two Bt toxins are considerably more effective against loopers than are single-toxin Bt cottons. They may still require supplemental treatments because of unusually high insect populations or compromised toxin expression.

**THRESHOLD:** Treat only when populations threaten premature defoliation.

**Beet  
Armyworm**



Insecticide	Amount of Formulation per Acre	Pounds Active Ingredient per Acre	Acres 1 Gallon or 1 Pound Dry Will Treat	PHI (days)	Comments
chlorantraniliprole (D) Prevathon 0.43 SC	14–27 oz	0.047–0.09	9–4.7	21	
Vantacor 5SC	1.2–2.5 oz	0.047–0.098	106.6–51.2	21	
chlorantraniliprole (D), bifenthrin (P) Elevest 2.22SC	5.6–9.6 oz	–	22.8–13.3	21	
indoxacarb (OX) Steward 1.25EC	9.22–11.26 oz	0.09–0.11	13.88–11.37	14	
λ-cyhalothrin (P), chlorantraniliprole (D) Besiege 1.25CS	6.5–12.5 oz	–	20–10	21	
methoxyfenozide (IGR) Intrepid 2F	4–10 oz	0.0625–0.16	32–12.8	14	
methoxyfenozide (IGR) + spinetoram (SPN) Intrepid Edge 3SC	4–8 oz	–	32–16	28	Do not exceed 12 oz per year.
spinosad (SPN) Blackhawk 36WG	2.4–3.2 oz	0.054–0.072	6.7–5	28	

Production of an early crop and preservation of beneficial insects are the most important factors in reducing risks of **BEET ARMYWORM** (BAW) outbreaks. Certain organophosphate and pyrethroid insecticides are particularly damaging to the beneficial insects that help control BAW. Prior to bloom, use short residual organophosphates and other nonpyrethroid materials only when necessary to control other pests. Reserve use of pyrethroids until midseason in order to help minimize reliance on organophosphates at this time. Established populations of BAW can be difficult and expensive to control. Late-season foliage-feeders cause less damage than do midseason fruit-feeders. Cotton nearing maturity can tolerate relatively higher populations without losing yield. When treating BAW, multiple, close-interval applications (3 to 5 days) may be needed against high populations. Apply treatments against hatching to ¼-inch-long larvae. Maximize coverage to undersides of leaves. Increasing spray volume and pressure may improve control when treating by ground.

**THRESHOLD:** During early to mid-season, if beneficial insect numbers are low and risk factors favorable to development of BAW outbreaks are present, initiate treatment at 2–5 “hits” (egg masses and/or clusters of small larvae) per 100 feet of row. Treatment thresholds vary greatly depending on time of year and stage of crop when BAW outbreaks occur, plant parts being attacked, and presence or absence of other predisposing factors.

**Fall  
Armyworm**



Insecticide	Amount of Formulation per Acre	Pounds Active Ingredient per Acre	Acres 1 Gallon or 1 Pound Dry Will Treat	PHI (days)	Comments
acephate (OP) Orthene 90S	1.1 lb	1.0	0.9	21	
chlorantraniliprole (D) Prevathon 0.43SC Vantacor 5SC	14–27 oz 1.2–2.5 oz	0.047–0.09 0.047–0.098	9–4.7 106.6–51.2	21 21	
chlorantraniliprole (D), bifenthrin (P) Elevest 2.22SC	5.6–9.6 oz	–	22.8–13.3	21	
indoxacarb (OX) Steward 1.25EC	9.22–11.26 oz	0.09–0.11	13.88–11.37	14	Do not apply more than 3 oz per 5-day interval. Do not apply more than three times per crop season.
λ-cyhalothrin (P), chlorantraniliprole (D) Besiege 1.25CS	6.5–12.5 oz	–	20–10	21	
methomyl (C) Lannate 2.4LV	24 oz	0.45	5.33	15	A minimum of 10 days should elapse between 0.45 lb methomyl (Lannate) applications. The lower rate of methomyl (0.25–0.33 lb) may be applied as needed. If reddening of leaves is excessive, stop using the combination or alternate with other insecticides.
methoxyfenozide (IGR) Intrepid 2F	6–10 oz	0.09–0.16	21.3–12.8	14	
methoxyfenozide (IGR) + spinetoram (SPN) Intrepid Edge 3SC	4–8 oz	–	32–16	28	Do not exceed 12 oz per year.
novaluron (IGR) Diamond 0.83EC	6–9 oz	0.04–0.06	21.3–14.2	30	
spinosad (SPN) Blackhawk 36WG	2.4–3.2 oz	0.054–0.072	6.7–5	28	
Some pyrethroids may help suppress fall armyworms when applied against newly hatched larvae.					

**Dual-Toxin Bt Cotton:** Varieties of Bt cotton that express two Bt toxins can be effective against fall armyworms but may still require supplemental treatments because of unusually high insect populations or compromised toxin expression.

**THRESHOLD:** Treat when you find 4 or more worms per 100 blooms and/or bolls. Time applications against young larvae and maximize coverage deep within the plant canopy by increasing spray volume and pressure.



## Banded-winged Whitefly

Insecticide	Amount of Formulation per Acre	Pounds Active Ingredient per Acre	Acres 1 Gallon or 1 Pound Dry Will Treat	PHI (days)	Comments
acephate (OP) Orthene 90S	0.56–1.1 lb	0.5–1.0	1.8–0.9	21	
spiromesifen (TA) Oberon 4SC	2–8 oz	0.94–0.25	42.7–16	30	
thiamethoxam (CN) Centric 40WG	2–2.5 oz	0.05–0.0625	8–6.4	21	

Large populations can reduce yield and affect quality. Thorough coverage of foliage is necessary for adequate control. **WHITE-FLIES** can be difficult to control and can rebound quickly following treatment. Two to three applications at approximately 5-day intervals are usually necessary to control heavy infestations.

**THRESHOLD:** Apply control when 50 percent or more of the terminals are infested with adults.

## Silver Leaf Whitefly

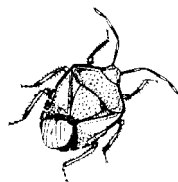


Insecticide	Amount of Formulation per Acre	Pounds Active Ingredient per Acre	Acres 1 Gallon or 1 Pound Dry Will Treat	PHI (days)	Comments
acetamiprid (CN) Strafer Max 70WP	1.1–2.3 oz	0.075–0.1	5–4.6	28	Begin applications prior to nymphal development.
pyriproxyfen formulation (IGR) Knack 0.86EC	8.04–9.97 oz	0.054–0.067	15.92–12.84	28	When using non-IGR type treatments, you must make repeated applications at 5-day intervals.

Infestations of **SILVER LEAF WHITEFLIES** are uncommon but are most likely to occur on cotton grown close to nursery crops or greenhouses. Heavy, prolonged infestations can cause substantial yield loss. This insect is difficult and costly to control.

**THRESHOLD:** Apply control when 50 percent or more of the terminals are infested with adults.

## Brown Stink Bug



Insecticide	Amount of Formulation per Acre	Pounds Active Ingredient per Acre	Acres 1 Gallon or 1 Pound Dry Will Treat	PHI (days)	Comments
acephate (OP) Orthene 90S	0.83–1.1 lb	0.75–1.0	1.2–0.9	21	
dicrotophos (OP) Bidrin 8E	4–8 oz	0.4–0.5	20–16	30	Dicrotophos (Bidrin) may only be used before first square and after first bloom, with a minimum of 14 days between applications. Do not apply prior to bloom.
dicrotophos (OP) + bifenthrin (P) Bidrin XPII 5EC	8–17 oz	–	16–7.5	30	Do not apply prior to bloom.
thiamethoxam (CN) + λ-cyhalothrin (P) Endigo ZC 2.06CS	4–5.5 oz	–	32–23.3	21	

**Green and Southern Green Stink Bug**



Insecticide	Amount of Formulation per Acre	Pounds Active Ingredient per Acre	Acres 1 Gallon or 1 Pound Dry Will Treat	PHI (days)	Comments
acephate (OP) Orthene 90S	0.83–1.1 lb	0.75–1.0	1.2–0.9	21	
$\beta$ -cyfluthrin (P) Baythroid XL1EC	1.6–2.62 oz	0.0125–0.0205	80–49.2	0	
bifenthrin (P) Brigade 2EC	3.84–6.4 oz	0.06–0.10	33.7–20	14	
Discipline 2EC	3.84–6.4 oz	0.06–0.10	33.7–20	14	
Fanfare 2EC	3.84–6.4 oz	0.06–0.10	33.7–20	14	
bifenthrin (P) + abamectin (AV) Athena 0.87EC	8–17 oz	–	16–7.5	20	
bifenthrin (P) + imidacloprid (CN) Brigadier 2SC	5.1–7.7 oz	–	25–16.6	14	
bifenthrin (P) + Z-cypermethrin (P) Hero 1.24EC	5.2–10.3 oz	–	24.6–12.4	14	
chlorantraniliprole (D), bifenthrin (P) Elevest 2.22SC	4.8–9.6 oz	–	26.6–13.3	18	
dicrotophos (OP) Bidrin 8E	4–8 oz	0.4–0.5	20–16	30	Dicrotophos (Bidrin) may only be used before first square and after first bloom, with a minimum of 14 days between applications. Do not apply prior to bloom.
dicrotophos (OP) + bifenthrin (P) Bidrin XP11 5EC	8–17 oz	–	16–7.5	30	Do not apply prior to bloom.
$\gamma$ -cyhalothrin (P) Declare 1.25EC	1.28–2.05 oz	0.0125–0.02	100–62.4	21	
imidacloprid (CN) + $\beta$ -cyfluthrin (P) Leverage 360 3EC	2.8–3.2 oz	–	45–40	14	
$\lambda$ -cyhalothrin (P) Warrior II 2.08CS	1.60–2.56 oz	0.025–0.04	80–50	21	
$\lambda$ -cyhalothrin (P), chlorantraniliprole (D) Besiege	6.5–12.5 oz	–	20–10	21	
thiamethoxam (CN) + $\lambda$ -cyhalothrin (P) Endigo ZC 2.06CS	4–5.5 oz	–	32–23.3	21	
Z-cypermethrin (P) Mustang Max 0.8EC	2.64–3.6 oz	0.0165– 0.0225	49.2–35.6	14	

**STINK BUGS** usually appear in late season but sometimes occur earlier. These insects feed on squares, blooms, and bolls, but most damage is concentrated on young bolls. High numbers of stink bugs can develop in crops such as corn, sorghum, or early-maturing soybeans and then migrate into nearby cotton during late season. Intensify scouting for stink bugs when nearby alternative hosts begin to mature. Scout for stink bugs by randomly pulling and cracking soft, quarter-sized bolls and checking for internal signs of stink bug feeding injury (stained lint, pierced areas or warts on internal boll walls, or damaged seed).

**CAUTION:** Spined soldier bugs are beneficial stink bugs that sometimes occur in high numbers in fields infested with caterpillar pests. These beneficial insects are often mistaken for brown stink bugs. Be sure of species identification before treating. Stink bugs are difficult to detect. Supplement by scouting for damaged bolls.

**Bt Cotton:** Stink bugs and clouded plant bugs are more likely to occur in Bt cotton because of the reduction in mid- to late-season treatments targeting budworms/bollworms. Intensify scouting for these pests in Bt cotton.

**THRESHOLDS: Visual:** Average of 5 or more adults and/or nymphs (¼-inch or greater) per 100 plants. **Drop Cloth:** Average of 1 bug per 6 feet of row (¼-inch or greater). **Damaged Bolls:** Treat when 15 to 20 percent or more of the soft, quarter-sized bolls show internal signs of stink bug feeding (damaged seed, stained lint, pierced areas or warts on internal boll walls) and stink bugs are present.



### *Boll Weevil*

**Contact boll weevil eradication personnel immediately to report any fields where you find live boll weevils or squares with boll weevil oviposition punctures!**

## Terminating Insecticide Applications

In a normal, healthy crop, “cutout” is the point when Node Above White Flower averages 5 (NAWF = 5). In other words, cutout is the point when terminal growth slows to the point that the first position white flower is at the fifth node below the first “unfurled” leaf in the terminal. An unfurled leaf is about the size of a quarter. Sample at least 10 plants per site from four representative sites per field to determine average NAWF. Begin monitoring NAWF at weekly intervals shortly after first bloom. Shift to twice weekly monitoring as NAWF counts begin to decline toward five. Begin monitoring daily heat unit (DD60s) accumulation on the day the crop reaches NAWF = 5.

Recent research has shown that growth and development in a normal, healthy crop are such that the last population of bolls that will effectively contribute to yield will be represented by those white blooms that are present at cutout (when the crop reaches NAWF = 5). Research has also shown that when these bolls accumulate 350 to 400 heat units (HU), or DD60s, they have a low probability of sustaining economic damage from tarnished plant bugs (nymphs or adults) or from budworm/bollworm larvae that emerge after this point. Therefore, control of tarnished plant bugs and budworms/bollworms can generally be terminated at NAWF = 5 + 350–400 HU (DD60s). Note, however, that threshold populations of larvae hatching before this point in the development of the crop should be controlled. Also note that this guideline for terminating insecticide treatments applies primarily to bollworms and tobacco budworms and tarnished plant bugs.

Control of stinkbugs can be terminated at NAWF = 5 + 450 HU.

Control of fall armyworms can be terminated at NAWF = 5 + 500–550 HU.

Leaves help bolls mature, so protect the crop from excessive defoliation from pests such as loopers beyond the point of NAWF = 5 + 350–400 HUs.

Note: This technique for deciding when to end cotton insect control has not been tested under all weather and crop conditions, especially where early stress or insect damage results in poor square set or any other condition that causes late maturity. Growers and consultants must monitor crop maturity and insect populations carefully on a field-by-field basis and use all available information on crop development and status to decide when to end insecticide treatments. Ask your Extension entomologist or county Extension agent for more about how to use this technique.

## Supplemental Information

### Estimating plants/acre, squares/acre, bolls/acre, etc:

An acre of land is 43,560 square feet. If the crop is planted on 40-inch row centers, there are about 13,068 linear row feet on an acre. If the crop is planted on 38-inch row centers, there are about 13,760 linear row feet on an acre. The following technique for estimating numbers of plants (and others) per acre involves making total counts on about 1/1,000 of an acre. Choose four 40-inch lengths of row from four different locations in the field. Count all plants, etc., on these 40-inch units. Add together the individual counts and multiply by 1,000. This gives an estimate of the number of plants, squares, etc., per acre.

### Insect pests to expect at different stages of plant development:

Based on historical data, the following pests could be expected at different stages of plant development. This is a generalized statement; your conditions may be different.


Stage of Plant Development	Major Pests	Occasional Pests
emergence to fourth true leaf	thrips	aphids, cutworms, armyworms, saltmarsh caterpillars, grasshoppers, spider mites
fourth true leaf to first square	none	plant bugs, spider mites, aphids, armyworms, saltmarsh caterpillars, grasshoppers
first square to first bloom	bollworms, plant bugs, tobacco budworms	spider mites, aphids, fleahoppers, armyworms
after first bloom	bollworms, tobacco budworms	aphids, whiteflies, plant bugs, beet armyworms, loopers, spider mites, fall armyworms, stink bugs





Figures 1–12. From left, eastern, western, and tobacco thrips (1), thrips injury (2), cotton aphid (3), cotton aphid infestation (4), cotton aphid damage (5), bandedwinged whitefly (6), cotton fleahopper (7), garden fleahopper (8), garden fleahopper damage (9), threecornered alfalfa hopper nymph (10), threecornered alfalfa hopper adult (11), threecornered alfalfa hopper damage (12).






Figures 13–24. Twospotted spider mites (13), twospotted spider mite leaf damage (14), twospotted spider mite severe damage in field (15), tarnished plant bug nymph (16), tarnished plant bug adult (17), tarnished plant bug “blasted square” (18), tarnished plant bug dirty square (19), tarnished plant bug dirty bloom (20), clouded plant bug nymph (21), clouded plant bug adult (22), brown stink bug nymph (23), brown stink bug adult (24).






Figures 25–36. Green stink bug nymph (25), green stink bug adult (26), southern green stink bug nymph (27), southern green stink bug adult (28), stink bug egg mass hatching (29), stink bug external boll damage (30), stink bug internal boll damage (31), leaf footed bug (32), false chinch bug (33), false chinch bug wilting cotton plant (34), flea beetle (35), flea beetle damage (36).





Figures 37–48. Boll weevil (37), vegetable weevil (38), vegetable weevil damage (39), bollworm egg on bloom tag (40), bollworm larva (41), bollworm moth (42), bollworm damaged square (43), bollworm in pink bloom (44), tobacco budworm moth (45), black cutworm larva (46), granulate cutworm larva (47), beet armyworm (48).





Figures 49-60. Beet armyworm damage (49), armyworm egg mass (50), fall armyworm on square (51), fall armyworm bract etching (52), southern armyworm larva (53), yellowstriped armyworm larva (54), soybean looper larva (55), saltmarsh caterpillar egg mass (56), saltmarsh caterpillar larva (57), cotton square borer larva (58), slug (59), slug damage (60).

# SOYBEAN INSECT MANAGEMENT

## Variety Selection/Cultural Practices

Currently available varieties of soybeans differ in growth characteristics and the time required for maturity. Variety characteristics can affect susceptibility to insect injury. For example, early-maturing varieties are less likely to be seriously damaged by soybean loopers or velvetbean caterpillars because they often mature before these late-season pests occur. Also, varieties with little pubescence (hairs) on the undersides of leaves are susceptible to potato leafhopper infestations.

Maturity differences can be used to manage some insect pests. For example, planting about 5 percent of the soybean acreage in an area 10 to 14 days earlier than the remainder of the crop will concentrate overwintering bean leaf beetles into these earlier plantings. The early-planted soybeans serve as a trap crop for the adults, and a relatively small amount of insecticide can then be used to prevent their spread into later-planted soybeans. If early-maturing varieties are planted as the trap crop, they will also act as a trap crop for stink bugs during pod development.

Soybeans that do not have a closed canopy at the time of bloom, as often occurs in late plantings and wider row spacings, are more susceptible to bollworm infestations. No-till soybeans are at greater risk to cutworm damage than conventionally tilled soybeans.

The performance of many soybean varieties is tested every year in Mississippi at several locations. The information is published annually as a Mississippi Agricultural & Forestry Experiment Station (MAFES) Information Bulletin—Soybean Variety Trials.

## Biological Control

**Diseases** — In mid- to late-season, naturally occurring diseases (fungi, bacteria, and viruses) of soybean insect pests can be important in control. A full leaf canopy, along with certain environmental conditions, apparently produces a microclimate favorable for insect disease development. Diseases often control armyworms, velvetbean caterpillars, green cloverworms, and soybean loopers. After diseased larvae have died, they may have a whitish mold-like growth covering their body surface, a black coloration with their bodies filled with fluid, or a near normal appearance (depending on the disease).

The presence of diseased worms indicates the population is being reduced naturally. When you find diseased larvae, withhold treatment for a few days to see if the disease will spread to a level that can control the population.

**Predators and Parasites** — Beneficial predators and parasites are very important in reducing the number of early-season insect pests. For this reason, you should protect them to have their full benefit. Predators and parasites can often keep pests from reaching treatable levels. Some early-season insecticide applications to soybeans can severely reduce predators and parasites. Regular scouting of fields is essential in detecting insect pests as well as beneficials.

## Sampling for Soybean Insects

To minimize yield loss from insect pests attacking soybeans, you should sample fields at least once per week from emergence through maturity. There are several ways to sample soybeans for insect pests. The drop cloth and the sweep net are the two primary tools. Information you get by using either one of these sampling methods should be supplemented by visual examinations of plants for damage or insects.

**Drop cloth** — The ground cloth is the most accurate method for sampling insect pests in soybeans. A drop cloth is made of heavy white or black cloth 2½ to 3 feet long on each side with a ½-inch to ¾-inch dowel rod attached to each side. To use the drop cloth, unroll it flat between two rows, then bend the plants on either side over the cloth, and shake them vigorously. The dislodged insects fall onto the cloth, where you can easily count them. Count any insect that has fallen at the base of the plant to the soil surface. This gives the number of insects per 5 to 6 feet of row (3 feet on each side of the cloth). Dividing by 5 to 6 gives the number of insects per foot of row.

Most soybean producers in Mississippi have changed their production practice from wide-row to narrow-row or drilled soybeans. Soybeans planted on narrow rows are difficult to sample using a drop cloth. In narrow-row soybeans, a sweep net is the preferred method for sampling.

**Sweep net** — A sweep net is a heavy cloth or canvas net on a strong 15-inch diameter steel hoop attached to a 3-foot wooden handle. To use it, you walk parallel to a row and swing the net briskly through the top third of the foliage. Each pass of the net through the foliage counts as one sweep and should be made 2½ to 3 feet apart down the row. Be sure to hold the net at an angle that lets dislodged insects fall into the net bag, and pass the net completely through the row. In soybeans planted on 36-inch rows or wider, sweep only one row. In narrow-row soybeans, let the normal arch of a sweep continue through the adjacent row. Then count insects as they are picked or fly from the net. Counts are usually expressed as number per 25 or 100 sweeps.

## When to Apply Insecticides for Stem Feeders

The three most common stem-feeding pests are lesser cornstalk borers, cutworms, and three-cornered alfalfa hoppers. Apply insecticide from plant emergence to 10 inches in height when plant stand is being reduced below recommended plant populations. Use Table 1 on page 37 to determine best plant populations for soybeans grown in Mississippi.




## When to Apply Insecticides for Foliage Feeders

Soybean plants can withstand as much as 35 percent foliage loss up to the blooming period. During blooming and when pods begin to form and fill out, any foliage loss of more than 20 percent will decrease yield. After the soybeans are mature and pods have fully expanded, a 35 percent loss of foliage will not usually reduce yield. Once fruiting begins, the soybean plant does not add new leaves, although existing leaves may expand. If plants are near the fruiting stage, don't let more foliage be removed if that will cause total defoliation to be more than 20 percent in pod-set or pod-filling.

It requires four or more foliage-feeding larvae ½-inch long or longer per foot of row to cause 20 percent defoliation. It requires eight or more foliage-feeding larvae ½-inch long or longer per foot of row to cause 35 percent defoliation. Apply insecticides when larval populations are at or above the number required to cause defoliation levels listed for the developmental stage of the plants. Apply insecticide if these defoliation levels have already occurred and larvae are still present.

Often several species of foliage-feeding caterpillars will be in a field at the same time. When several species of foliage-feeding caterpillars are present, treatment is necessary if any combination of foliage-feeding caterpillars meets or exceeds the threshold. Foliage-feeding caterpillars such as loopers, velvetbean caterpillars, and green cloverworms consume roughly the same amount of foliage per caterpillar regardless of species. However, the sweep net conversion ratio is about two times higher for velvetbean caterpillars and green cloverworms than for loopers because they are dislodged from the plant easier than loopers, making the catch efficiency of the sweep net greater for these two pests. Because of this, for a complex of foliage-feeding caterpillars, use a threshold of 300 caterpillars/100 sweeps before bloom, counting each looper twice, and 150 caterpillars/100 sweeps after bloom, counting each looper twice.

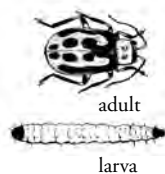
### Bean Leaf Beetle



Insecticide	Amount of Formulation per Acre	Pounds Active Ingredient per Acre	Acres 1 Gallon or 1 Pound Dry Will Treat	PHI (days)	Comments
acephate (OP) Orthene 90S	0.83–1.1 lb	0.75–1.0	1.2–0.9	14	Do not harvest for hay or forage. Apply by air at 5–10 GPA and by ground at 10–50 GPA. Maximum AI per acre per season: 1.5 lb.
β-cyfluthrin (P) Baythroid XL 1EC	1.6–2.8 oz	0.0125–0.22	80–45.5	21	Extremely toxic to fish and aquatic invertebrates. Do not feed green forage within 15 days of harvest. Maximum AI per acre per season: 0.0875 lb.
bifenthrin (P) Brigade 2EC	2.1–6.4 oz	0.033–0.10	61–20	18	Do not apply more than one time per 30-day interval.
Discipline 2EC	2.1–6.4 oz	0.033–0.10	61–20	18	
Fanfare 2EC	2.1–6.4 oz	0.033–0.10	61–20	18	
bifenthrin (P), imidacloprid (CN) Brigadier 2SC	3.8–6.1 oz	–	37–21	21	
bifenthrin (P), Z-cypermethrin (P) Hero 1.24EC	3.8–6.1 oz	–	33–21	21	
carbaryl (C) Sevin XLR 4L	16–32 oz	0.5–1.0	8–4	21	Toxic to bees and aquatic invertebrates. Maximum AI per acre per season: 6 lb.
Sevin 4F	16–32 oz	0.5–1.0	8–4	21	
chlorantraniliprole (D), λ-cyhalothrin (P) Besiege 1.25CS	7–9 oz	–	18–14	30	
esfenvalerate (P) Asana XL 0.66EC	5.8–9.6 oz	0.03–0.05	22–13	21	Do not feed or graze livestock on treated plants. Maximum AI per acre per season: 0.2 lb.



## Bean Leaf Beetle



Insecticide	Amount of Formulation per Acre	Pounds Active Ingredient per Acre	Acres 1 Gallon or 1 Pound Dry Will Treat	PHI (days)	Comments
$\gamma$ -cyhalothrin (P) Declare 1.25EC	0.77–1.28 oz	0.0075–0.0125	166.7–100	21	Do not graze or harvest treated soybean forage, straw, or hay for livestock feed. Maximum AI per acre per season: 0.06 lb.
imidacloprid (CN), $\beta$ -cyfluthrin (P) Leverage 360 3SC	2.85 oz	–	45	21	
$\lambda$ -cyhalothrin (P) Warrior II 2.08CS	0.96 –1.6 oz	0.015–0.025	138–83	30	Do not graze or harvest treated soybean forage, straw, or hay for livestock feed. Maximum AI per acre per season: 0.03 lb.
permethrin (P) Ambush 2EC Pounce 3.2EC	6.4 oz 4 oz	0.1 0.1	20 32	60 60	Toxic to fish and aquatic organisms. Do not graze or feed soybean forage to livestock. Maximum AI per acre per season: 0.4 lb.
thiamethoxam (CN), $\lambda$ -cyhalothrin (P) Endigo ZC 2.06CS	3.5–4.5 oz	–	37–28	30	
Z-cypermethrin (P) Mustang Max 0.8EC	2.8–4 oz	0.0175–0.025	45.7–32	21	Toxic to aquatic invertebrates. Maximum AI per acre per season: 0.125 lb.

The **BEAN LEAF BEETLE** adult is about ¼-inch long and may have three or four pairs of black spots along the inner edge of each wing cover. The outer margin of the wing cover may be banded in black. The color patterns of the adult can vary, but typically they are reddish to yellowish. The adult beetle damages the plant by chewing holes in the leaves and occasionally feeding on stems and pods. Adults spend the winter in or near old bean fields. In the spring, they feed on weeds and are attracted to early-planted soybeans. Adults lay eggs in the soil where newly emerged larvae feed on soybean roots and nitrogen-fixing nodules. The immature stage of the beetle is a slender, white larva about ½-inch long with a dark brown area at each end. CruiserMaxx and Gaucho 600 insecticide seed treatments provide good control approximately 3 to 4 weeks after planting. In the Delta region of Mississippi, we have documented pyrethroid resistance in bean leaf beetle populations. Rotate classes of chemistry whenever possible.

**THRESHOLD:** If plants are not blooming or filling pods and beetles are present, treat when defoliation reaches 35 percent. If plants are blooming and filling pods and beetles are present, treat when defoliation reaches 20 percent or if 50 percent of the plants have pod feeding prior to R6. Insecticide termination for bean leaf beetle is R6 + 7 days (R6.5).

**Three-Cornered Alfalfa Hopper**



Insecticide	Amount of Formulation per Acre	Pounds Active Ingredient per Acre	Acres 1 Gallon or 1 Pound Dry Will Treat	PHI (days)	Comments
acephate (OP) Orthene 90S	0.83–1.1 lb	0.75–1.0	1.2–0.9	14	Do not harvest for hay or forage. Apply by air at 5–10 GPA and by ground at 10–50 GPA. Maximum AI per acre per season: 1.5 lb.
β-cyfluthrin (P) Baythroid XL 1EC	1.6–2.8 oz	0.0125–0.022	80–45.5	21	Extremely toxic to fish and aquatic invertebrates. Maximum AI per acre per season: 0.0875 lb.
bifenthrin (P), imidacloprid (CN) Brigadier 2SC	3.8–6.1 oz	–	37–21	21	
bifenthrin (P), Z-cypermethrin (P) Hero 1.24EC	3.8–6.1 oz	–	33–21	21	
chlorantraniliprole (D), bifenthrin (P) Elevest 2.22SC	4.8–9.6 oz	–	26.6–13.3	18	
chlorantraniliprole (D), λ-cyhalothrin (P) Besiege 1.25CS	7–9 oz	–	18–14	30	
dimethoate (OP) Dimethoate 4EC	16 oz	0.5	8	21	
esfenvalerate (P) Asana XL 0.66EC	5.8–9.6 oz	0.03–0.05	22–13	21	Do not feed or graze livestock on treated plants. Maximum AI per acre per season: 0.2 lb.
γ-cyhalothrin (P) Declare 1.25 EC	0.77–1.28 oz	0.0075–0.0125	166.7–100	21	Do not graze or harvest treated soybean forage, straw, or hay for livestock feed. Maximum AI per acre per season: 0.03 lb.
imidacloprid (CN), β-cyfluthrin (P) Leverage 360 3SC	2.85 oz	–	45	21	
λ-cyhalothrin (P) Warrior II 2.08CS	0.96–1.6 oz	0.015–0.025	138–83	30	Do not graze or harvest treated soybean forage, straw, or hay for livestock feed. Maximum AI per acre per season: 0.06 lb.
thiamethoxam (CN), λ-cyhalothrin (P) Endigo ZC 2.06CS	3.5–4.5 oz	–	37–28	30	
Z-cypermethrin (P) Mustang Max 0.8EC	2.8–4 oz	0.0175–0.025	45–32	21	Toxic to aquatic invertebrates. Maximum AI per acre per season: 0.125 lb.

The **THREE-CORNERED ALFALFA HOPPER** is a green triangular-shaped insect about ¼ inch long. Young hoppers or nymphs are green to light brown, wingless, and covered with spines. They feed around the stem of young plants, girdling the stem near the soil surface. Young seedling plants may lodge from the girdling. When bean pods are set, maturing plants may break over from early seedling damage. Both adults and nymphs will also feed on the petioles of leaves, blooms, and pods. Pod petiole feeding will cause pods to drop to the ground, reducing yield. Soybean plants are most susceptible to main stem girdling when plants are 10 inches or less in height. Once the plant is taller than 10 inches, the main stem is not the preferred feeding site, but the leaf,

bloom, and pod petioles may be fed upon. Note: Often plants that have been girdled and do not lodge will produce normal yields. CruiserMaxx and Gaucho 600 insecticide seed treatments provide good control approximately 3 to 4 weeks after planting.

**THRESHOLD:** For plants less than 10 inches tall, treat when plant stand is being reduced below recommended plant population. See Table 1 on page 37. For plants less than 6 inches tall, examine near the soil level for girdling. Bend the plants over, and look for hoppers. Threshold is 100 insects per 25 sweeps when plants are more than 10 inches tall. Insecticide termination for three-cornered alfalfa hoppers is when soybeans reach R6.

## Cutworm



Insecticide	Amount of Formulation per Acre	Pounds Active Ingredient per Acre	Acres 1 Gallon or 1 Pound Dry Will Treat	PHI (days)	Comments
<b>β-cyfluthrin (P)</b> Baythroid XL 1EC	0.8–1.6 oz	0.0065–0.0125	154–80	21	Extremely toxic to fish and aquatic invertebrates. Maximum AI per acre per season: 0.0875 lb.
<b>bifenthrin (P)</b> Brigade 2EC	2.1–6.4 oz	0.033–0.10	61–20	18	Do not apply more than one time per 30-day interval.
Discipline 2EC	2.1–6.4 oz	0.033–0.10	61–20	18	
Fanfare 2EC	2.1–6.4 oz	0.033–0.10	61–20	18	
<b>esfenvalerate (P)</b> Asana XL 0.66EC	5.8–9.6 oz	0.03–0.05	22–13	21	Do not feed or graze livestock on treated plants. Maximum AI per acre per season: 0.2 lb.
<b>γ-cyhalothrin (P)</b> Declare 1.25 EC	0.77–1.28 oz	0.0075–0.0125	166.7–100	21	Do not graze or harvest treated soybean forage, straw, or hay for livestock feed. Maximum AI per acre per season: 0.03 lb.
<b>λ-cyhalothrin (P)</b> Warrior II 2.08CS	0.96–1.6 oz	0.015–0.025	138–83	30	Do not graze or harvest treated soybean forage, straw, or hay for livestock feed. Maximum AI per acre per season: 0.06 lb.
Warrior 1EC	1.92–3.2 oz	0.015–0.025	66.7–40	30	
<b>permethrin (P)</b> Pounce 3.2EC	4 oz	0.1	32	60	Toxic to fish and aquatic organisms. Do not graze or feed soybean forage to livestock. Maximum AI per acre per season: 0.4 lb.
Ambush 2EC	6.4 oz	0.1	20	60	
<b>Z-cypermethrin (P)</b> Mustang Max 0.8EC	1.28–4 oz	0.008–0.025	100–32	21	Toxic to aquatic invertebrates. Maximum AI per acre per season: 0.125 lb.

**CUTWORMS** are rare pests of soybeans. Cutworms damage young soybean seedlings by cutting the plants off at the soil surface. Cutworms are about 1½ inch long when full grown. They hide under debris or clods during the hot part of the day. Cutworms are most active around dusk and dawn. They are often associated with grassy areas in the field. Burndown herbicides should be applied 3 to 4 weeks before planting. This will allow time for larvae already present feeding on winter vegetation to starve before soybean plants emerge.

**THRESHOLD:** Treat when plant stand is being reduced below the recommended plant population. See Table 1 on page 37. For best results, treat early in the morning or late in the evening when cutworms are active.

## Grasshopper



Insecticide	Amount of Formulation per Acre	Pounds Active Ingredient per Acre	Acres 1 Gallon or 1 Pound Dry Will Treat	PHI (days)	Comments
acephate (OP) Orthene 90S	0.28–0.56 lb	0.25–0.5	3.6–1.8	14	Do not harvest for hay or forage. Apply by air at 5–10 GPA and by ground at 10–50 GPA. Maximum AI per acre per season: 1.5 lb.
$\beta$ -cyfluthrin (P) Baythroid XL 1EC	2.0–2.8 oz	0.0155–0.022	60–45.5	21	Extremely toxic to fish and aquatic invertebrates. Maximum AI per acre per season: 0.0875 lb.
bifenthrin (P) Brigade 2EC Discipline 2EC Fanfare 2EC	2.1–6.4 oz 2.1–6.4 oz 2.1–6.4 oz	0.033–0.10 0.033–0.10 0.033–0.10	61–20 61–20 61–20	18 18 18	Do not apply more than one time per 30-day interval.
diflubenzuron (IGR) Dimilin 2L	2 oz	0.031	64	21	Apply diflubenzuron (Dimilin) when most of the infesting grasshoppers have reached the second to third nymphal stage. Diflubenzuron will not control adult grasshoppers. Check label for additional comments.
dimethoate (OP) Dimethoate 4EC	16 oz	0.5	8	21	
esfenvalerate (P) Asana XL 0.66EC	5.8–9.6 oz	0.03–0.05	22–13	21	Do not feed or graze livestock on treated plants. Maximum AI per acre per season: 0.2 lb.
$\gamma$ -cyhalothrin (P) Declare 1.25EC	1.28–1.54 oz	0.0125–0.015	100–83	21	Do not graze or harvest treated soybean forage, straw, or hay for livestock feed. Maximum AI per acre per season: 0.03 lb.
$\lambda$ -cyhalothrin (P) Warrior II 2.08CS	1.6–1.92 oz	0.025–0.03	83–69	30	Do not graze or harvest treated soybean forage, straw, or hay for livestock feed. Maximum AI per acre per season: 0.06 lb.
Z-cypermethrin (P) Mustang Max 0.8EC	3.2–4 oz	0.02–0.025	40–32	21	Toxic to aquatic invertebrates. Maximum AI per acre per season: 0.125 lb.

The two most common species of **GRASSHOPPERS** attacking soybeans in Mississippi are the redlegged and the differential grasshopper. Grasshoppers are mainly foliage feeders but will feed on pods. Females lay eggs in a cemented pod below the soil surface most often in grassy, undisturbed sites such as roadsides, prairies, field borders, or ditch banks. Nymphs go through five or six instars, depending on the species. Nymphs and adults are damaging. You can tell the difference between grasshopper nymphs and adults by the presence of wing pads (not fully developed wings). Weather is the most important factor influencing population densities. Grasshoppers are more numerous following drought, especially when it lasts for several years in a row. Populations usually build around field borders before spreading into the field.

**THRESHOLD:** If plants are not blooming or filling pods and grasshoppers are present, treat when defoliation reaches 35 percent. If plants are blooming and filling pods and grasshoppers are present, treat when defoliation reaches 20 percent or if 50 percent of the plants have pod feeding prior to R6. Insecticide termination for grasshoppers is R6 + 7 days (R6.5).

**\*Mow ditch before crop development to prevent grasshoppers from moving into the crop.**

**Green  
Cloverworm**



Insecticide	Amount of Formulation per Acre	Pounds Active Ingredient per Acre	Acres 1 Gallon or 1 Pound Dry Will Treat	PHI (days)	Comments
acephate (OP) Orthene 90S	0.83–1.1 lb	0.75–1.0	1.2–0.9	14	Do not harvest for hay or forage. Apply by air at 5–10 GPA and by ground at 10–50 GPA. Maximum AI per acre per season: 1.5 lb.
$\beta$ -cyfluthrin (P) Baythroid XL 1EC	0.8–1.6 oz	0.0065–0.0125	154–80	21	Extremely toxic to fish and aquatic invertebrates. Maximum AI per acre per season: 0.0875 lb.
bifenthrin (P) Brigade 2EC Discipline 2EC Fanfare 2EC	2.1–6.4 oz 2.1–6.4 oz 2.1–6.4 oz	0.033–0.10 0.033–0.10 0.033–0.10	61–20 61–20 61–20	18 18 18	Do not apply more than one time per 30 day interval.
bifenthrin (P), imidacloprid (CN) Brigadier 2SC	3.8–6.1 oz	-	37–21	21	
bifenthrin (P), Z-cypermethrin (P) Hero 1.24EC	3.8–6.1 oz	-	33–21	21	
carbaryl (C) Sevin XLR 4L Sevin 4F	16–32 oz 16–32 oz	0.5–1.0 0.5–1.0	8–4 8–4	21 21	Toxic to bees and aquatic invertebrates. Maximum AI per acre per season: 6 lb.
chlorantraniliprole (D) Prevathon 0.43SC Vantacor 5SC	14–27 oz 1.2–2.5 oz	0.047–0.09 0.047–0.098	9–4.7 106.6–51.2	1 1	Adjuvants such as methylated seed oil (MSO) may be added for improved coverage.
chlorantraniliprole (D), bifenthrin (P) Elevest 2.22SC	4.8–9.6 oz	-	26.6–13.3	18	
chlorantraniliprole (D), $\lambda$ -cyhalothrin (P) Besiege 1.25CS	7–9 oz	-	18–14	30	
diflubenzuron (IGR) Dimilin 2L	2–4 oz	0.031–0.0625	64–32	21	Apply Dimilin when larvae are small (<0.5 in) to give greater control and minimize insect damage to leaves. Consult label for more details.
esfenvalerate (P) Asana XL 0.66EC	2.9–5.8 oz	0.015–0.03	44–22	21	
$\gamma$ -cyhalothrin (P) Declare 1.25 EC	0.77–1.28 oz	0.0075–0.0125	166.7–100	45	Do not feed or graze livestock on treated plants. Maximum AI per acre per season: 0.2 lb.
imidacloprid (CN), $\beta$ -cyfluthrin (P) Leverage 360 3SC	2.85 oz	-	45	21	
indoxacarb (OX) Steward 1.25EC	5.6–11.3 oz	0.055–0.11	22.8–11.5	21	Toxic to fish, birds, and aquatic invertebrates. Do not feed or graze livestock on treated fields. Maximum AI per acre per season: 0.44 lb.

**Green  
Cloverworm**



Insecticide	Amount of Formulation per Acre	Pounds Active Ingredient per Acre	Acres 1 Gallon or 1 Pound Dry Will Treat	PHI (days)	Comments
$\lambda$ -cyhalothrin (P) Warrior II 2.08EC	0.96–1.6 oz	0.015–0.025	138–83	30	Do not graze or harvest treated soybean forage, straw, or hay for livestock feed. Maximum AI per acre per season: 0.06 lb.
methomyl (C) Lannate 2.4LV	12–24 oz	0.225–0.45	10.7–5.3	14	Toxic to fish, aquatic invertebrates, bees and wildlife. Maximum AI per acre per season: 1.35 lb.
methoxyfenozide (IGR) Intrepid 2F	4–8 oz	0.06–0.12	32–16	14	Drift and runoff may be toxic to sensitive aquatic vertebrates. Do not apply by air within 150 feet or by ground within 25 feet of surface water. Maximum AI per acre per season: 1 lb. (or 4 applications per acre per season).
methoxyfenozide (IGR), spinetoram (SPN) Intrepid Edge 3SC	4–6.4 oz	0.06–0.12	32–20	28	Drift and runoff may be toxic to sensitive aquatic vertebrates. Do not apply by air within 150 feet or by ground within 25 feet of surface water. Maximum AI per acre per season: 1 lb. (or 4 applications per acre per season).
permethrin (P) Ambush 2 EC Pounce 3.2 EC	6.4 oz 4 oz	0.1 0.1	20 32	60 60	Toxic to fish and aquatic organisms. Do not graze or feed soybean forage to livestock. Maximum AI per acre per season: 0.4 lb.
spinetoram (SPN) Radiant 1SC	2–4 oz	0.016–0.031	64–32	28	
spinosad (SPN) Blackhawk 36WG	1.1–2.2 oz	0.025–0.05	14.5–7.3	28	Toxic to bees and mollusks. Do not feed treated forage or hay to beef or dairy cattle. Maximum AI per acre per season: 0.186 lb.
thiamethoxam (CN), $\lambda$ -cyhalothrin (P) Endigo ZC 2.06CS	3.5–4.5 oz	–	37–28	30	
Z-cypermethrin (P) Mustang Max 0.8EC	2.8–4 oz	0.0175–0.025	45.7–32	21	Toxic to aquatic invertebrates. Maximum AI per acre per season: 0.125 lb.

The **GREEN CLOVERWORM** feeds on soybean foliage. This pest is uniformly pale green with white stripes running along the sides. Green cloverworms have the same looping motion as the soybean looper and look similar, but the body is not tapered toward the head. An identifying characteristic of the green cloverworm is that it has three pairs of abdominal prolegs. When disturbed, this insect becomes very active. It is attacked by a number of predators, parasites, and diseases and rarely requires chemical treatment.

**THRESHOLD:** IF NO DISEASED WORMS ARE PRESENT. **Drop cloth:** Prior to bloom, apply insecticide when eight or more worms ½-inch or longer are present per row foot. If plants are blooming and filling pods, apply insecticide when four or more worms ½-inch or longer are present per row foot. **Sweep net:** Prior to bloom, treat when 75 worms ½-inch or longer per 25 sweeps are present. After bloom, treat when 38 worms ½-inch or longer per 25 sweeps are present. **Defoliation:** Treat when 35 percent foliage loss has occurred and worms ½-inch or longer are present prior to bloom or when 20 percent foliage loss has occurred and worms ½-inch or longer are present after bloom. **Insecticide termination:** Terminate insecticide applications for green cloverworms at R6 + 7 days (R6.5).

## Soybean Looper



Insecticide	Amount of Formulation per Acre	Pounds Active Ingredient per Acre	Acres 1 Gallon or 1 Pound Dry Will Treat	PHI (days)	Comments
chlordantraniliprole (D) Prevathon 0.43SC Vantacor 5SC	14–20 oz 1.2–2.5 oz	0.047–0.09 0.047–0.098	9–4.7 106.6–51.2	1 1	Erratic and/or less than satisfactory control of soybean looper infestations may be observed. If retreatment is required, use a product from a different class.
chlordantraniliprole (D), bifenthrin (P) Elevest 2.22SC	5.6–9.6 oz	–	22.8–13.3	18	
chlordantraniliprole (D), λ-cyhalothrin (P) Besiege 1.25CS	10 oz	–	12.8	30	Erratic and/or less than satisfactory control of soybean looper infestations may be observed. If retreatment is required, use a product from a different class.
indoxacarb (OX) Steward 1.25EC	5.6–11.3 oz	0.055–0.11	22.8–11.5	21	Toxic to fish, birds, and aquatic invertebrates. Do not feed or graze livestock on treated fields. Maximum AI per acre per season: 0.44 lb.
methoxyfenozide (IGR) Intrepid 2F	4–8 oz	0.06–0.12	32–16	14	Drift and runoff may be toxic to sensitive aquatic vertebrates. Do not apply by air within 150 feet or by ground within 25 feet of surface water. Maximum AI per acre per season: 1 lb (or 4 applications per acre per season).
methoxyfenozide (IGR), spinetoram (SPN) Intrepid Edge 3SC	4–6.4 oz	–	32–20	28	Drift and runoff may be toxic to sensitive aquatic vertebrates. Do not apply by air within 150 feet or by ground within 25 feet of surface water. Maximum AI per acre per season: 1 lb (or 4 applications per acre per season).
spinetoram (SPN) Radiant 1SC	2–4 oz	0.016–0.031	64–32	28	
spinosad (SPN) Blackhawk 36WG	1.1–2.2 oz	0.025–0.05	14.5–7.3	28	Toxic to bees and mollusks. Do not feed treated forage or hay to beef or dairy cattle. Maximum AI per acre per season: 0.186 lb.

**SOYBEAN LOOPERS** are migratory insects that fly in from Central and South America each year and infest soybeans mid- to late-season in Mississippi. Soybean loopers are leaf feeders and can cause extensive defoliation when present in high numbers. Soybean loopers generally start feeding in the middle of the plant canopy and move upward. The larva has a characteristic looping movement when crawling. It is light green, with white lines running the length of the body on the sides and top. The body tapers toward the head, and the larva has two pairs of abdominal prolegs. The soybean looper has developed resistance to some insecticides but is often controlled by disease organisms.

**THRESHOLD:** IF NO DISEASED WORMS ARE PRESENT. **Drop cloth:** Prior to bloom, apply insecticide when eight or more worms ½-inch or longer are present per row foot. If plants are blooming and filling pods, apply insecticide when four or more worms ½-inch or longer are present per row foot. **Sweep net:** Prior to bloom, treat when 38 worms ½-inch or longer per 25 sweeps are present. After bloom, treat when 19 worms ½-inch or longer per 25 sweeps are present. **Defoliation:** Treat when 35 percent foliage loss has occurred and worms ½-inch or longer are present prior to bloom or when 20 percent foliage loss has occurred and worms ½-inch or longer are present after bloom. **Insecticide termination:** Terminate insecticide applications for soybean loopers at R6 + 7 days (R6.5).



**Velvetbean  
Caterpillar**



Insecticide	Amount of Formulation per Acre	Pounds Active Ingredient per Acre	Acres 1 Gallon or 1 Pound Dry Will Treat	PHI (days)	Comments
acephate (OP) Orthene 90S	0.83–1.1 lb	0.75–1.0	1.2–0.9	14	Do not harvest for hay or forage. Apply by air at 5–10 GPA and by ground at 10–50 GPA. Maximum AI per acre per season: 1.5 lb.
$\beta$ -cyfluthrin (P) Baythroid XL 1EC	1.6–2.8 oz	0.0125–0.022	80–45.5	21	Extremely toxic to fish and aquatic invertebrates. Do not feed green forage within 15 days of harvest. Maximum AI per acre per season: 0.0875 lb.
bifenthrin (P) Brigade 2EC Discipline 2EC Fanfare 2EC	2.1–6.4 oz 2.1–6.4 oz 2.1–6.4 oz	0.033–0.10 0.033–0.10 0.033–0.10	61–20 61–20 61–20	18 18 18	Do not apply more than one time per 30-day interval.
bifenthrin (P), imidacloprid (CN) Brigadier	3.8–6.1 oz	–	37–21	21	
bifenthrin (P), Z-cypermethrin (P) Hero 1.24EC	3.8 – 6.1 oz	–	33–21	21	
chlorantraniliprole (D) Prevathon 0.43SC Vantacor 5SC	14–27 oz 1.2–2.5 oz	0.047–0.09 0.047–0.098	9–4.7 106.6–51.2	1 1	Adjuvants such as methylated seed oil (MSO) may be added for improved coverage.
chlorantraniliprole (D), bifenthrin (P) Elevest	4.8–9.6 oz	–	26.6–13.3	18	
chlorantraniliprole (D), $\lambda$ -cyhalothrin (P) Besiege	7–9 oz	–	18–14	28	
diflubenzuron (IGR) Dimilin 2L	2–4 oz	0.031–0.0625	64–32	21	Diflubenzuron (Dimilin) should be applied when larvae are small (<0.5 in) to give greater control and minimize insect damage to leaves. The lower rate of diflubenzuron may be used to prevent damage from velvetbean caterpillars when vegetative growth is completed and pod formation begins. Consult label for more details. Toxic to aquatic invertebrates. Do not make more than two applications per season.
esfenvalerate (P) Asana XL 0.66EC	2.9–5.8 oz	0.015–0.03	44–22	21	Do not feed or graze livestock on treated plants. Maximum AI per acre per season: 0.2 lb.
$\gamma$ -cyhalothrin (P) Declare 1.25EC	0.77–1.28 oz	0.0075–0.0125	166.7–100	21	Do not graze or harvest treated soybean forage, straw, or hay for livestock feed. Maximum AI per acre per season: 0.03 lb.
imidacloprid (CN), $\beta$ -cyfluthrin (P) Leverage 360	2.85 oz	–	45	21	

## Velvetbean Caterpillar



Insecticide	Amount of Formulation per Acre	Pounds Active Ingredient per Acre	Acres 1 Gallon or 1 Pound Dry Will Treat	PHI (days)	Comments
$\lambda$ -cyhalothrin (P) Warrior II 2.08CS	0.96–1.6 oz	0.015–.025	138–83	30	Do not graze or harvest treated soybean forage, straw, or hay for livestock feed. Maximum AI per acre per season: 0.06 lb.
methomyl (C) Lannate 2.4LV	12–24 oz	0.225–0.45	10.7–5.3	14	Toxic to fish, aquatic invertebrates, bees, and wildlife. Do not graze forage within 3 days and hay within 12 days of last application. Maximum AI per acre per season: 1.35 lb.
methoxyfenozide (IGR) Intrepid 2F	4–8 oz	0.06–0.12	32–16	14	Drift and runoff may be toxic to sensitive aquatic vertebrates. Do not apply by air within 150 feet or by ground within 25 feet of surface water. Maximum AI per acre per season: 1 lb. AI (or 4 applications per acre per season).
methoxyfenozide (IGR), spinetoram (SPN) Intrepid Edge	4–6.4 oz	–	32–20	28	
permethrin (P) Ambush 2EC Pounce 3.2EC	6.4 oz 4 oz	0.1 0.1	20 32	60 60	Toxic to fish and aquatic organisms. Do not graze or feed soybean forage to livestock. Maximum AI per acre per season: 0.4 lb.
spinetoram (SPN) Radiant 1SC	2–4 oz	0.016–0.031	64–32	28	
spinosad (SPN) Blackhawk	1.1–2.2 oz	0.025–0.05	14.5–7.3	28	Toxic to bees and mollusks. Do not feed treated forage or hay to beef or dairy cattle. Maximum AI per acre per season: 0.186 lb.
thiamethoxam (CN), $\lambda$ -cyhalothrin (P) Endigo ZC	3.5–4.5 oz	–	37–28	30	
Z-cypermethrin (P) Mustang Max 0.8EC	2.8–4 oz	0.0175–0.025	45.7–32	21	Toxic to aquatic invertebrates. Maximum AI per acre per season: 0.125 lb.

**VELVETBEAN CATERPILLAR** larvae vary from light to dull green, with white lines running the length of the body. The lines on the side of the body are usually much broader than those of the green cloverworm or looper. Velvetbean caterpillars have four pairs of abdominal prolegs and are about 1½ inch long when full grown. When disturbed, the velvetbean caterpillar becomes very active and wriggles about like the green cloverworm. Velvetbean caterpillars are voracious feeders, usually starting at the top of the plant and feeding downward causing complete defoliation if not controlled. Velvetbean caterpillars are migratory insects flying in from Central and South America each year. Velvetbean caterpillars are primarily foliage feeders but will feed on petioles, causing pods to drop to the ground after a significant loss of foliage. Velvetbean caterpillars generally are late-season pests of soybeans in Mississippi.

**THRESHOLD:** IF NO DISEASED WORMS ARE PRESENT. **Drop cloth:** Prior to bloom, apply insecticide when eight or more worms ½-inch or longer are present per row foot. If plants are blooming and filling pods, apply insecticide when four or more worms ½-inch or longer are present per row foot. **Sweep net:** Prior to bloom, treat when 75 worms ½-inch or longer per 25 sweeps are present. After bloom, treat when 38 worms ½-inch or longer per 25 sweeps are present. **Defoliation:** Treat when 35 percent foliage loss has occurred and worms ½-inch or longer are present prior to bloom or when 20 percent foliage loss has occurred and worms ½-inch or longer are present after bloom. **Insecticide termination:** Terminate insecticide applications for velvetbean caterpillars at R6 + 7 days (R6.5).

**Bollworm  
(Corn  
Earworm or  
“Podworm”)  
and Tobacco  
Budworm**



Insecticide	Amount of Formulation per Acre	Pounds Active Ingredient per Acre	Acres 1 Gallon or 1 Pound Dry Will Treat	PHI (days)	Comments
chlorantraniliprole (D) Prevathon 043SC	14–27 oz	0.047–0.09	9–4.7	1	Adjuvants such as methylated seed oil (MSO) may be added for improved coverage.
Vantacor 5SC	1.2–2.5 oz	0.047–0.098	106.6–51.2	1	
chlorantraniliprole (D), bifenthrin (P) Elevest 2.22SC	5.6–9.6 oz	–	22.8–13.3	18	
chlorantraniliprole (D), λ-cyhalothrin (P) Besiege 1.25CS	7–9 oz	–	18–14	30	
indoxacarb (OX) Steward 1.25EC	5.6–11.3 oz	0.055–0.11	22.8–11.5	21	Toxic to fish, birds, and aquatic invertebrates. Do not feed or graze livestock on treated fields. Maximum AI per acre per season: 0.44 lb.
methomyl (C) Lannate 2.4LV	12–24 oz	0.225–0.45	10.6–5.3	14	Toxic to fish, aquatic invertebrates, bees and wildlife. Do not graze forage within 3 days and hay within 12 days of last application. Maximum AI per acre per season: 1.35 lb. Use 0.45 lb. AI of methomyl for high populations of corn earworms.
methoxyfenozide (IGR), spinetoram (SPN) Intrepid Edge 3SC	4–6.4 oz	–	32–20	28	
HaNPV (B) Heligen	1.0–1.6 oz	–	128–80	0	1.0 oz for small larvae (≤0.3 inch) with ≤10/25 sweeps. 1.6 oz for medium larvae (≤0.5 inch) with ≤10/25 sweeps. Do not apply to larvae >0.5 inch. Larvae stop feeding within 1–3 days and die within 3–9 days depending upon temperature. Larvae that die from HaNPV will release huge amounts of virus to cause secondary infection.
spinetoram (SPN) Radiant 1SC	2–4 oz	0.016–0.031	64–32	28	
spinosad (SPN) Blackhawk 36WG	1.7–2.2 oz	0.038–0.05	9.4–7.3	28	Toxic to bees and mollusks. Do not feed treated forage or hay to beef or dairy cattle. Maximum AI per acre per season: 0.186 lb.

The **BOLLWORM OR CORN EARWORM**, found on cotton and corn, is commonly referred to as the “podworm” in soybeans. It varies in color from light green to pink, dark brown, or rust, with pale lines running the length of the body. It has four pairs of abdominal prolegs and is about 1¼ inch long when fully grown. The worm usually curls up when knocked to the ground. Infestations occur most often during the reproductive stages of the soybean plant. In high numbers, this insect can cause significant yield loss.

**THRESHOLD:** Before bloom, treat on 35 percent defoliation level. If you use a drop cloth to detect bollworms, threshold is 1–1.5 worms per foot of row after bloom. With a sweep net, threshold is nine worms per 25 sweeps after bloom. For dynamic thresholds that account for price received and control costs, use Table 1 or 2 on the following page.

\*Bollworms or podworms are difficult to sample with the sweep net. Sweep deeper into the canopy, using extra force; supplement with visual check for pod or bloom feeding.

**Table 1. Economic thresholds for corn earworm larvae based on sweep net sampling.**

Crop value (\$/bu)	Larvae/25 sweeps				
	Control Costs (\$/acre) <sup>1</sup>				
	10	15	20	25	30
6	7.4	11.0	14.7	18.4	22.1
7	6.3	9.5	12.6	15.8	18.9
8	5.5	8.3	11.0	13.8	16.5
9	4.9	7.4	9.8	12.3	14.7
10	4.4	6.6	8.8	11.0	13.2
12	3.7	5.5	7.4	9.2	11.0
13	3.4	5.1	6.8	8.5	10.2

Based on early-planted Maturity Group IV soybean varieties with >50 bu/acre yield potential.

<sup>1</sup>Including application costs.

**Table 2. Economic thresholds for corn earworm larvae based on drop cloth sampling.**

Crop value (\$/bu)	Larvae/row foot				
	Control Costs (\$/acre) <sup>1</sup>				
	10	15	20	25	30
6	1.0	1.5	2.0	2.4	2.9
7	0.8	1.3	1.7	2.1	2.5
8	0.7	1.1	1.5	1.8	2.2
9	0.7	1.0	1.3	1.6	2.0
10	0.6	0.9	1.2	1.5	1.8
12	0.5	0.7	1.0	1.2	1.5
13	0.5	0.7	0.9	1.1	1.4

Based on early-planted Maturity Group IV soybean varieties with >50 bu/acre yield potential.

<sup>1</sup>Including application costs.

**Saltmarsh Caterpillar**



Insecticide	Amount of Formulation per Acre	Pounds Active Ingredient per Acre	Acres 1 Gallon or 1 Pound Dry Will Treat	PHI (days)	Comments
carbaryl (C) Sevin XLR 4L Sevin 4F	48 oz 48 oz	1.5 1.5	2.7 2.7	21 21	Toxic to bees and aquatic invertebrates. Maximum AI per acre per season: 6 lb. Do not apply more than one time per 30-day interval. Do not apply within 18 days of harvest.
chlorantraniliprole (D) Prevathon 0.43SC	14–20 oz	0.047–0.067	9–6.4	1	Adjuvants such as methylated seed oil (MSO) may be added for improved coverage.
chlorantraniliprole (D), bifenthrin (P) Elevest 2.22SC	4.8–9.6 oz	–	26.6–13.3	18	
chlorantraniliprole (D), λ-cyhalothrin (P) Besiege 1.25CS	5–8 oz	–	25.6–16	30	
methomyl (C) Lannate 2.4LV	12–24 oz	0.225–0.45	10.7–5.3	14	Toxic to fish, aquatic invertebrates, bees, and wildlife. Do not graze forage within 3 days and hay within 12 days of last application. Maximum AI per acre per season: 1.35 lb. Use 0.45 lb AI of methomyl on heavy populations of saltmarsh caterpillar.
methoxyfenozide (IGR) Intrepid 2F	4–8 oz	0.06–0.12	32–16	14	Drift and runoff may be toxic to sensitive aquatic vertebrates. Do not apply by air within 150 feet or by ground within 25 feet of surface water. Maximum AI per acre per season: 1 lb (or 4 applications per acre per season).

## Saltmarsh Caterpillar



Insecticide	Amount of Formulation per Acre	Pounds Active Ingredient per Acre	Acres 1 Gallon or 1 Pound Dry Will Treat	PHI (days)	Comments
methoxyfenozide (IGR), spinetoram (SPN) Intrepid Edge	4–6.4 oz	–	32–20	28	
spinetoram (SPN) Radiant 1SC	2–4 oz	0.016–0.031	64–32	28	
spinosad (SPN) Blackhawk 36WG	1.7–2.2 oz	0.038–0.05	9.4–7.3	28	Toxic to bees and mollusks. Do not feed treated forage or hay to beef or dairy cattle. Maximum AI per acre per season: 0.186 lb.

**SALTMARSH CATERPILLARS** (often called “woolly worms”) feed in the larval stage on soybean foliage. Eggs are laid in masses on the soybean leaves. Infestations often start around field borders. You can easily recognize this caterpillar by the thick hair that covers the body. Color may be black, rust, or yellowish-orange. This pest seldom reaches treatable levels, but large numbers can cause extensive defoliation if left untreated.

**THRESHOLD:** IF NO DISEASED WORMS ARE PRESENT. **Defoliation:** Treat when 35 percent foliage loss has occurred and worms ½-inch or longer are present prior to bloom or when 20 percent foliage loss has occurred and worms ½-inch or longer are present after bloom. **Insecticide termination:** Terminate insecticide applications for saltmarsh caterpillars at R6 + 7 days (R6.5).

## Beet Armyworm



Insecticide	Amount of Formulation per Acre	Pounds Active Ingredient per Acre	Acres 1 Gallon or 1 Pound Dry Will Treat	PHI (days)	Comments
chlorantraniliprole (D) Prevathon 0.43SC	14–27 oz	0.047–0.09	9–4.7	1	Adjuvants such as methylated seed oil (MSO) may be added for improved coverage.
Vantacor 5SC	1.2–2.5 oz	0.047–0.098	106.6–51.2	1	
chlorantraniliprole (D), bifenthrin (P) Elevest 2.22SC	5.6–9.6 oz	–	22.8–13.3	18	
chlorantraniliprole (D), λ-cyhalothrin (P) Besiege 1.25CS	7–9 oz	–	18–14	30	
indoxacarb (OX) Steward 1.25EC	5.6–11.3 oz	0.055–0.11	22.8–11.5	21	
methoxyfenozide (IGR) Intrepid 2F	4–8 oz	0.06–0.12	64–32	14	Drift and runoff may be toxic to sensitive aquatic vertebrates. Do not apply by air within 150 feet or by ground within 25 feet of surface water. Maximum AI per acre per season: 1 lb (or 4 applications per acre per season).
methoxyfenozide (IGR), spinetoram (SPN) Intrepid Edge 3SC	4–6.4 oz	–	32–20	14	
novaluron (IGR) Diamond 0.83EC	6–10 oz	0.04–0.06	21.3–12.8	30	

**Beet  
Armyworm**



Insecticide	Amount of Formulation per Acre	Pounds Active Ingredient per Acre	Acres 1 Gallon or 1 Pound Dry Will Treat	PHI (days)	Comments
spinetoram (SPN) Radiant 1SC	2–4 oz	0.016–0.031	64–32	28	
spinosad (SPN) Blackhawk 36WG	1.7–2.2 oz	0.038–0.05	9.4–7.3	28	Toxic to bees and mollusks. Do not feed treated forage or hay to beef or dairy cattle. Maximum AI per acre per season: 0.186 lb.

The **BEET ARMYWORM** prefers to feed on foliage of seedling soybean plants. However, if they are present during fruiting, they will feed on bloom buds, blooms, and small pods. The larva has a small black spot on each side of the second body segment. This small black spot is directly above the second pair of true legs behind the head. The beet armyworm has four pairs of abdominal prolegs and a smooth body. The larvae are about 1¼ inch long when fully grown. They generally curl up when knocked to the ground. Color may vary from grayish-green to near black with pale lines running the length of the body. Beneficial insects and diseases usually control this pest. Beet armyworms are migratory insects that generally attack soybeans in Mississippi mid- to late-season.

**THRESHOLD:** IF NO DISEASED WORMS ARE PRESENT. **Defoliation:** Treat when 35 percent foliage loss has occurred and worms ½-inch or longer are present prior to bloom or when 20 percent foliage loss has occurred and worms ½-inch or longer are present after bloom. **Insecticide termination:** Terminate insecticide applications for beet armyworms at R6 + 7 days (R6.5).

**Fall  
Armyworm**



Insecticide	Amount of Formulation per Acre	Pounds Active Ingredient per Acre	Acres 1 Gallon or 1 Pound Dry Will Treat	PHI (days)	Comments
acephate (OP) Orthene 90S	0.83–1.1 lb	0.75–1.0	1.2–0.9	14	Do not harvest for hay or forage. Apply by air at 5–10 GPA and by ground at 10–50 GPA. Maximum AI per acre per season: 1.5 lb.
β-cyfluthrin (P) Baythroid XL 1EC	1.6–2.8 oz	0.0125–0.022	80–45	21	Extremely toxic to fish and aquatic invertebrates. Do not feed green forage within 15 days of harvest. Maximum AI per acre per season: 0.0875 lb. Do not apply more than one time per 30-day interval. Do not apply within 18 days of harvest.
<b>bifenthrin (P)</b> Brigade 2EC	2.1–6.4 oz	0.033–0.10	61–20	18	Do not apply more than one time per 30-day interval.
Discipline 2EC	2.1–6.4 oz	0.033–0.10	61–20	18	
Fanfare 2EC	2.1–6.4 oz	0.033–0.10	61–20	18	
<b>chlorantraniliprole (D)</b> Prevathon 0.43SC	14–27 oz	0.047–0.09	9–4.7	1	Adjuvants such as methylated seed oil (MSO) may be added for improved coverage.
Vantacor 5SC	1.2–2.5 oz	0.047–0.098	106.6–51.2	1	
<b>chlorantraniliprole (D), bifenthrin (P)</b> Elevest 2.22 SC	5.6–9.6 oz	–	22.8–13.3	18	
<b>chlorantraniliprole (D), λ-cyhalothrin (P)</b> Besiege 1.25CS	7–9 oz	–	18–14	30	

**Fall  
Armyworm**



Insecticide	Amount of Formulation per Acre	Pounds Active Ingredient per Acre	Acres 1 Gallon or 1 Pound Dry Will Treat	PHI (days)	Comments
$\gamma$ -cyhalothrin (P) Declare 1.25 EC	1.28–1.54 oz	0.0125–0.015	100–83	21	Do not graze or harvest treated soybean forage, straw, or hay for livestock feed. Maximum AI per acre per season: 0.06 lb.
indoxacarb (OX) Steward 1.25EC	5.6 –11.3 oz	0.55–0.11	22.8–11.5	21	Toxic to fish, birds, and aquatic invertebrates. Do not feed or graze livestock on treated fields. Maximum AI per acre per season: 0.44 lb. First and second instars only.
$\lambda$ -cyhalothrin (P) Karate Z 2.08CS	1.6–1.92 oz	0.025–0.03	83–69	30	Do not graze or harvest treated soybean forage, straw, or hay for livestock feed. Do not apply within 45 days of harvest. Maximum AI per acre per season: 0.03 lb.
methoxyfenozide (IGR) Intrepid 2F	4–8 oz	0.06–0.12	32–16	28	Drift and runoff may be toxic to sensitive aquatic vertebrates. Do not apply by air within 150 feet or by ground within 25 feet of surface water. Maximum AI per acre per season: 1 lb. (or 4 applications per acre per season).
methoxyfenozide (IGR), spinetoram (SPN) Intrepid Edge 3SC	4–6.4 oz	–	32–20	14	
novaluron (1GR) Diamond 0.83EC	6–10 oz	0.04–0.06	21.3–12.8	30	
spinetoram (SPN) Radiant 1SC	2–4 oz	0.016–0.031	64–32	28	
spinosad (SPN) Blackhawk 36WG	1.7–2.2 oz	0.038–0.052	9.4–7.3	28	Toxic to bees and mollusks. Do not feed treated forage or hay to beef or dairy cattle. Maximum AI per acre per season: 0.186 lb.
Z-cypermethrin (P) Mustang Max 0.8EC	3.2–4 oz	0.02–0.025	40–32	21	Toxic to aquatic invertebrates. Maximum AI per acre per season: 0.125 lb.

**FALL ARMYWORMS** are occasional pests of soybeans that can be extremely damaging if present in high numbers. Fall armyworms will damage all stages of soybeans. In the early stages, they can act similar to cutworms by cutting seedlings off at ground level. Later stages will feed primarily on foliage and pods. The larva has a characteristic inverted “Y” on the head capsule and is brown to dark green. Eggs are laid in masses and are covered with gray scales from the female moth.

**THRESHOLD:** Treat young soybeans when plant stand is being reduced below the recommended plant population. See Table 1 on page 44. If plants are not blooming or filling pods and larvae are present, apply insecticide if defoliation reaches 35 percent. If plants are blooming and filling pods and larvae are present, apply insecticide if defoliation reaches 20 percent.



**Green and Southern Green Stink Bug**



Insecticide	Amount of Formulation per Acre	Pounds Active Ingredient per Acre	Acres 1 Gallon or 1 Pound Dry Will Treat	PHI (days)	Comments
acephate (OP) Orthene 90S	0.56–1.1 lb	0.56–1.1	0.5–1.0	14	Do not harvest for hay or forage. Apply by air at 5–10 GPA and by ground at 10–50 GPA. Maximum AI per acre per season: 1.5 lb.
$\beta$ -cyfluthrin (P) Baythroid XL 1EC	1.6–2.8 oz	0.0125–0.022	80–45.5	21	Extremely toxic to fish and aquatic invertebrates. Do not feed green forage within 15 days of harvest. Maximum AI per acre per season: 0.0875 lb.
bifenthrin (P) Brigade 2EC	2.1–6.4 oz	0.033–0.10	61–20	18	Do not apply more than one time per 30-day interval.
Discipline 2EC	2.1–6.4 oz	0.033–0.10	61–20	18	
Fanfare 2EC	2.1–6.4 oz	0.033–0.10	61–20	18	
bifenthrin (P), imidacloprid (CN) Brigadier 2SC	3.8–6.1 oz	–	37–21	21	
bifenthrin (P), Z-cypermethrin (P) Hero 1.24EC	3.8–6.1 oz	–	33–21	21	
chlorantraniliprole (D), bifenthrin (P) Elevest 2.22SC	4.8–9.6 oz	–	26.6–13.3	18	
chlorantraniliprole (D), $\lambda$ -cyhalothrin (P) Besiege 1.25CS	7–9 oz	–	18–14	30	
esfenvalerate (P) Asana XL 0.66EC	5.8–9.6 oz	0.03–0.05	22–13	21	Do not feed or graze livestock on treated plants. Maximum AI per acre per season: 0.2 lb.
$\gamma$ -cyhalothrin (P) Declare 1.25EC	1.28–1.54 oz	0.0125–0.015	100–83	21	Do not graze or harvest treated soybean forage, straw, or hay for livestock feed. Do not apply within 45 days of harvest. Maximum AI per acre per season: 0.03 lb.
imidacloprid (CN), $\beta$ -cyfluthrin (P) Leverage 360 3SC	2.85 oz	–	45	21	
$\lambda$ -cyhalothrin (P) Warrior II 2.08CS	1.6–1.92 oz	0.025–0.03	83–69	30	Do not graze or harvest treated soybean forage, straw, or hay for livestock feed. Maximum AI per acre per season: 0.06 lb.
thiamethoxam (CN), $\lambda$ -cyhalothrin (P) Endigo ZC 2.06CS	3.5–4.5 oz	–	37–28	30	
Z-cypermethrin (P) Mustang Max 0.8EC	3.2–4 oz	0.02–0.025	40–32	21	Toxic to aquatic invertebrates. Maximum AI per acre per season: 0.125 lb.

**THRESHOLD:** If you use a drop cloth, the threshold is one bug per foot of row. If you are using a sweep net, the threshold is nine bugs per 25 sweeps. Count only stink bug nymphs larger than ¼ inch. When soybeans reach the R6 growth stage, treat only populations of 20 stink bugs per 25 sweeps or higher, and terminate stink bug applications at R6+7 days (R6.5). Read label to determine the preharvest interval.

## Brown Stink Bug



Insecticide	Amount of Formulation per Acre	Pounds Active Ingredient per Acre	Acres 1 Gallon or 1 Pound Dry Will Treat	PHI (days)	Comments
acephate (OP) Orthene 90S	0.56–1.1 lb	0.56–1.1	0.5–1.0	14	Do not harvest for hay or forage. Apply by air at 5–10 GPA and by ground at 10–50 GPA. Maximum AI per acre per season: 1.5 lb.
bifenthrin (P) Brigade 2EC	2.1–6.4 oz	0.033–0.10	61–20	18	Do not apply more than one time per 30-day interval.
Discipline 2EC	2.1–6.4 oz	0.033–0.10	61–20	18	
Fanfare 2EC	2.1–6.4 oz	0.033–0.10	61–20	18	
bifenthrin (P), imidacloprid (CN) Brigadier 2SC	3.8–6.1 oz	–	37–21	21	
bifenthrin (P), Z-cypermethrin (P) Hero 1.24EC	3.8–6.1 oz	–	33–21	21	
thiamethoxam (CN), λ-cyhalothrin (P) Endigo ZC 2.06CS	3.5–4.5 oz	–	37–28	30	

**THRESHOLD:** If you use a drop cloth, the threshold is one bug per foot of row. If you are using a sweep net, the threshold is nine bugs per 25 sweeps. Count only stink bug nymphs larger than ¼ inch. Brown stink bugs are more difficult to control with pyrethroid insecticides. When soybeans reach the R6 growth stage, treat only populations of 20 stink bugs per 25 sweeps or higher, and terminate stink bug applications at R6+7 days (R6.5). Read label to determine the preharvest interval.

## Redbanded Stink Bug

Insecticide	Amount of Formulation per Acre	Pounds Active Ingredient per Acre	Acres 1 Gallon or 1 Pound Dry Will Treat	PHI (days)	Comments
acephate (OP) Orthene 90S	0.56–1.1 lb	0.56–1.1	0.5–1.0	14	Do not harvest for hay or forage. Apply by air at 5–10 GPA and by ground at 10–50 GPA. Maximum AI per acre per season: 1.5 lb.
bifenthrin (P) Brigade 2EC	2.1–6.4 oz	0.033–0.10	61–20	18	Do not apply more than one time per 30-day interval.
Discipline 2EC	2.1–6.4 oz	0.033–0.10	61–20	18	
Fanfare 2EC	2.1–6.4 oz	0.033–0.10	61–20	18	
thiamethoxam (CN), λ-cyhalothrin (P) Endigo ZC 2.06CS	3.5–4.5 oz	–	37–28	30	
<b>Tank Mix Options with Bifenthrin</b>					
acephate (OP) Orthene 90S	0.56–1.1 lb	0.56–1.1	0.5–1.0	14	Do not harvest for hay or forage. Apply by air at 5–10 GPA and by ground at 10–50 GPA. Maximum AI per acre per season: 1.5 lb. Tank mix with 5.12 fl oz of bifenthrin (Brigade 2EC or generic) per acre. Tank mixes have proven to give superior control.

## Redbanded Stink Bug

Insecticide	Amount of Formulation per Acre	Pounds Active Ingredient per Acre	Acres 1 Gallon or 1 Pound Dry Will Treat	PHI (days)	Comments
clothianidin (CN) Belay 2.13SC	3–6 oz	0.05–0.10	42.7	21	
imidacloprid (CN) Imidacloprid 4F	1.5 oz	0.047	85.3	21	
Imidacloprid 2F	3 oz	0.047	42.7	21	

**THRESHOLD:** Treat when numbers reach four bugs per 25 sweeps or two bugs per 6 feet of row with a drop cloth. **Between R6.5 and R7:** Treat when populations reach or exceed 10 bugs per 25 sweeps. Treatment for redbanded stink bugs can be terminated at R7 unless adverse environmental conditions exist that would promote poor seed quality. Redbanded stink bugs are capable of causing much more damage than green, brown, or southern green stink bugs. Damage from this pest can prevent plants and seed from properly maturing and can render seed unmarketable. Redbanded stink bugs can also damage soybeans much later than other stink bugs.

## Kudzu Bug

Insecticide	Amount of Formulation per Acre	Pounds Active Ingredient per Acre	Acres 1 Gallon or 1 Pound Dry Will Treat	PHI (days)	Comments
acephate (OP) Orthene 90S	0.83–1.1 lb	0.75–1.0	1.2–0.9	14	
bifenthrin (P) Brigade 2EC	5–6.4 oz	0.078–0.1	26–20	18	
Discipline 2EC	5–6.4 oz	0.078–0.1	26–20	18	
Fanfare 2E	5–6.4 oz	0.078–0.1	26–20	18	
γ-cyhalothrin (P) Declare 1.25EC	1.28–1.54 oz	0.0125–0.015	100–83	21	
λ-cyhalothrin (P) Warrior II 2.08CS	1.92 oz	0.031	67	30	
Z-cypermethrin (P) Mustang Max 0.8EC	4 oz	0.025	32	21	

**KUDZU BUGS** originated in Asia and are an invasive pest of soybeans. Kudzu bugs have piercing-sucking mouthparts and preferentially feed on stems and petioles of soybean plants. Damage is caused when high numbers decrease the general vigor of the plant.

**THRESHOLD:** During the vegetative stages, treat when kudzu bugs average five bugs per plant. Often, only field borders will require treatment. During the reproductive stages, treat when you average 25 nymphs per 25 sweeps.

## Blister Beetle



Insecticide	Amount of Formulation per Acre	Pounds Active Ingredient per Acre	Acres 1 Gallon or 1 Pound Dry Will Treat	PHI (days)	Comments
$\beta$ -cyfluthrin (P) Baythroid XL 1EC	1.6–2.8 oz	0.0125–0.022	80–45.5	21	Extremely toxic to fish and aquatic invertebrates. Do not feed green forage within 15 days of harvest. Maximum AI per acre per season: 0.0875 lb.
carbaryl (C) Sevin XLR 4L Sevin 4F	16–32 oz 16–32 oz	0.5–1.0 0.5–1.0	8–4 8–4	21 21	Toxic to bees and aquatic invertebrates. Maximum AI per acre per season: 6 lb. Toxic to bees. Maximum AI per acre per season: 6 lb.
$\gamma$ -cyhalothrin (P) Declare 1.25EC	1.28–1.54 oz	0.0125–0.015	100–83	21	Do not graze or harvest treated soybean forage, straw, or hay for livestock feed. Maximum AI per acre per season: 0.03 lb.
$\lambda$ -cyhalothrin (P) Warrior II 2.08CS	1.6–1.92 oz	0.025–0.03	83–69	30	Do not graze or harvest treated soybean forage, straw, or hay for livestock feed. Do not apply within 45 days of harvest. Maximum AI per acre per season: 0.06 lb.
Z-cypermethrin (P) Mustang Max 0.8EC	2.8–4 oz	0.0175–0.025	45.7–32	21	Toxic to aquatic invertebrates. Maximum AI per acre per season: 0.125 lb.

**BLISTER BEETLES** feed mainly on the leaves of soybean plants. Blister beetles may be grayish, black, or orange with stripes and are about  $\frac{3}{4}$ -inch long. They are rarely a problem in soybeans, but large numbers can cause extensive defoliation. Some species will congregate in very large numbers within the soybean field, but damage is usually isolated to small patch-like areas. The larvae of the blister beetle can be considered a beneficial insect. First instar larvae are very mobile and search out and feed on grasshopper eggs.

**THRESHOLD:** If plants are not blooming or filling pods and beetles are present, apply insecticide if defoliation reaches 35 percent. If plants are blooming and filling pods and beetles are present, apply insecticide if defoliation reaches 20 percent.

**Table 1. Suggested plant populations for soybeans planted in Mississippi.**

Row Width in Inches	Feet of Row per Acre	Plants per Foot of Row	Plants per Acre
40	13,068	8.00	104,544
38	13,756	7.50	103,455
36	14,520	7.00	101,640
30	17,424	6.00	104,544
20	26,136	4.00	104,544
14	37,337	3.50	130,680
12	43,560	3.00	130,680
10	52,272	2.75	143,748
7	74,674	2.25	168,016
6	87,120	2.00	174,240

**Table 2. Growth stages of soybeans (from Fehr & Caviness 1977).**

Stage	Description
VE	Emergence
VC	Cotyledon
V1	First trifoliolate
V2	Second trifoliolate
V3	Third trifoliolate
V4	Fourth trifoliolate
V(n)	Nth trifoliolate (nth node)
R1	Beginning bloom, one open flower at any node on the main stem.
R2	Full bloom, open flower at one of the four uppermost nodes on the main stem with a fully developed trifoliolate leaf.
R3	Beginning pod, three-sixteenths inch pod at one of the four uppermost nodes on the main stem with a fully developed trifoliolate leaf.
R4	Full pod, three-fourths inch pod at one of the four uppermost nodes on the main stem with a fully developed trifoliolate leaf.
R5	Beginning seed, one-eighth inch long seed in the pod at one of the four uppermost nodes on the main stem with a fully developed trifoliolate leaf.
R6	Full seed, pod contains a green seed that fills the pod cavity at one of the four uppermost nodes on the main stem with a fully developed leaf.
R7	Beginning maturity, one normal pod on the main stem that has reached mature pod color, normally brown or tan depending on variety.
R8	Full maturity, 95 percent of the pods have reached their mature pod color. Five to ten days of drying weather are generally required after R8 before the soybeans have less than 15 percent moisture. This can occur more rapidly in early-planted soybeans in the Midsouth under very hot conditions.

**Table 3. Approximate interval in days between successive reproductive growth stages by maturity group (MG) and planting date (PD) under irrigated field conditions at Stoneville, Mississippi.**

MG	PD	PD-R1	R1-R2	R2-R3	R3-R4	R4-R5	R5-R6	R6-R7	R7-R8	R1-R8	PD-R8
	month/day	days									
3.9	3/15	48	3	11	7	7	23	19	13	83	131
3.9	4/15	38	3	14	8	7	24	18	13	87	125
3.9	5/15	34	4	14	9	7	22	16	12	84	118
3.9	6/14	33	4	14	8	7	19	14	9	75	108
3.9	7/04	33	4	13	7	6	17	12	7	66	99
4.4	3/15	53	3	12	8	8	25	20	12	87	140
4.4	4/15	42	4	15	8	8	25	18	13	91	133
4.4	5/15	37	5	15	8	8	23	17	11	87	124
4.4	6/14	36	4	14	8	8	20	14	9	76	112
4.4	7/04	35	4	13	7	7	18	12	7	67	102
4.9	3/15	58	4	13	9	8	26	21	14	95	153
4.9	4/15	47	4	16	9	8	26	19	13	95	142
4.9	5/15	41	5	15	9	8	24	17	11	89	130
4.9	6/14	38	5	14	9	7	20	14	10	79	117
4.9	7/04	37	4	13	7	7	18	12	8	69	106
5.4	3/15	64	4	15	9	10	26	22	14	100	164
5.4	4/15	53	4	16	10	9	26	20	13	98	151
5.4	5/15	46	4	16	10	8	24	18	13	93	139
5.4	6/14	41	5	15	8	8	21	14	9	80	121
5.4	7/04	39	4	14	7	7	18	13	8	71	110
5.9	4/15	58	5	17	11	9	27	20	13	102	160
5.9	5/15	50	5	17	10	8	25	18	11	94	144
5.9	6/14	44	5	16	8	8	22	14	10	83	127
5.9	6/29	42	4	15	8	7	20	13	8	75	117



**Table 4. Recommended plant populations for Mississippi soybean producers.**

Planting date	Recommended plant population (plants/acre)	
	Group 4s	Group 5s
Late March to April 5	130,000	120,000
April 5 to April 20	120,000	100,000
Late April to early May	100,000	100,000

**Table 5. Recommended plant populations for narrow row spacings. Final seeding rate based on 85% emergence of planted seed.**

Desired # of plants	Seeding rate	Row spacing (inches)							
		7.5	8	10	15	18	20	25	30
plants/acre	seed/acre	seed / ft of row to be planted							
100,000	117,000	1.7	1.8	2.3	3.4	4.1	4.5	5.6	6.8
110,000	129,000	1.9	2.0	2.5	3.7	4.5	5.0	6.2	7.4
120,000	141,000	2.0	2.2	2.7	4.1	4.9	5.4	6.8	8.1
130,000	153,000	2.2	2.4	2.9	4.4	5.3	5.9	7.3	8.8


**Table 6. Recommended plant populations for wide-row and twin-row patterns. Final seeding rate based on 85% emergence of planted seed.**

Desired # of plants	Seeding rate	Wide-row (inches)		Twin-row*	
		38	40	38-inch row	40-inch row
plants/acre	seed/acre	seed/ft of row to be planted in each row			
100,000	117,000	8.6	9.0	4.3	4.5
110,000	129,000	9.4	9.9	4.7	5.0
120,000	141,000	10.3	10.8	5.2	5.4
130,000	153,000	11.1	11.7	5.6	5.9

### Estimating Foliage Loss

Effectively estimating whole plant foliage loss is important in determining economic thresholds. Concise determinations in the field are difficult to make. Following is one procedure that may help in making defoliation estimates more accurate.

1. Study the leaflet graphic that shows different foliage losses. Remember the threshold is 35 percent foliage loss for soybeans not blooming or filling pods and 20 percent foliage loss for soybeans blooming or filling pods.
2. Randomly select 10 to 20 leaflets from the middle or upper position of plants within a field.
3. Compare each leaflet with the photographs to the left and score each leaflet collected.
4. Average the scores to find the average foliage loss for the field sampled.
5. Practice this method using several field surveys.



## Occasional Pests of Soybeans

**Grape colaspis** larvae occasionally are present early in the season in soybean fields. Feeding injury may result in stand reduction. Although uncommon, even severe infestations are difficult to detect early enough for chemical control, and replanting is often required.

**Potato leafhopper** populations are occasionally extremely high in soybean fields. Smooth-leaf varieties are particularly susceptible to potato leafhoppers. Extensive feeding on leaves by this pest may cause leaf discoloration and malformation, often called “hopper-burn.” Although this is generally insignificant, yields can sometimes be reduced. Approximate thresholds are five to nine per plant before bloom, with smaller plants being more susceptible. Blooming and more mature plants can tolerate larger populations.

**Lesser cornstalk borer** larvae damage soybeans by boring into the main stem at or just below the soil surface. Seedlings are cut off at the soil surface or may lodge because of extensive tunneling. The larvae are bluish-green and travel on top of the soil in silken tubes. Treatment is usually preventive and based on field history.

**Soybean aphids** are a new pest to soybeans in Mississippi. Currently soybean aphids have only been found in a few counties in Mississippi. While several species of aphids will feed on soybeans, soybean aphids are the only species that will colonize in very large numbers on soybeans. Soybean aphids, like whiteflies, excrete honeydew while they feed. This honeydew can cover the plant and cause sooty mold. This sooty mold prevents photosynthesis and can cause premature defoliation. Since this is a new pest to Mississippi, there are no current established thresholds. In Midwest states, thresholds are generally 250 aphids per plant. Apparently, there is no value in treating after R6.

**Thrips** can occur in high populations on soybeans and are most damaging during periods of drought. Although these populations may delay maturity, they generally do not reduce yields.

**Tobacco budworms** only occasionally develop high populations in soybeans. Heaviest infestations often occur in areas with the highest concentration of cotton acreage. This insect is very similar in appearance and habits to the bollworm, and you should use the same treatment threshold. Budworms have developed resistance to many insecticides and are more difficult to control.

**Whiteflies** normally do not build damaging populations on soybeans, but in favorable conditions, extremely large populations can occur. Very little direct damage results from whitefly feeding. These insects produce honeydew. A fungus known as sooty mold grows on the honeydew. When this mold covers the leaf surface, it blocks sunlight, which prevents photosynthesis and can cause premature defoliation.

**Whitefringed beetles** occur in soybeans on the Coastal Plain. Although adults feed on foliage, populations are usually low. Whitefringed beetles are not thought to be of economic importance, but we don't know how much soybean damage they cause.


**Dectes stem borers** are cylindrical, ash-gray beetles with long antennae. The adults are minor foliage feeders and sometimes girdle plants at the soil level. The immature are grubs that tunnel the petioles and main stalk of the plants. We believe that, since they tunnel in the pith of the plant, there is no or very little yield loss with these insects, even under extremely heavy infestations.

**Pea leaf weevil** is a small, gray-brown weevil that can infest soybean seedlings when soybeans are planted behind a legume cover crop. This insect is capable of causing severe stand loss. Complete termination of the cover crop at least 3 weeks prior to planting is recommended, and the use of an insecticide seed treatment or at-planting insecticide is strongly recommended.




Figures 1–13. Green stink bug adult (1), green stink bug nymph (2), brown stink bug adult (3), brown stink bug nymph (4), southern green stink bug adult (5), southern green stink bug nymph (6), redshoulder stink bug adult (7), redshoulder stink bug nymph (8), redbanded stink bug adult (9), redbanded stink bug adult showing characteristic spine on abdomen (10), redbanded stink bug nymph (11), spined soldier bug adult (12), spined soldier bug nymph (13).






Figures 14–25. Broad-headed bug (14), burrower bug (15), bandedwinged whitefly (16), three-cornered alfalfa hopper adult (17), three-cornered alfalfa hopper nymph (18), three-cornered alfalfa hopper girdled main stem (19), potato leafhopper (20), grasshopper (21), white grub (22), Japanese beetle (23), margined blister beetle (24), striped blister beetle (25).





Figures 26–37. Dectes stem borer adult (26), dectes stem borer larva (27), bean leaf beetle (28), bean leaf beetle feeding on soybean pod (29), banded cucumber beetle (30), spotted cucumber beetle (31), cucumber beetle larval feeding damage (32), grape colaspis adult (33), grape colaspis larva (34), whitefringed beetle (35), soybean nodule fly (36), lesser cornstalk borer (37).





Figures 38–49. European corn borer (38), European corn borer damage, similar to dectes stem borer tunneling (39), corn earworm adult (40), corn earworm larva (41), yellowstriped armyworm (42), velvetbean caterpillar adult (43), velvetbean caterpillar larva (44), soybean looper adult (45), soybean looper larva (46), soybean looper defoliated field (47), painted lady (48), green cloverworm adult (49).





Figures 50–61. Green cloverworm larva (50), silver-spotted skipper (51), saltmarsh caterpillar (52), beet armyworm (53), fall armyworm (54), alfalfa caterpillar (55), garden webworm (56), black cutworm (57), thrips (58), soybean aphid (59), spider mites (60), slug (61), kudzu bug nymphs (62), kudzu bug adult (63).



# Guide to Soybean Growth Stages and Growth Stage Predictor




R1: First flower anywhere on the plant.



R2: Flower in the upper (youngest) two nodes.



R3:  $\frac{3}{16}$ -inch-long pod in upper four nodes.



R3:  $\frac{3}{16}$ -inch-long pod in upper four nodes.



R3.5:  $\frac{1}{2}$ -inch-long pod in upper four nodes.



R4:  $\frac{3}{4}$ -inch-long pod in upper four nodes.



R5: Visible seed in pod of upper four nodes.



R5.5: Beans filling half the space in the pod of upper four nodes.



R6: Beans touching inside pods of upper four nodes.



R6.5: Pod and pod wall beginning to turn mature color.



R7: Pod mature in color anywhere on plant.



R8: 50 percent of the pods mature in color and containing mature seed.


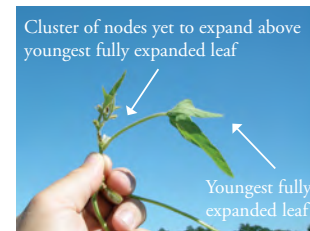
## How to Determine Soybean Growth Stage

Concentrate on the youngest (upper) four nodes to determine soybean growth stage. Estimate the average growth stage for the reproductive growth (flowers and pods) on the youngest four nodes. Begin with the youngest fully expanded leaf (see top picture), and estimate growth stage down the next three nodes (see bottom picture).

Indeterminate varieties (most group 4 varieties and a few group 5 varieties) start reproductive growth toward the bottom of the plant. The reproductive growth progresses from the bottom of the plant upward as the plant produces more nodes.

Determinate varieties (most of our group 5 varieties) start reproductive growth uniformly up and down the main stem.

Another way of thinking about this is that it is common to see pods in the R5 growth stage at the bottom of plants and new flowers and pods at the top of indeterminate growth plants. Determinate growth plants have same-sized flowers and pods that grow uniformly up and down the stem.



Avg growth stage = R3



# Vegetative and Reproductive Soybean Growth Stages




VC: Cotyledons




V1: Unifoliate fully emerged



V2: First trifoliate fully emerged (second node)



R4 and R4.5 at same node




R1–R5 at same node



R5.2 cross-section



R5.4 cross-section



Leaves/pods of R6–R7 plants



R5–R7.5 pods

# CORN INSECT MANAGEMENT

## Managing Corn Insects

A number of insects may attack corn, and some carry diseases. For example, aphids carry maize dwarf mosaic, and leafhoppers carry corn stunt. In some years, heavy infestations of insects may drastically reduce yields. In other years, insect populations never reach damaging levels. In order to prevent losses due to insect damage, you must know about the pest, its biology, and recommended control methods. The following information contains brief descriptions of insect pests often found in Mississippi corn fields. This information is presented to help you identify insect pests, the resulting damage, current economic thresholds, and control practices.

### To minimize the impact of pests and pest control costs,

- Scout fields regularly. Make careful counts of insect pest populations.
- Use all available, practical noninsecticidal IPM tools.
- Apply insecticides promptly when needed.
- Use the most cost-efficient insecticide recommended for the target pest. Apply insecticide during the most susceptible stage of development.
- Follow recommended guidelines for practicing insecticide-resistance management.

**Before deciding to treat and before choosing the insecticide, consider such factors as the potential to intensify secondary pest problems and insecticide resistance.**

## Warning

Information in this guide is provided for educational and planning purposes only. When using agricultural chemicals, you (the user) are responsible for making sure the intended use complies with current regulations and conforms to the product label. Before applying any insecticide, be sure to get current usage information. Read and follow the product label.

## Precautions

Before using a pesticide, read the label carefully. Follow the directions. Pay attention to all precautions on the pesticide container label. Observe all regulations on worker protection and pesticide record-keeping. Store pesticides in plainly labeled containers safely away from livestock, pets, and children. Store pesticides in an area where they will not contaminate food or feed.

## Integrated Pest Management

The best approach for pest control is to combine all available management practices to reduce damage. Proper selection of corn varieties and planting dates, regular scouting for pest infestations, wise use of insecticides, timely harvest, and sanitation of crop residue will reduce the likelihood of insect damage.

## Scouting

Regularly scouting corn fields is the best way to find damaging insect populations. Sample at least 10 consecutive plants at each of four to five representative sites within a field. Treatment thresholds for many corn pests are much higher than in other crops, such as cotton. Therefore, you can generally check a fairly small number of plants to determine the presence of a particular pest species. If pests are present, step up scouting efforts to determine infestation levels more precisely. Corn is most open to insect injury in the seedling stage. From emergence until plants are approximately 10 inches tall, scout fields every 4 to 5 days. When plants are taller than 10 inches, sample for insect pests every week until crops mature.

Plants less than 6 inches tall: Record the number of plants examined and the number with five or more chinch bugs. Observe plants for signs of feeding or wilting from cutworms or other soil insects. Cutworms often cleanly cut plants off near the soil surface. If cut plants are found, determine whether anticipated stand loss will reduce the plant population below acceptable levels.

Emergence until tassel development: Look for signs of leaf feeding by caterpillars, flea beetles, or other pests on leaves within the whorl. As leaves emerge and unfurl from within the whorl, feeding damage usually appears as small, often regularly spaced holes or long scars on the leaves. Cut plants below the whorl. Check the leaves for worms. Record the species and the average number of worms present per plant.

After tassel development to maturity: Concentrate plant examinations from the tassel to the ear zone of the plant. In late-planted corn, look for second- and third-generation corn borers. Eggs are deposited on the upper and lower leaf surfaces. Look for evidence of recent feeding by small larvae on the leaf surface, at the base of the leaf, or behind the leaf sheath. When there is evidence of a corn borer infestation, randomly select plants from representative areas of the field and examine the stalks and ears. Larvae tunneling in the stalk cannot be controlled with insecticides. Corn earworms, fall armyworms, and corn borers may all be found in the ear, so species identification is important.

## Suggested Planting Dates for Corn

South Mississippi: February 25–March 15

North-Central: March 15–April 20

South-Central: March 5–April 10

North Mississippi: March 20–April 25

## Thresholds

Making insect management decisions based on established treatment thresholds rather than applying treatments based on schedules or presence of pests is a proven method of reducing insect management costs. Effective use of thresholds requires frequent, intensive scouting to get accurate estimates of populations of various pest species that may be present in a field.

Treatment threshold is the pest population level at which treatment must be applied to avoid economic loss that would be greater than the cost of the treatment. Thresholds can vary, depending on species of pest present, stage of crop development, yield potential of the crop, cost of the treatment, market price, populations of other pests present, number of beneficial insects, potential for flaring secondary pests, ability to control secondary pests, and other factors. The thresholds recommended in this guide vary according to pest species and stage of crop development, but fixed thresholds cannot fully consider the many other factors that can influence a treatment decision.

## Additional Information

In addition to this publication, you can get several other Extension publications on corn insect biology and management from your county Extension office.

Information Sheet 864 *Corn Fertilization*

Information Sheet 1563 *Minimizing Aflatoxin in Corn*

## Insecticide Resistance and Resistance Management

**CAUTION:** Recommendations of specific insecticides are based on information on the manufacturer's label and performance in a limited number of tests. Levels of insecticide resistance, environmental conditions, and methods of application by growers may vary widely. For this reason, insecticide performance will not always match the safety and pest control standards indicated by experimental data.

Insecticides are listed alphabetically, not in order of their effectiveness. Effectiveness of a particular insecticide can vary greatly from field to field, depending on previous insecticide use, pest species, levels of resistance, and many other factors. A group of insecticides recommended for control of a specific pest will vary in cost, effectiveness against the primary target pest, and secondary pests controlled. When selecting insecticides, growers must consider each of these factors, plus the need to rotate among different insecticide classes to limit insecticide resistance problems.

## Bt Corn

Bt is a bacterium that occurs naturally in the soil. Bt, or *Bacillus thuringiensis*, produces crystal-like proteins (cry proteins) that can kill certain insects once ingested. Bt corn hybrids express cry proteins. Therefore, Bt corn hybrids are protected from certain insects, depending on what cry protein(s) the plant expresses.

The Bt corn hybrids planted in the Midsouth resist southwestern corn borers, European corn borers, and sugarcane borers. Before 2009, the commercial Bt corn hybrids expressed one protein to protect against lepidopteran pests. In 2009, Bt corn hybrids became available that expressed two proteins to protect against lepidopteran pests, corn earworms, and fall armyworms. In 2010, Bt corn hybrids became available that express multiple proteins to control these pests.

Bt corn hybrids protected against western and northern corn rootworms are of little value in Mississippi. They were developed for use in the Corn Belt and have little or no efficacy on southern corn rootworms.

Refuge requirements for the Bt corn hybrids in cotton-growing regions depend on the number of proteins expressed in the plant. Bt corn hybrids expressing one protein can be planted to only 50 percent of a grower's acreage. Bt corn hybrids expressing two or more proteins can be planted to 80 percent of a grower's acreage. For specific information regarding refuge location and refuge configurations, see your local Extension agent or seed dealer.

## Traits and Refuge Requirements for Commercial Hybrids Containing Bt Technology

Trademark	Abbreviation	Proteins/Traits	Refuge Requirements	Target Insect Pest(s)
Trecepta	TRE	Cry1A.105 + Cry2Ab2 + VIP3A + glyphosate tolerance	20% <sup>2</sup>	corn borer spp., corn earworm, fall armyworm
Genuity SmartStax	VT3P/HXX	Cry3Bb1 + RR2 + Cry1A.105 + Cry2Ab2 + Cry34Ab1 + Cry35Ab1 + Cry1F + LL	20% <sup>1</sup>	corn rootworm, corn borer spp., corn earworm, fall armyworm
Genuity VT Triple Pro	VT3P	Cry3Bb1 + RR2 + Cry1A.105 + Cry2Ab2	20% <sup>1</sup>	corn rootworm, corn borer spp., corn earworm, fall armyworm
Genuity VT Double Pro	VTPRR2	Cry1A.105 + Cry2Ab2 + RR2	20% <sup>2</sup>	corn borer spp., corn earworm, fall armyworm
Roundup Ready Corn 2	RR2	RR2	0%	---
Herculex Rootworm	CRW (HXRW)	Cry34Ab1 + Cry35Ab1 + LL + RR2	20% <sup>1</sup>	corn rootworm
Herculex I	Bt (HX1)	Cry1F + LL + RR2	50% <sup>2</sup>	corn borer spp., fall armyworm
Herculex Xtra	CRW (HXRW)+Bt(Hx1)	Cry34Ab1 + Cry35Ab1 + Cry1F + LL + RR2	50% <sup>1</sup>	corn rootworm, corn borer spp., fall armyworm
PowerCore	PW/LL/RR2	CryA.105+Cry2Ab2+Cry1F+glufosinate tolerance+glyphosate tolerance	20% <sup>2</sup>	corn borer spp., corn earworm, fall armyworm
Agrisure 3000GT	CB/LL/RR/RW/GT	Cry1Ab + modified Cry3A + glufosinate tolerance + glyphosate tolerance	50% <sup>1</sup>	corn rootworm, corn borer spp.
Agrisure 3010	CB/LL/GT	Cry1Ab + glufosinate tolerance + glyphosate tolerance	50% <sup>2</sup>	corn borer spp.
Agrisure 3122	RW/CB/LL/HX1/HXRW/GT	Modified Cry3A + Cry1Ab + Cry1F + Cry34Ab1 + Cry35Ab1 + LL + RR2	20% <sup>1</sup>	corn rootworm, corn borer spp., fall armyworm
Agrisure Viptera 3110	CB/LL/Viptera/GT	Cry1Ab + Vip3A + glufosinate tolerance + glyphosate tolerance	20% <sup>2</sup>	corn borer spp., corn earworm, fall armyworm
Agrisure Viptera 3111	CB/LL/RW/Viptera/GT	Cry1Ab + modified Cry3A + Vip3A + glufosinate tolerance + glyphosate tolerance	20% <sup>1</sup>	corn rootworm, corn borer spp., corn earworm, fall armyworm
Agrisure Viptera 3220	CB/LL/GT/Viptera/HX1	Cry1Ab + Vip3A + glufosinate tolerance + glyphosate tolerance + Cry1F	20% <sup>2</sup>	corn borer spp., corn earworm, fall armyworm
Agrisure GT	GT	glyphosate tolerance	0%	---
Optimum Intrasect	YGCB/HX1/LL/RR2	Cry1Ab+Cry1F+LL+RR2	20% <sup>2</sup>	corn borer spp., fall armyworm
Optimum Leptra	HX1/YGCB/Viptera/LL/RR2	Cry1F+Cry1Ab+Vip3A+glufosinate tolerance+glyphosate tolerance	20% <sup>2</sup>	corn borer spp., corn earworm, fall armyworm
Optimum TRlsect	RW/YGCB/HX1/LL/RR2	Modified Cry3A+Cry1Ab+Cry1F+LL+RR2	50% <sup>1</sup>	corn rootworm, corn borer spp., fall armyworm

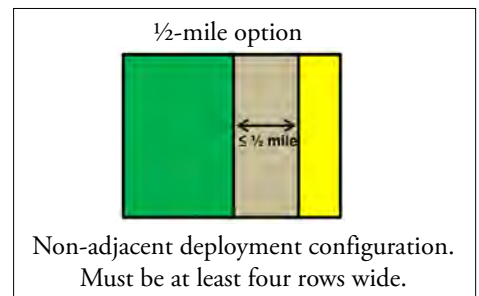
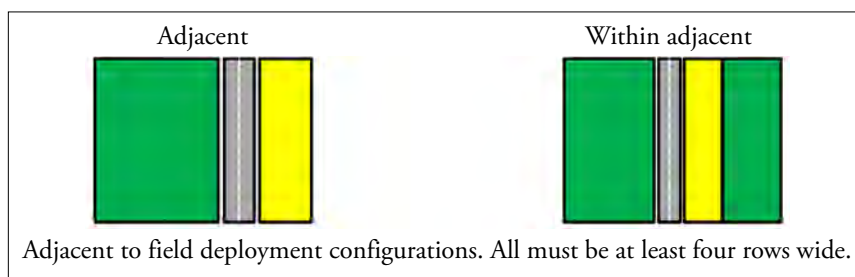
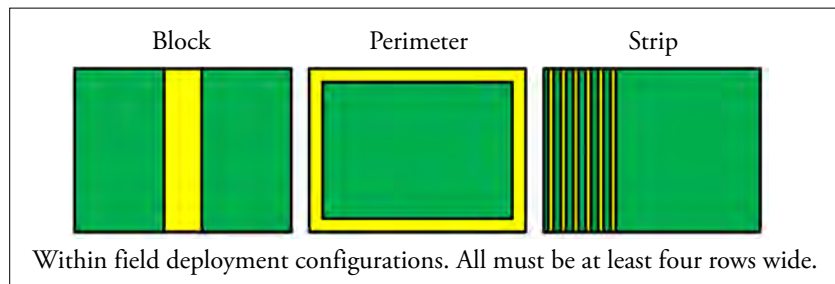
<sup>1</sup>Within field or adjacent to field. <sup>2</sup>Within field, adjacent to field, or up to ½-mile away. Examples of refuge deployment options are illustrated on the following page.



## Refuge Deployment Options

When both rootworm and caterpillar traits are present in a hybrid, growers are required to follow refuge requirements and deployment strategies that satisfy the criteria for both. For example, if a field is planted to a hybrid that has a single caterpillar trait (requires 50% refuge up to ½-mile away) and a single rootworm trait (requires 20% refuge within field or adjacent to the field), the total refuge for that field has to be 50%. There are several ways that this can be accomplished. The entire 50% refuge can be planted within the field or adjacent to the field. Another possibility is that 20% of the refuge may be planted within the field or adjacent to the field and the remaining 30% within ½-mile of the field. Examples of refuge deployment options are illustrated here.

Blended refuge corn products (i.e., non-Bt seed mixed with Bt) may be encountered. This refuge strategy was developed for the Midwest. If these products are planted, a separate structured refuge is still required.



## Relative Efficacy of Selected Bt Corn Products Against Caterpillar Pests

Traits/Brands	Primary Target Pests	Corn Borers	Cutworms	Corn Earworms	Fall Armyworms
Herculex I Herculex Xtra	Corn borers	Excellent	Good	Poor	Good-Very Good
Agrisure CB/LL/GT Agrisure CB/LL/RW Agrisure 3000GT	Corn borers	Excellent	Poor	Poor	Fair-Good
Agrisure 3122	Corn borers, other caterpillar pests	Excellent	Very Good	Poor	Very Good
Optimum Intrasect Optimum TRIsect	Corn borers, other caterpillar pests	Excellent	Very Good	Poor	Very Good
Genuity VT Triple Pro Genuity VT Double Pro	Corn borers, other caterpillar pests	Excellent	Poor	Poor	Excellent
Genuity SmartStax SmartStax PowerCore	Corn borers, other caterpillar pests	Excellent	Good	Poor	Excellent
Agrisure Viptera 3110 Agrisure Viptera 3111 Agrisure Viptera 3220	Corn borers, other caterpillar pests	Excellent	Good Good Very Good	Excellent	Excellent
Optimum Leptra	Corn borers, other caterpillar pests	Excellent	Very Good	Excellent	Excellent
Trecepta	Corn borers, other caterpillar pests	Excellent	Very Good	Excellent	Excellent

## Relative Efficacy of Corn Seed Treatments for Control of Seedling Insect Pests

Common Name, Trade Names	Rate	Corn billbug	Relative Efficacy of the Seed Treatment <sup>1</sup>										
			White grub	Wire- worm	Seed- corn maggot	Cut- worm <sup>3</sup>	Sugar- cane beetle	Southern green stinkbug	Brown stinkbug	Chinch bug	Southern corn root- worm <sup>2</sup>	Western corn root- worm	Lesser corn- stalk borer
<b>clothianidin</b> Poncho 250 or Acceleron <sup>3</sup>	0.25 mg ai/ kernel	NL	F	G	G	P-F	F	F	NL	G	E	NL	G, NL
Poncho 500 or Acceleron with Poncho VOTiVO <sup>4</sup>	0.50 mg ai/ kernel	F	G	G	E	P-F	G	G	NL	G-E	E	P, NL	G, NL
Poncho 1250 or Acceleron <sup>3</sup>	1.25 mg ai/ kernel	G	E	E	E	F-G	G	G	G, NL	E	E	G	E, NL
<b>thiamethoxam</b> Cruiser Extreme 250 <sup>3</sup>	0.25 mg ai/ kernel	NL	F	G	E	P	P	P	NL	F	G-E, NL	NL	G, NL
Cruiser Extreme 500 <sup>3</sup> or Avicta Complete Corn <sup>4</sup>	0.5 mg ai/ kernel	NL	G	G	E	P	P	F	NL	F	E	NL	G, NL
Cruiser Extreme 1250 <sup>3</sup>	1.25 mg ai/ kernel	G	E	E	E	F	P	G	NL	G	E	P	E, NL
<b>imidacloprid</b> Gaucho 600, Imida E-AG 5 FST, Sena- tor, Imidacloprid 5, Attendant 600	0.60mg ai/ kernel	NL	G	G	E	P, NL	P, NL	P, NL	NL	F	G, NL	NL	NL
Latitude <sup>3</sup>	3.5 oz/ cwt	NL	F, NL	G	G	NL	NL	NL	NL	F, NL	G, NL	NL	NL
Concur <sup>3</sup>	1.5 oz/ 42 lb seed	NL	F	G	G	NL	NL	NL	NL	F, NL	G, NL	NL	NL
<b>permethrin</b> Kernel Guard Supreme <sup>3</sup> or Kickstart VP <sup>3</sup>	1.5 oz/ 42 lb seed	NL	F, NL	P?	F	NL	NL	NL	NL	NL	NL	NL	NL

<sup>1</sup>E = highly effective, G = effective, F = inconsistent results, P = not effective, based on trials in the Southeastern U.S.; L = insect is on the label for this product; NL = insect is not on the label for this product. In this case, it is best to assume that the product is ineffective against that particular pest, unless there is specific knowledge to the contrary about product efficacy in the Southeast.

<sup>2</sup>In the Southeast, several species of cutworms overwinter as medium- to large-sized larvae. They may be capable of cutting considerable numbers of seedlings before they eat a lethal dose of the insecticide. Black cutworm, the cutworm that appears on the label of most of these products, has a different life cycle in which eggs are laid in the spring, so that black cutworm larvae will be small if they have hatched out by the time the corn is planted. Southern corn rootworm larvae are a seedling pest, not a midseason pest like western corn rootworm larvae.

<sup>3</sup>Product name as marketed includes fungicides.

<sup>4</sup>Product name as marketed includes fungicides and a nematicide. Avicta Complete Corn contains the nematicide abamectin; Acceleron with VOTiVO contains the nematicide *Bacillus firmus* I-1582.

<sup>5</sup>Other rates for this active ingredient are available. See label.

This table is published in the Alabama Cooperative Extension System Corn IPM Guide, which is part of the Alabama Pest Management Handbook Vol. 1, <http://www.aces.edu/pubs/docs/A/ANR-0500-A/>. It is revised annually.

## PESTS BELOWGROUND

*Southern Corn Rootworm, Seedcorn Maggot, Sugarcane Beetle, Lesser Corn Stalk Borer, Corn Billbug, White Grub, Wireworm, Cutworm*

Most insects that attack plants at or beneath the soil surface are most damaging to corn in the seedling stage. Although many of these insects may damage older plants, seedling corn is the most likely to be injured. Many late-season pests can usually be avoided by early planting. Early planting reduces the chances of insect infestations and increases yield potential. A major factor in corn insect pest management is controlling soil insects that threaten corn stands and overall plant health. The occurrence of soil insects is often spotty. But certain factors, such as reduced tillage, no-till corn, and fields with a history of soil insects warrant the use of insecticides or seed treatments at planting. The use of these products is justified when the potential for infestation is high and when rescue treatments offer less control. These products are used for prevention.

### Southern Corn Rootworm

The adult southern corn rootworm is also known as the twelve-spotted cucumber beetle. Adults are found on many plants throughout the growing season. Females deposit their eggs at the base of the plants. Upon hatching, the larvae move into the root zone and begin feeding. The larva is about ½-inch long when full sized. It has three pairs of small legs just behind the head and brownish patches on the head and tail end.

**DAMAGE:** Larvae damage corn seedlings by feeding on and tunneling inside the roots. Larvae may also bore inside the stem just above the roots to feed on the crown of the plants, eventually killing the bud. Damaged plants often wilt, and you can find evidence of rootworm feeding if you dig up the plant and examine the root system. Severe feeding and root pruning may cause plants to lodge. This is often called “goose necking.”

**CONTROL:** Pre-emergence insecticides are recommended when planting after a legume crop. Treated seed will also offer control of southern corn rootworms.

**THRESHOLD:** Treatment is preventive. See the table on page 61 for products used to control/suppress belowground pests.

### Seedcorn Maggot

The seedcorn maggot is the larval stage of a fly. It feeds on decaying organic matter in the soil. Larvae are less than ¼-inch long, pale white, and lack legs or an obvious head.

**DAMAGE:** This pest attacks the germinating seed planted in cool, wet weather or corn planted to fields with freshly decaying vegetation. Heavy infestations will reduce stands and cause stunting of the plants.

**CONTROL:** Damage can be prevented with the use of soil insecticides at planting or seed treatments.

**THRESHOLD:** Treatment is preventive. See the table on page 61 for products used to control/suppress belowground pests.

### Sugarcane Beetle

This insect occurs sporadically from year to year. This beetle is black and about ½-inch long. When this pest is abundant, it can destroy stands in isolated fields. Control of this pest has been inconsistent with soil insecticides.

**DAMAGE:** The sugarcane beetle feeds on the stem at or slightly below the soil surface. Feeding damage appears as a ragged hole in the base of the stem.

**CONTROL:** The use of soil insecticides at planting or seed treatments may suppress sugarcane beetle infestations.

**THRESHOLD:** Treatment is preventive. See the table on page 61 for products used to control/suppress belowground pests.

### Lesser Cornstalk Borer

Infestations of lesser corn stalk borers occur most often during dry weather conditions in sandy soils. Sometimes silken tubes containing larvae can be found attached to plants when they are dug up for inspection. Larvae are slender and greenish, and usually wiggle violently when disturbed.

**DAMAGE:** Larvae damage the corn plant by boring into the base of the stem. Damage can cause deadheart and may greatly reduce stands. Plants that experience deadheart die or are severely stunted and never produce a harvestable ear.

**CONTROL:** The use of soil insecticides at planting or seed treatments offer control/suppression of infestations.

**THRESHOLD:** Treatment is preventive. See the table on page 61 for products used to control/suppress belowground pests.

### Corn Billbug

The larvae of billbugs (snout-beetles) feed on roots and bore into the stems of corn plants.

**DAMAGE:** Feeding by the adults will appear as a row of holes across the leaf when it unfurls.

**CONTROL:** Soil insecticides at planting or seed treatments offer some control/suppression of infestations.

**THRESHOLD:** Treatment is preventive. See the table on page 61 for products used to control/suppress belowground pests.

## White Grub

White grubs are the larvae of May or June beetles. They are C-shaped and white to cream in color. Adult beetles lay their eggs in grass or sod.

**DAMAGE:** The damage caused by white grubs is similar to that of corn rootworm larvae.

**CONTROL:** Soil insecticides at planting or seed treatments offer some control/suppression of infestations.

**THRESHOLD:** Treatment is preventive. See the table below for products used to control/suppress belowground pests.

## Wireworm

Wireworms are the larval stages of click beetles. The larvae are elongated, slender, and usually brown. Depending on species, larvae may take 2 to 5 years to mature. This pest is often difficult to control in fields that were fallow or in pasture before being planted in corn. Large larvae in the field at planting are the most destructive.

**DAMAGE:** Wireworm larvae feed on the seeds and roots and will bore into the underground portion of the plants. This boring may lead to deadheart, a condition that severely stunts or kills the plant.

**CONTROL:** Soil insecticides at planting or seed treatments offer some control/suppression of infestations.

**THRESHOLD:** Treatment is preventive. See the table below for products used to control/suppress belowground pests.

## Below-ground Pests of Corn

Insecticide	Amount of Formulation per Acre	Application and Comments
<b>Seed Treatments</b>		
clothianidin (CN) Poncho 250 Poncho 500	0.25 mg ai/kernel 0.5 mg ai/kernel	Commercially treated seed.
imidacloprid (CN) Gaucho 600	0.64 mg ai/kernel	Can be applied on-farm or treated commercially.
thiamethoxam (CN) Cruiser 5FS	0.25–0.05 mg ai/ kernel	Commercially treated seed.
<b>In Furrow, Banded, or T-Banded</b>		
bifenthrin (P) Capture LFR	0.2–0.4 oz/ 1,000 row ft	Applied in-furrow, T-banded, or banded.
phorate (OP) Thimet 20G	4.5–6.0 oz/ 1,000 row ft	<b>Do not use for in-furrow application.</b> Banded: Place granules in a 7-inch band over the row or directly behind the planter shoe in front of or behind the press wheel and lightly incorporate. Accent herbicide and Beacon herbicide may be applied after banded applications of phorate (Thimet 20G Lock'n Load).
tebupirimphos (OP), cyfluthrin (P) Aztec 2.1G	6.7 oz /1,000 row ft	Apply as a 3- to 4-inch band.
tefluthrin (P) Force 3G	3–4 oz/1,000 row ft	<b>Banded:</b> Place granules in a 7-inch band directly behind planter shoe in front of or behind press wheel. Do not apply product as a band or T-band unless it can be incorporated into the top 1 inch of soil using tines, chains, or other suitable equipment.
terbufos (OP) Counter 15G	6–8 oz /1,000 row ft	<b>In-furrow treatment only.</b> ALS-inhibiting herbicides should not be used if Counter 15G has been applied at the time of planting. See product label for additional information.

# Pests Aboveground

## Cutworm



Insecticide	Amount of Formulation per Acre	Pounds Active Ingredient per Acre	Acres 1 Gallon or 1 Pound Dry Will Treat	PHI (days)	Comments
<b>In-Furrow, Banded, or T-Banded</b>					
tebupirimphos (OP), cyfluthrin (P) Aztec 2.1G	6.7 oz/ 1,000 row ft	–	–	–	
tefluthrin (P) Force 3G	3–4 oz/ 1,000 row ft	–	–	–	Apply as a 3- to 4-inch band. Banded: Place granules in a 7-inch band directly behind planter shoe in front of or behind press wheel. Do not apply product as a band or T-band unless it can be incorporated into the top 1 inch of soil using tines, chains, or other suitable equipment.
<b>Foliar Treatments</b>					
$\beta$ -cyfluthrin (P) Baythroid XL 1EC	0.8–1.6 oz	0.007–0.013	160–80	21	
bifenthrin (P) Bifenture EC Brigade 2EC Discipline 2EC Fanfare 2EC	2.1–6.4 oz 2.1–6.4 oz 2.1–6.4 oz 2.1–6.4 oz	0.033–0.1 0.033–0.1 0.033–0.1 0.033–0.1	61–20 61–20 61–20 61–20	30 30 30 30	For best control, direct sprays toward base of the plants. Apply with a minimum of 15 gallons of water per acre.
bifenthrin (P) + Z-cypermethrin (P) Hero 1.24EC	2.1–6.1 oz	0.025–0.06	61–21	30	
chlorantraniliprole (D), bifenthrin (P) Elevest 2.22SC	4.8–9.6 oz	–	26.6–13.3	30	
chlorantraniliprole (D), $\lambda$ -cyhalothrin (P) Besiege 1.25CS	5–10 oz	–	25.6–12.8	21	
cyfluthrin (P) Tombstone 2E	0.8–1.6 oz	0.013–0.025	160–80	21	
esfenvalerate (P) Asana XL 0.66EC	5.8–9.6 oz	0.03–0.05	22–13	21	
$\gamma$ -cyhalothrin (P) Declare 1.25EC	0.77–1.28 oz	0.0075–0.0125	166–100	21	
$\lambda$ -cyhalothrin (P) Warrior II 2.08CS Lambda-Cy 1EC Silencer 1EC	0.96–1.60 oz 1.92–3.20 oz 1.92–3.20 oz	0.015–0.025 0.015–0.025 0.015–0.025	133–80 66.7–40 66.7–40	21 21 21	
permethrin (P) Ambush 2EC Pounce 3.2EC	6.4–12.8 oz 4–8 oz	0.1–0.2 0.1–0.2	20–10 32–16	brown silk brown silk	
Z-cypermethrin (P) Mustang Max 0.8EC	1.28–2.8 oz	0.008–0.0175	100–45.7	30	



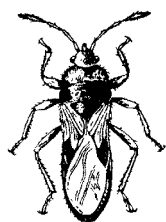
Several species of **CUTWORMS** attack corn seedlings. The black cutworm is the most common pest from this group. Depending on species, most cutworms overwinter in the soil as larvae or pupae. The female moths tend to deposit their eggs in low places or areas of the fields that have been flooded. Eggs may be deposited alone or in small clusters on the leaves and stems of young plants. Bt corn hybrids vary in their efficacy against cutworms. Transgenic hybrids containing the Cry1F protein are rated **GOOD** in terms of cutworm control.

**DAMAGE:** Depending on growth stage, larvae of the cutworm feed one of three ways. Young larvae (first and second instars) feed on the leaf surface, giving it a scuffed appearance. Late second and third instars eat holes in the leaves. Larger larvae move into the soil and feed by cutting plants at the soil surface.

**CONTROL:** Seedbed preparation and weed control help control cutworms. Cutworm infestations are rare in fields kept weed-free by cultivation or herbicides 3 to 4 weeks before planting.


**THRESHOLD:** Treat with foliar sprays if populations threaten to reduce stands below acceptable levels. Infestations causing 5 percent or greater “cutting” of seedling corn generally justify treatment with insecticides.

## Chinch Bug



Insecticide	Amount of Formulation per Acre	Pounds Active Ingredient per Acre	Acres 1 Gallon or 1 Pound Dry Will Treat	PHI (days)	Comments
<b>Seed Treatments</b>					
clothianidin (CN) Poncho 250 Poncho 500	–	0.25 mg ai/kernel 0.5 mg ai/kernel	–	–	Commercially treated seed.
imidacloprid (CN) Gaucho 600	–	0.64 mg ai/kernel	–	–	Can be applied on farm or treated commercially.
thiamethoxam (CN) Cruiser 5FS	–	0.25–0.5 mg ai/kernel	–	–	Commercially treated seed.
<b>In Furrow, Banded, or T-Banded</b>					
tefluthrin (P) Force 3G	4–5 oz/ 1,000 row ft	–	–	–	<b>Suppression only.</b> Banded: Place granules in a 7-inch band directly behind planter shoe in front of or behind press wheel. Do not apply product as a band or T-band unless it can be incorporated into the top 1 inch of soil using tines, chains, or other suitable equipment.
terbufos (OP) Counter 15G	6–8 oz/ 1,000 row ft	–	–	–	Controls early-season light to moderate populations of chinch bugs. Do not exceed 8.7 lb. Terbufos (Counter 15G) per acre. Banded: Place granules in a 7-inch band over the row, in front of the press wheel and incorporate evenly into top 1 inch of soil. In-furrow: Place granules directly in the seed furrow behind the planter shoe. ALS-inhibiting herbicides <b>SHOULD NOT</b> be used if Terbufos (Counter 15G) has been applied at planting.
<b>Foliar Treatments</b>					
β-cyfluthrin (P) Baythroid XL 1EC	1.6–2.8 oz	0.013–0.022	80–45.7	21	
bifenthrin (P) Brigade 2EC	2.1–6.4 oz	0.033–0.1	61–20	30	For best control, direct sprays toward base of the plants. Apply with a minimum of 15 gallons of water per acre.
Discipline 2EC	2.1–6.4 oz	0.033–0.1	61–20	30	
Fanfare 2EC	2.1–6.4 oz	0.033–0.1	61–20	30	

## Chinch Bug



Insecticide	Amount of Formulation per Acre	Pounds Active Ingredient per Acre	Acres 1 Gallon or 1 Pound Dry Will Treat	PHI (days)	Comments
bifenthrin (P) + Z-cypermethrin (P) Hero 1.24EC	4.0–10.3 oz	0.04–0.10	32–12.4	30	
carbaryl (C) Sevin XLR 4L	32 – 64 oz	1–2	4–2	48	
chlorantraniliprole (D), bifenthrin (P) Elevest 2.22SC	4.8–9.6 oz	–	26.6–13.3	30	
chlorantraniliprole (D), λ-cyhalothrin (P) Besiege 1.25CS	5–10 oz	–	25.6–12.8	21	
cyfluthrin (P) Tombstone 2EC	1.6–2.8 oz	0.025–0.044	80–45.7	21	
esfenvalerate (P) Asana XL 0.66EC	5.8–9.6 oz	0.03–0.05	22–13	21	
γ-cyhalothrin (P) Declare 1.25EC	1.54 oz	0.015	83	21	
λ-cyhalothrin (P) Warrior II 2.08CS Lambda-Cy 1EC Silencer 1EC	1.92 oz 3.84 oz 3.84 oz	0.03 0.03 0.03	66.7 33 33	21 21 21	
Z-cypermethrin (P) Mustang Max 0.8EC	3.2–4.0 oz	0.02–0.025	40–32	30	

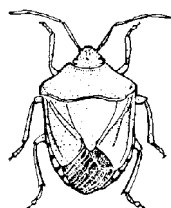
The adult **CHINCH BUG** is about 1/5-inch long and black with white patches on the wings. Nymphs are reddish-orange with a white band across their backs. Later instar nymphs turn darker and resemble adults as they mature. Chinch bugs overwinter on wild grasses and move into fields to feed on young plants. This pest is more likely to cause problems in dry years. Seedling plants are most susceptible to injury.

**DAMAGE:** Adults and nymphs damage the plant by piercing the plant and sucking the plant juices. Extensive feeding causes plants to wilt; seedlings may die. Plants that survive heavy infestations are stunted and will develop slowly.

**CONTROL:** Soil-applied insecticides and seed treatments provide control/suppression of chinch bugs. When you use foliar-applied insecticides, thorough coverage is essential.

**THRESHOLD:** Count both adults and nymphs when scouting for this pest. Look for chinch bugs at the base of the plant and behind the leaf sheaths. Treatments are recommended for plants that are up to 6 inches tall when 20 percent or more of the plants have five or more chinch bugs per plant. Plants that are growing and healthy and taller than 6 inches can tolerate higher populations of chinch bugs.

## Stink Bug



Insecticide	Amount of Formulation per Acre	Pounds Active Ingredient per Acre	Acres 1 Gallon or 1 Pound Dry Will Treat	PHI (days)	Comments
<b>Foliar Treatments</b>					
<b>β-cyfluthrin (P)</b> Baythroid XL 1EC	1.6–2.8 oz	0.013–0.022	80–45.7	21	
<b>bifenthrin (P)</b> Brigade 2EC	2.1–6.4 oz	0.033–0.100	61–20	30	
Discipline 2EC	2.1–6.4 oz	0.033–0.100	61–20	30	
Fanfare 2EC	2.1–6.4 oz	0.033–0.100	61–20	30	
<b>bifenthrin (P) + Z-cypermethrin (P)</b> Hero 1.24EC	4.0–10.3 oz	0.04–0.10	32–12.4	30	
<b>chlorantraniliprole (D), bifenthrin (P)</b> Elevest 2.22SC	4.8–9.6 oz	–	26.6–13.3	30	
<b>cyfluthrin (P)</b> Tombstone 2EC	1.6–2.8 oz	0.025–0.044	80–45.7	21	
<b>γ-cyhalothrin (P)</b> Declare 1.25EC	1.02–1.54 oz	0.01–0.015	125–83	21	
<b>λ-cyhalothrin (P)</b> Warrior II 2.08CS	1.28–1.92 oz	0.02–0.03	100–66.7	21	
Lambda-Cy 1EC	2.56–3.84 oz	0.02–0.03	50–33	21	
Silencer 1EC	2.56–3.84 oz	0.02–0.03	50–33	21	
<b>λ-cyhalothrin (P), chlorantraniliprole (D)</b> Besiege 1.25CS	5–10 oz	–	25.6–12.8	21	
<b>Z-cypermethrin (P)</b> Mustang Max 0.8EC	2.72–4.0 oz	0.017–0.025	47–32	30	

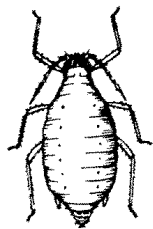
Several species of **STINK BUGS** occasionally attack corn and cause extensive damage. Stink bugs can be found feeding in the whorl of young plants or on developing ears before silking. Populations of stink bugs are often higher following mild winters.

**DAMAGE:** Damage from stink bugs feeding on seedling and whorl stage corn may cause the whorl to turn yellow or even kill the plant. Feeding during ear development (about 2 weeks before silking) may result in total ear loss or what is called “cow-horned” ears. Stink bugs also feed on the developing ears, piercing the shuck to feed on individual kernels.

**CONTROL:** When you use foliar-applied insecticides, thorough coverage is essential.

**THRESHOLD:** Treat corn shorter than 2 feet tall when 10 percent of the plants have one or more stink bugs present. For protection during ear development (before silking), treat when 5 percent of plants have stink bugs at or before ear shoot development. Treatments are not recommended for stink bug control at or beyond the silking stage. Pyrethroids are less effective on brown stink bugs.

## Corn Leaf Aphid



Insecticide	Amount of Formulation per Acre	Pounds Active Ingredient per Acre	Acres 1 Gallon or 1 Pound Dry Will Treat	PHI (days)	Comments
<b>Seed Treatments</b>					
clothianidin (CN) Poncho 250	0.25 mg ai/kernel	–	–	–	Commercially treated seed.
imidacloprid (CN) Gaucho 600	0.64 mg ai/kernel	–	–	–	Can be applied on-farm or treated commercially.
thiamethoxam (CN) Cruiser 5FS	0.25 mg ai/kernel	–	–	–	Commercially treated seed.
<b>Foliar Treatments</b>					
<b>bifenthrin (P)</b> Brigade 2EC	2.1–6.4 oz	0.033–0.10	61–20	30	
Discipline 2EC	2.1–6.4 oz	0.033–0.10	61–20	30	
Fanfare 2EC	2.1–6.4 oz	0.033–0.10	61–20	30	
<b>bifenthrin (P) + Z-cypermethrin (P)</b> Hero 1.24EC	4.0–10.3 oz	0.025–0.10	32–12.4	30	
<b>esfenvalerate (P)</b> Asana XL 0.66EC	5.8–9.6 oz	0.03–0.05	22–13	21	
<b>γ-cyhalothrin (P)</b> Declare 1.25EC	1.02–1.54 oz	0.01–0.015	125–80	21	
<b>λ-cyhalothrin (P)</b> Warrior II 2.08CS	1.28–1.92 oz	0.02–0.03	100–66.7	21	
Lambda-Cy 1EC	2.56–3.84 oz	0.02–0.03	50–33	21	
Silencer 1EC	2.56–3.84 oz	0.02–0.03	50–33	21	
<b>Z-cypermethrin (P)</b> Mustang Max 0.8EC	2.72–4.0 oz	0.017–0.025	47–32	30	Control may vary depending on species and host-plant relationships.

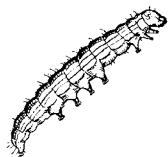
Aphids (plant lice) are soft-bodied insects that feed by sucking plant juices. The **CORN LEAF APHID** is the most common aphid found in corn, but several other species may also occur.

**DAMAGE:** Aphids can be found in clusters on the leaves or in the whorl. Heavy infestations may cause sticky “honeydew” on leaves.

**CONTROL:** Beneficial insects usually control aphid populations in the field. Insecticide treatments are seldom warranted. Aphids are parasitized by small parasitoid wasps and are susceptible to a fungal disease. Parasitized aphids are usually brown and larger than other aphids in the colony.

**THRESHOLD:** Very young corn plants (shorter than 3 inches) may require treatment when an average of 10 or more corn leaf aphids are present. Control measures are not typically recommended because infestations rarely cause yield reductions.

**Corn  
Earworm/  
Armyworm**



Insecticide	Amount of Formulation per Acre	Pounds Active Ingredient per Acre	Acres 1 Gallon or 1 Pound Dry Will Treat	PHI (days)	Comments
<b>Foliar Treatments</b>					
<b>chlorantraniliprole (D)</b> Prevathon 0.43SC	14–27 oz	0.047–0.09	9–4.7	14	
Vantacor 5SC	1.2–2.5 oz	0.047–0.098	106.6–51.2	14	
<b>chlorantraniliprole (D), bifenthrin (P)</b> Elevest 2.22SC	5.6–9.6 oz	–	22.8–13.3	30	
<b>λ-cyhalothrin (P), chlorantraniliprole (D)</b> Besiege 1.25CS	5–10 oz	–	25.6–12.8	21	
<b>methomyl (C)</b> Lannate 90SP	12–24 oz	0.225–0.45	10.7–5.3	21	
<b>spinetoram (SPN)</b> Radiant 1SC	3–6 oz	0.023–0.047	42.7–21.3	–	Provides limited control of yellow-striped armyworms.
<b>spinosad (SPN)</b> Blackhawk 36WG (for corn earworm)	2.2–3.3 oz	0.05–0.074	7.3–4.8	28	
Blackhawk 36WG (for fall armyworm)	1.67–3.3 oz	0.038–0.074	9.6–4.8	28	

**CORN EARWORMS** and **FALL ARMYWORMS** are common pests that feed in the whorl before tassel. It is very important to identify the species present in the field properly because some products recommended for corn earworms will not control fall armyworms. Choose an insecticide effective against the complex of caterpillars when both species are present and control is necessary. Corn earworm larvae vary greatly in color, from light green or pink to dark brown with alternating light and dark stripes running lengthwise on the body. The surface of the larva is covered with small thorn-like projections (hairs). The fall armyworm has a darker head capsule with a prominent white inverted Y. This is a distinguishing characteristic of the fall armyworm.


**DAMAGE:** Corn plants can tolerate considerable amounts of damage from whorl-feeding caterpillars. Populations seldom build to damaging levels unless corn is planted after the recommended planting dates. Feeding by heavy, sustained infestations may lead to deadheart and can reduce yield.

**CONTROL:** Timely planting is the preferred method of management. Plants in the seedling to early-whorl stage are the most susceptible to damage. Check plants in this early-whorl stage regularly if planted after April 25. Whorl-feeding insects are in a protected area, and the use of adequate spray volume is critical to get control. Apply insecticides in a minimum of 15 gallons of spray volume per acre. Set nozzles to spray directly in the whorl. Aerial application will not give good control of worms feeding in the whorl. Several of the new Bt corn technologies are effective at controlling corn earworms and fall armyworms in corn ears. However, reinfestation levels can vary greatly, and the impact of corn earworm and fall armyworm ear feeding has not been fully investigated.

**THRESHOLD:** Treatments are warranted when you detect an average of one or more larvae per plant from emergence to mid-whorl stage. It is not considered economical to treat for corn earworms or fall armyworms in the ear.



## European Corn Borer



Insecticide	Amount of Formulation per Acre	Pounds Active Ingredient per Acre	Acres 1 Gallon or 1 Pound Dry Will Treat	PHI (days)	Comments
<b>Foliar Treatments</b>					
<b>β-cyfluthrin (P)</b> Baythroid XL 1EC	1.6–2.8 oz	0.013–0.022	80–45.7	21	
<b>bifenthrin (P)</b> Brigade 2EC	2.1–6.4 oz	0.033–0.10	61–20	30	
Discipline 2EC	2.1–6.4 oz	0.033–0.10	61–20	30	
Fanfare 2EC	2.1–6.4 oz	0.033–0.10	61–20	30	
<b>bifenthrin (P) + Z-cypermethrin (P)</b> Hero 1.24EC	4–10.3 oz	0.04–0.10	32–12.4	30	
<b>chlorantraniliprole (D)</b> Prevathon 0.43SC	14–27 oz	0.047–0.09	9–4.7	14	
Vantacor 5SC	1.2–2.5 oz	0.047–0.098	106.6–51.2	14	
<b>chlorantraniliprole (D), bifenthrin (P)</b> Elevest 2.22SC	5.6–9.6 oz	–	22.8–13.3	30	
<b>λ-cyhalothrin (P), chlorantraniliprole (D)</b> Besiege 1.25CS	5–10 oz	–	25.6–12.8	21	
<b>cyfluthrin (P)</b> Tombstone 2EC	1.6–2.8 oz	0.025–0.044	80–45.7	21	
<b>esfenvalerate (P)</b> Asana XL 0.66EC	7.8–9.6 oz	0.03–0.05	16–13	21	
<b>γ-cyhalothrin (P)</b> Declare 1.25EC	1.02–1.54 oz	0.01–0.015	125.5–83	21	
<b>λ-cyhalothrin (P)</b> Warrior II 2.08CS	1.28–1.92 oz	0.02–0.03	100–66.7	21	
Lambda-Cy 1EC	2.56–3.84 oz	0.02–0.03	50–33.3	21	
Silencer 1EC	2.56–3.84 oz	0.02–0.03	50–33.3	21	
<b>methoxyfenozide (IGR)</b> Intrepid 2F	4–8 oz	0.06–0.12	32–16	21	
<b>permethrin (P)</b> Ambush 2EC	6.4–12.8 oz	0.1–0.2	20–10	before brown silk	
Pounce 3.2EC	4–8 oz	0.1–0.2	32–16		
<b>spinetoram (SPN)</b> Radiant 1SC	3–6 oz	0.023–0.047	42.7–21.3	28	
<b>spinosad (SPN)</b> Blackhawk 36WG	1.67–3.3 oz	0.038–0.074	9.6–4.8	30	
<b>Z-cypermethrin (P)</b> Mustang Max 0.8EC	2.72–4.0 oz	0.017–0.025	47–32	30	

**EUROPEAN CORN BORERS** are found mostly in north Mississippi. The larvae are gray or tan with rows of light brown spots. Normally there are three generations per year in Mississippi. First-generation corn borers attack plants in the early stages of development. Second- and third-generation corn borers may cause plant lodging and ear drop.

**DAMAGE:** Feeding signs show up as rows of pinholes or rectangular lesions in the leaf as it unfolds from the whorl. Larvae begin boring into the stalk tissue at about 10 days old. After entering the stalk, larvae may tunnel throughout the plant, including the ear shank.

**CONTROL:** To achieve adequate control, apply insecticide to prevent tunneling when you find egg masses or young larvae. Good coverage is a must for satisfactory control. Insecticides must be applied before larvae enter the stalk. Fall tillage reduces overwintering populations of corn borers. Bt corn provides excellent control for European and Southwestern corn borers. Current

regulations allow for only 50 percent (50 percent refuge) of the corn acreage in cotton-producing regions to be planted to Bt corn that expresses only one lepidopteran active protein. Bt corn hybrids that express two or more lepidopteran active proteins require only a 20 percent refuge. When using pyrethroids for control, multiple applications are usually required because of extended egg laying and short residual of products.

**THRESHOLD:** Apply insecticides when larvae or egg masses are present on 50 percent or more of the plants. Good coverage is essential for satisfactory control and insecticides must be applied before larvae enter the stalk.

**Southwest-  
ern Corn  
Borer**

Insecticide	Amount of Formulation per Acre	Pounds Active Ingredient per Acre	Acres 1 Gallon or 1 Pound Dry Will Treat	PHI (days)	Comments
<b>Foliar Treatments</b>					
<b>β-cyfluthrin (P)</b> Baythroid XL 1EC	1.6–2.8 oz	0.013–0.022	80–45.7	21	
<b>bifenthrin (P)</b> Brigade 2EC	2.1–6.4 oz	0.033–0.10	61–20	30	
Discipline 2EC	2.1–6.4 oz	0.033–0.10	61–20	30	
Fanfare 2EC	2.1–6.4 oz	0.033–0.10	61–20	30	
<b>bifenthrin (P) + Z-cypermethrin (P)</b> Hero 1.24EC	4–10.3 oz	0.04–0.10	32–12.4	30	
<b>chlorantraniliprole (D)</b> Prevathon 0.43SC	14–27 oz	0.047–0.09	9–4.7	1	
Vantacor 5SC	1.2–2.5 oz	0.047–0.098	106.6–51.2	1	
<b>chlorantraniliprole (D), bifenthrin (P)</b> Elevest 2.22SC	5.6–9.6 oz	–	22.8–13.3	18	
<b>λ-cyhalothrin (P), chlorantraniliprole (D)</b> Besiege 1.25CS	5 – 10 oz	–	25.6–12.8	21	
<b>cyfluthrin (P)</b> Tombstone 2EC	1.6–2.8 oz	0.025–0.044	80–45.7	21	
<b>esfenvalerate (P)</b> Asana XL 0.66EC	7.8–9.6 oz	0.03–0.05	16–13	21	
<b>γ-cyhalothrin (P)</b> Declare 1.25EC	1.02–1.54 oz	0.01–0.015	125.5–83	21	
<b>λ-cyhalothrin (P)</b> Warrior II 2.08CS	1.28–1.92 oz	0.02–0.03	100–66.7	21	
Lambda-Cy 1EC	2.56–3.84 oz	0.02–0.03	50–33.3	21	
Silencer 1EC	2.56–3.84 oz	0.02–0.03	50–33.3	21	
<b>methoxyfenozide (IGR)</b> Intrepid 2F	4–8 oz	0.06–0.12	32–16	21	
<b>permethrin (P)</b> Ambush 2EC	6.4–12.8 oz	0.1–0.2	20–10	before brown silk	
Pounce 3.2EC	4–8 oz	0.1–0.2	32–16		
<b>spinetoram (SPN)</b> Radiant 1SC	3–6 oz	0.023–0.047	42.7–21.3	28	
<b>spinosad (SPN)</b> Blackhawk 36WG	2.2–3.3 oz	0.05–0.074	7.3–4.8	30	
<b>Z-cypermethrin (P)</b> Mustang Max 0.8EC	2.72–4.0 oz	0.017–0.025	47–32	30	

The **SOUTHWESTERN CORN BORER** occurs statewide but is now more abundant in the Delta than in other areas of the state. Larvae are white with distinct black spots covering the body. There are three generations of SWCB each year. Part of the second generation and all of the third generation will overwinter. Pheromone traps can be used to detect peak emergence for each generation. These traps can also be used as an indicator for intensified scouting efforts in the field.

**DAMAGE:** SWCB causes plant damage by leaf feeding, stalk tunneling, ear feeding, and girdling the base of the plant. Young larvae will feed in the whorl or on leaves for about 10 days before boring into the stalk. Overwintering larvae will girdle the inside of the stalk at the base of the plants, just above the soil line. The girdling causes lodging of plants, especially in late-planted corn. Fields with a high percentage of lodging will slow harvest operations.

**CONTROL:** Corn planted within the recommended planting dates and harvested in a timely fashion will generally not be susceptible to girdling damage by the third-generation corn borers. To achieve adequate control, you must apply insecticide to prevent tunneling while there are egg masses or young larvae. Good coverage is essential for satisfactory control. Insecticides must be applied before larvae enter the stalk. Fall tillage is also an important management practice to reduce overwintering populations of corn borers. Bt corn provides excellent control for European and Southwestern corn borers. Current regulations only allow for 50 percent (50 percent refuge) of the corn acreage in cotton-producing regions to be planted to Bt corn that expresses only one lepidopteran active protein. Bt corn hybrids that express two or more lepidopteran active proteins require only a 20 percent refuge.

**THRESHOLD:**


V1 1 Leaf	V2 2 Leaf	Vnth Nth Leaf	VT Tassel	R1 Silk	R2 Blister	R3 Milk	R4 Dough	R5 Dent	R6 Black Layer
Treat 7–10 days after moth traps average 50 per trap on a 7-day catch from V1–Vnth. Or when plants average 5 percent corn borer egg masses or larval infestations per plant.				Treat 7–10 days after moth traps average 100 per trap on a 7-day catch from R1–R3. Or when plants average 10 percent corn borer egg masses or larval infestations per plant.			<b>DO NOT TREAT.</b>		





Figures 1–13. Wire worms (1), white grubs (2), seedcorn maggots (3), corn root aphids (4), corn leaf aphids (5), greenbugs (6), southern corn rootworm damage (7), southern corn rootworm immature (8), southern corn rootworm adult (9), dead heart plant from southern corn rootworm feeding (10), slug (11), thrips injury (12), black cutworm and damage (13).






Figures 14–25. Cutworm climbing young plant (14), chinch bug immatures (15), chinch bug adult (16), sugarcane beetle (17), sugarcane beetle damage (18), stunted plants from sugarcane beetles (19), billbug (20), southwestern corn borer eggs (21), southwestern corn borer leaf etching (22), southwestern corn borer larva (23), southwestern corn borer stalk damage (24), overwintering southwestern corn borer larva (25).





Figures 26–37. Girdled stalk by southwestern corn borer (26), southwestern corn borer moth (27), European corn borer larva (28), ear shank tunneling by European corn borer (29), female and male European corn borer moths (30), sugarcane borer tunneling stalk (31), lesser cornstalk borer larva (32), true armyworm larva (33), fall armyworm larva (34), fall armyworm damaged whorl (35), fall armyworm larvae in ear showing inverted Y on head capsule (36), corn earworm egg on silks (37).





Figures 38–49. Corn earworm damaged whorl (38), corn earworm larva on ear (39), corn earworm larva ear tip damage (40), corn earworm moth (41), brown stink bug adult (42), green stink bug adult (43), stink bug damage (44), “cow horned” ears by stink bug (45), grasshopper (46), Japanese beetle feeding on silks (47), chocolate milk worm (48), chocolate milk worm damage to ear (49).

# GRAIN SORGHUM INSECT MANAGEMENT

## General Comments and Guidelines

You can expect maximum yield production of grain sorghum by following recommended production practices. One key component should be applying proper control measures according to economic thresholds. Scout fields at least weekly, depending on growth stage and the possibility for insect pest infestations. Timely applications of insecticides are also important once economic thresholds have been reached or exceeded. Insecticides do work. Apply them when insects are in the early growth stages.

**Soil Pests**  
(*Wireworm, Seed Corn Maggot, White Grub, Southern Corn Rootworm*)

Insecticide	Amount of Formulation per Acre	Pounds Active Ingredient per Acre	Acres 1 Gallon or 1 Pound Dry Will Treat	PHI (days)	Comments
<b>Seed Treatments</b>					
clothianidin (CN) Poncho 600	5.1–6.4 oz/cwt	–	–	–	Commercially treated seed.
NipSit 5FS	5.1–6.4 oz/cwt	–	–	–	
imidacloprid (CN) Gaucho 480	8 oz/cwt	–	–	–	Can be applied on farm or treated commercially.
thiamethoxam (CN) Cruiser 5FS	5.1 oz/cwt	–	–	–	Commercially treated seed.
<b>In Furrow, Banded, or T-Banded</b>					
terbufos (OP) Counter 15G	7 oz/1000 row ft	–	–	–	7 oz/1000 feet of row for any row spacing (minimum 20-inch row spacing).

Soil insect pests such as **WIREWORMS, SEED CORN MAGGOTS, WHITE GRUBS, SOUTHERN CORN ROOTWORMS, AND CUTWORMS** can attack grain sorghum. You can reduce them with cultural practices and by planting into weed-free fields. Fields recently taken out of pasture or sod production are often infested with white grubs and wireworms. Consider seed treatments or soil insecticides at planting for fields at risk. Gaucho, Cruiser, and Poncho seed treatments are labeled for use on grain sorghum. Foliar insecticides are recommended for postemergence cutworm control.

Occasionally **FIRE ANTS** feed on the seed or seedlings shortly after planting. These problems tend to be more common in reduced tillage fields, heavy clay soils, and under dry conditions. This is usually a result of poor planting conditions where the furrow was not completely closed, allowing access to the seed and the germinating plants. Seed treatments provide effective control.

**Cutworm**



Insecticide	Amount of Formulation per Acre	Pounds Active Ingredient per Acre	Acres 1 Gallon or 1 Pound Dry Will Treat	PHI (days)	Comments
<b>In-Furrow, Banded, or T-Banded</b>					
<b>Foliar Treatments</b>					
$\beta$ -cyfluthrin (P) Baythroid XL 1EC	2.0–2.8 oz	0.019–0.022	64–45.7	14	
carbaryl (C) Sevin 80S	1.25–2.5 lb	1–2	0.8–0.4	21	Use ground equipment with a directed spray at lower third of plant and 20–30 gallons of water per acre.
Carbaryl 4L	1–2 qt	1–2	4–2	21	
Sevin XLR Plus 4L	1–2 qt	1–2	4–2	21	
chlorpyrifos (OP) Nufos 4E	16–32 oz	0.5–1.0	8–4	21	Ground application only in Mississippi.
cyfluthrin (P) Tombstone 2EC	2.0–2.8 oz	0.038–0.044	64–45.7	21	

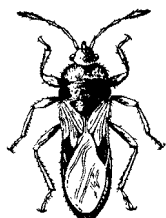


## Cutworm



Insecticide	Amount of Formulation per Acre	Pounds Active Ingredient per Acre	Acres 1 Gallon or 1 Pound Dry Will Treat	PHI (days)	Comments
<b>esfenvalerate (P)</b>					
Adjourn 0.66EC	5.8–9.6 oz	0.03–0.05	22–13	21	
Asana XL 0.66EC	5.8–9.6 oz	0.03–0.05	22–13	21	
<b>γ-cyhalothrin (P)</b>					
Declare 1.25EC	1.54 oz	0.015	83	45	
<b>λ-cyhalothrin (P)</b>					
Warrior II 2.08CS	1.92 oz	0.03	66.7	18	
Lambda-Cy 1EC	3.84 oz	0.03	33.3	18	
Silencer 1EC	3.84 oz	0.03	33.3	18	
Warrior Z 1CS	3.84 oz	0.03	33.3	18	
<b>Z-cypermethrin (P)</b>					
Mustang Max 0.8EC	3.2–4.0 oz	0.02–0.025	40–32	21	

## Chinch Bug



Insecticide	Amount of Formulation per Acre	Pounds Active Ingredient per Acre	Acres 1 Gallon or 1 Pound Dry Will Treat	PHI (days)	Comments
<b>Seed Treatments</b>					
<b>clothianidin (CN)</b>					
Poncho 600	5.1–6.4 oz/cwt	–	–	–	Commercially treated seed.
<b>imidacloprid (CN)</b>					
Gaucho 480	8 oz/cwt	–	–	–	Can be applied on farm or treated commercially.
<b>thiamethoxam (CN)</b>					
Cruiser 5FS	5.1 oz/cwt	–	–	–	Commercially treated seed.
<b>In Furrow, Banded, or T-Banded</b>					
<b>terbufos (OP)</b>					
Counter 15G	7 oz/1000 row feet	–	–	–	
<b>Foliar Treatments</b>					
<b>Z-cypermethrin (P)</b>					
Mustang Max 0.8EC	3.2–4.0 oz	0.02–0.025	40–32	–	

**CHINCH BUG** adults are black and white with whitish wings marked by a dark triangle on the outer margins. Nymphs are bright red but darken with maturity.

**DAMAGE:** The nymphs and adults have piercing-sucking mouthparts and cause damage by removing plant sap. Hot, dry weather favors chinch bug buildup. When scouting, check the base of the seedlings, behind the leaf collars, and the soil around the base of the plant. Use ground equipment with sprays directed at the lower third of the plant and 20 to 30 gallons of water per acre.

**THRESHOLD:** Treat when you find two or more adult chinch bugs on 20 percent of seedlings less than 6 inches tall.



***Sugarcane  
Aphid***

Insecticide	Amount of Formulation per Acre	Pounds Active Ingredient per Acre	Acres 1 Gallon or 1 Pound Dry Will Treat	PHI (days)	Comments
Foliar Sprays					
flupyradifurone (BU) Sivanto Prime 1.67L	4–7 oz	0.05–0.09	32–18.3	21	
sulfoxaflor (CN) Transform 50WG	0.75–1.5 oz	0.023–0.047	21–11	14	Do not make more than two applications per year.

The **SUGARCANE APHID** can be a very damaging pest of grain sorghum. Numbers can increase rapidly upon initial infestation. **THRESHOLD:** Treatment is essential when populations reach 25 to 30 percent infested plants with localized areas of honeydew and high populations.

***Bird-  
Cherry  
Oat Aphid,  
Corn Leaf  
Aphid, and  
Greenbug***

Insecticide	Amount of Formulation per Acre	Pounds Active Ingredient per Acre	Acres 1 Gallon or 1 Pound Dry Will Treat	PHI (days)	Comments
Seed Treatments					
clothianidin (CN) Poncho 600	5.1–6.4 oz/ cwt	–	–	–	Commercially treated seed.
imidacloprid (CN) Gaucho 480	8 oz/cwt	–	–	–	Can be applied on farm or treated commercially.
thiamethoxam (CN) Cruiser 5FS	5.1 oz/cwt	–	–	–	Commercially treated seed.

The **BIRD-CHERRY OAT APHID** is broadly oval, and its color ranges from mottled yellowish or olive green to greenish-black. Often reddish patches are around the bases of the cornicles. The antennae are entirely black, but the legs and cornicles are green with black tips.

**DAMAGE:** Nymphs and adults of the bird-cherry oat aphid extract plant sap from the leaves of small grains. There is no obvious toxin associated with its feeding, and damage symptoms are not readily apparent. Chemical control is rarely justified for the bird-cherry oat aphid.

The **CORN LEAF APHID** is dark blue-green and about the size of a greenbug or slightly smaller. Its legs, antennae, and cornicles are entirely black. It has the typical pear shape of aphids.

**DAMAGE:** The corn leaf aphid is less injurious than the greenbug, primarily because it does not inject a toxin during feeding. This aphid commonly feeds in the whorl of the plant, where it often becomes extremely abundant and may fill the whorl of the middle leaf. Feeding causes a yellowish mottling on the leaves. Some marginal leaf necrosis may be associated with corn leaf aphid feeding, but this is likely the symptom of maize dwarf mosaic virus, which this aphid transmits. In rare instances, corn leaf aphids stunt plants, interfere with panicle extension, and, if abundant in the panicle, may affect harvest. Heavy infestations during seedling stage may cause death of the plant and stand loss. Chemical control of this aphid is rarely justified.

Mature female **GREENBUGS** are approximately 1/16-inch long, with the typical pear shape of aphids. They are pale green with a dark stripe down the middle of the back. The legs and cornicles are also green, except for the tips that are usually black.

**DAMAGE:** Greenbugs injure small grains and sorghum three ways: 1) sap is extracted with piercing-sucking mouthparts, depriving the plant of nutrients and water; 2) a toxin is injected during feeding, causing disruption of cell walls and necrosis of tissue; 3) viruses such as barley yellow dwarf or maize dwarf mosaic may be transmitted, or plants may be predisposed to other diseases such as charcoal rot of sorghum. Greenbug infestations in small grains are often first detected by the red-spotted, yellowish, or orange leaves that appear on a few plants in localized areas of the field. Greenbugs often feed in colonies on the undersides of the lower leaves and stems of small grains but may feed on plant parts at or slightly below the soil surface. Seedling sorghum is very susceptible to greenbug injury and may turn yellow or reddish when infestations are light. Seedling death may result from extensive feeding. On larger plants, feeding results in stunted plants and kernel-weight reductions.

**THRESHOLD:** When plants are 6 inches or less, treat when greenbug colonies appear on lower leaf surfaces. When plants are 6 inches tall to pre-boot, treat before any leaves are killed. When plants are pre-boot and larger, treat when more than two lower leaves die.

## Whorl/ Head Feeders

Insecticide	Amount of Formulation per Acre	Pounds Active Ingredient per Acre	Acres 1 Gallon or 1 Pound Dry Will Treat	PHI (days)	Comments
<b>Foliar Sprays</b>					
<b>carbaryl (C)</b> Sevin 80S Carbaryl 4L	1.25–2.5 lb 1–2 qt	1–2 1–2	0.8–0.4 4–2	21 21	
<b>chlorantraniliprole (D), λ-cyhalothrin (P)</b> Besiege 1.25CS	6–10 oz	–	21.3–12.8	30	
<b>chlorantraniliprole (D)</b> Prevathon 0.43SC Vantacor 5SC	14–27 oz 1.2–2.5 oz	0.047–0.09 0.047–0.098	9–4.7 106.6–51.2	1 1	
<b>methomyl (C)</b> Lannate 2.4LV	12–24 oz	0.225–0.45	10.7–5.3	14	For control of armyworms and webworms. Use higher rates (1.5 pt/ac) for webworms.
<b>novaluron (IGR)</b> Diamond 0.83EC	9–12 oz	0.06–0.08	14.2–10.7	14	
<b>HaNPV (B)</b> Heligen	1.0–1.6 oz	–	128–80	0	1.0 oz for small larvae (≤0.3 inch) with ≤10/25 sweeps. 1.6 oz for medium larvae (≤0.5 inch) with ≤10/25 sweeps. Do not apply to larvae >0.5 inch. Larvae stop feeding within 1–3 days and die within 3–9 days depending upon temperature. Larvae that die from HaNPV will release huge amounts of virus to cause secondary infection. <b>This product controls <i>only</i> bollworms.</b>
<b>spinosad (SPN)</b> Blackhawk 36WG	1.7–3.3 oz	0.038–0.074	9.4–4.8	21	

Due to resistance, pyrethroids are no longer recommended for bollworm control.

**CORN EARWORM/FALL ARMYWORM:** Corn earworm larvae range from light green to brown to almost black, with light stripes and dark stripes running lengthwise of the body. The head capsule is usually orange. The most common feature of fall armyworm larvae is the inverted Y-shaped mark on the front of the head and longer hairs coming from black spots (tubercles) on the body.

**DAMAGE:** “Whorlworms” refers to worms found feeding in the whorl of sorghum plants before bloom. Damage may be caused by corn earworms, fall armyworms, southwestern corn borers, and European corn borers. All of these pests may be in the same field and at the same time. Whorl feeding appears as ragged shot-holes in the leaves. Plants can withstand considerable damage in the whorl stage. Crop loss will occur when heavy infestations cause “deadheart” or severe stunting of plants. When worms infest young plants shorter than 24 inches, the center of the plant may be killed.

**THRESHOLD: Whorl:** Treatment for worms in the whorl is rarely needed. Treat for corn earworms or fall armyworms when plants average 75 to 100 percent infestation of either species. **Head:** Treat when corn earworms or fall armyworms average one per head either alone or in combination.

The **SORGHUM WEBWORM** larval stage ranges from pale green to tan and is thickly covered with spines and hairs. The back has four red to brown longitudinal stripes. In Louisiana, sorghum webworms have developed resistance to pyrethroid insecticides. To date, Mississippi has no reports or documented cases. If you experience a lack of control with pyrethroids, we recommend that you switch to a different class of chemistry.

**DAMAGE:** Larvae feed on the individual grain kernels and consume the contents, leaving the outside hull only.

**THRESHOLD:** Treat when you find an average of five small larvae per head.

**Southwest-  
ern Corn  
Borer**

Insecticide	Amount of Formulation per Acre	Pounds Active Ingredient per Acre	Acres 1 Gallon or 1 Pound Dry Will Treat	PHI (days)	Comments
<b>Foliar Treatments</b>					
<b>β-cyfluthrin (P)</b> Baythroid XL 1EC	1.3–2.8 oz	0.010–0.022	98–45.7	14	
<b>chlorantraniliprole (D)</b> Prevathon 0.43SC	14–27 oz	0.047–0.09	9–4.7	1	
<b>chlorantraniliprole (D), λ-cyhalothrin (P)</b> Vantacor 5SC	1.2–2.5 oz	0.047–0.098	106.6–51.2	1	
<b>chlorantraniliprole (D), λ-cyhalothrin (P)</b> Besiege 1.25SC	6–10 oz	–	21.3–12.8	21	
<b>cyfluthrin (P)</b> Tombstone 2EC	1.3–2.8 oz	0.020–0.044	98–45.7	21	
<b>deltamethrin (P)</b> Delta Gold 1.5EC	1.3–1.9 oz	0.015–0.022	98.5–67	21	
<b>γ-cyhalothrin (P)</b> Declare 1.25EC	1.02–1.54 oz	0.01–0.015	125–83	30	
<b>λ-cyhalothrin (P)</b> Warrior II 2.08CS	1.28–1.92 oz	0.02–0.03	100–66.7	30	
Lambda-Cy 1EC	2.56–3.84 oz	0.02–0.03	50–33	30	
Silencer 1EC	2.56–3.84 oz	0.02–0.03	50–33	30	
Warrior Z 1CS	2.56–3.84 oz	0.02–0.03	50–33	30	
<b>spinosad (SPN)</b> Blackhawk 36WG	1.7–3.3 oz	0.038–0.074	9.4–4.8	21	
<b>Z-cypermethrin (P)</b> Mustang Max 0.8EC	1.76–4.0 oz	0.011–0.025	72.7–32	14	

All mature **SOUTHWESTERN CORN BORER** larvae are dull white with a regular pattern of black spots, except for overwintering larvae. Time treatments before larvae begin to bore into the stalk. Once larvae enter the stalk, you cannot control them.

**DAMAGE:** SWCB larvae feed on the leaf tissue for 7–10 days before boring into the plant. After entering the stalk, larvae tunnel throughout the stalk, disrupting movement of water and nutrients. As in corn, third-generation SWCB girdle the plants in preparation of overwintering and could cause lodging of the plants and increase risks associated with disease development. SWCB can be detrimental to late-planted or double-cropped grain sorghum.

**TREATMENT:** Economic thresholds for SWCB in grain sorghum are not well defined. If treatments are warranted, applications must be made before larvae enter the stalk to be effective.

## Sorghum Midge

Insecticide	Amount of Formulation per Acre	Pounds Active Ingredient per Acre	Acres 1 Gallon or 1 Pound Dry Will Treat	PHI (days)	Comments
<b>Foliar Treatments</b>					
<b>β-cyfluthrin (P)</b> Baythroid XL 1EC	1.0–1.3 oz	0.008–0.01	128–98.5	14	
<b>chlorantraniliprole (D), λ-cyhalothrin (P)</b> Besiege 1.25CS	5–6 oz	–	16 – 21	21	
<b>cyfluthrin (P)</b> Tombstone 2EC	1.0–1.3 oz	0.015–0.022	128–98.5	21	
<b>deltamethrin (P)</b> Delta Gold 1.5EC	1.3–1.9 oz	0.125–0.25	98.5–67.4	21	
<b>dimethoate (OP)</b> Dimethoate 4EC	4–8 oz	0.015–0.03	32–16	28	
<b>esfenvalerate (P)</b> Adjourn 0.66EC	2.9–5.8 oz	0.015–0.03	44–22	21	
Asana XL 0.66EC	2.9–5.8 oz	0.0075–0.0125	44–22	21	
<b>γ-cyhalothrin (P)</b> Declare 1.25EC	0.77–1.28 oz	0.015–0.02	166–100	30	
<b>λ-cyhalothrin (P)</b> Warrior II 2.08CS	0.96–1.28 oz	0.015–0.02	133.3–100	30	
Lambda-Cy 1EC	1.92–2.56 oz	0.015–0.02	66.7–50	30	
Silencer 1EC	1.92–2.56 oz	0.015–0.02	66.7–50	30	
Warrior Z 1CS	1.92–2.56 oz	0.015–0.02	66.7–50	30	
<b>methomyl (C)</b> Lannate 2.4LV	12–24 oz	0.225–0.45	10.7–5.3	14	
<b>Z-cypermethrin (P)</b> Mustang Max 0.8EC	1.28–4.0 oz	0.008–0.025	100–32	14	

**SORGHUM MIDGE** larvae overwinter inside cocoons spun within the spikelets of sorghum, Johnsongrass, or other host-plant residue. Time and percentage of emergence in the spring are influenced by temperature, cultural practices, and other factors.

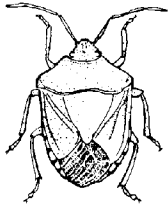
The adult sorghum midge is a small orange fly. The edges of its wings appear fringed under magnification. The female lives 1 day, laying 30 to 120 eggs, one at a time, in the glume. About 90 percent of the eggs are laid during the 4 days after plant-head emergence. The life cycle of the midge requires approximately 14 to 18 days. The male midge lives only a few hours.

**DAMAGE:** Sorghum is susceptible to damage from the midge only during the bloom period. Once blooming begins, an individual head is susceptible to damage for 4 to 9 days. Adult midges do not damage the grain. Females deposit eggs between the glumes of a floret. Larvae destroy the seed, resulting in blanks or shriveled seed coats that appear discolored. Heads with severe damage appear small and compressed with blank areas. Planting grain sorghum between April 15 and May 10, as uniformly as possible (depth and date), helps control sorghum midges.

**THRESHOLD:** Treat when you find one adult midge per head when fields reach 20 to 30 percent bloom. Scout fields daily during the bloom period from midmorning until shortly after noon. Make midge applications as early in the morning or late in the evening as possible to avoid foraging honey bees during pollen shed.



## Stink Bug



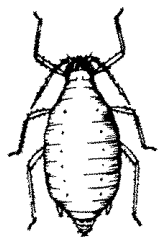
Insecticide	Amount of Formulation per Acre	Pounds Active Ingredient per Acre	Acres 1 Gallon or 1 Pound Dry Will Treat	PHI (days)	Comments
<b>Foliar Treatments</b>					
<b>β-cyfluthrin (P)</b> Baythroid XL 1EC	1.3–2.8 oz	0.010–0.022	98–45.7	14	
<b>chlorantraniliprole (D), λ-cyhalothrin (P)</b> Besiege 1.25CS	6–10 oz	–	21.3–12.8	21	
<b>cyfluthrin (P)</b> Tombstone 2EC	1.3–2.8 oz	0.018–0.022	98–45.7	21	
<b>deltamethrin (P)</b> Delta Gold 1.5EC	1.5–1.9 oz	0.01–0.015	85–71	21	
<b>γ-cyhalothrin (P)</b> Declare 1.25EC	1.02–1.54 oz	0.02–0.03	125–83	45	
<b>λ-cyhalothrin (P)</b> Warrior II 2.08CS	1.28–1.92 oz	0.02–0.03	100–66.7	18	
Lambda-Cy 1EC	2.56–3.84 oz	0.02–0.03	50–33	18	
Silencer 1EC	2.56–3.84 oz	0.02–0.03	50–33	18	
Warrior Z 1CS	2.56–3.84 oz	0.02–0.03	50–33	18	
<b>Z-cypermethrin (P)</b> Mustang Max 0.8EC	1.76–4.0 oz	0.011–0.025	72.7–32	14	

Several species of “bugs,” including **STINK BUGS**, attack grain sorghum during grain fill. These bugs are sometimes referred to as panicle-feeding bugs. Feeding can affect grain quality and yield. Sorghum is most susceptible when the grain is in the milk and soft dough stages.

**THRESHOLD:** Treat when fields average four to five stink bugs per head.

# WHEAT INSECT MANAGEMENT

## Aphid



Insecticide	Amount of Formulation per Acre	Pounds Active Ingredient per Acre	Acres 1 Gallon or 1 Pound Dry Will Treat	PHI (days)	Comments
<b>Seed Treatments</b>					
clothianidin (CN) Nipsit	0.75–1.79 oz/cwt	–	–	–	Commercially treated seed.
imidacloprid (CN) Gaucho XT	3.4–4.5 oz/cwt	–	–	–	Can be applied on farm or treated commercially.
thiamethoxam (CN) Cruiser Maxx Vibrance Cereals	5.0–10.0 oz/cwt 5.0–10.0 oz/cwt	– –	– –	– –	Commercially treated seed.
<b>Foliar Treatments</b>					
dimethoate (OP) Dimethoate 4EC	8–12 oz	0.25–0.38	16–10.67	35	
methomyl (C)* Lannate LV 2.4	12–24 oz	0.225–0.45	10.7–5.3	7	
β-cyfluthrin (P) Baythroid XL 1EC	1.8–2.4 oz	0.014–0.019	71.11–53.33	30	
γ-cyhalothrin (P) Declare 1.25EC	1.54 oz	0.015	80	30	
λ-cyhalothrin (P) Warrior II 2.08CS	1.28–1.92 oz	0.02–0.03	100–66.7	30	
Z-cypermethrin (P) Mustang Max 0.8EC	3.2–4.0 oz	0.02–0.025	40–32	14	

\*Use extra caution when handling these insecticides.

Several **APHIDS** feed on the leaves and grain heads of wheat. These pests are significant because they can transmit diseases to the plant such as barley yellow dwarf virus (BYD), in addition to the damage their feeding habits cause. Adult aphids are only about 1/8-inch long, and adults may or may not have two pairs of nearly transparent wings.

The **BIRD CHERRY-OAT APHID** is dark green and transmits BYD. This is usually the most common aphid in wheat.

The **CORN LEAF APHID** is bluish-green, and all of its legs, cornicles, and antennae are black.

The **RICE ROOT APHID** occurs on the roots of wheat and has been known to transmit BYD.

**THRESHOLD:** No thresholds have been established in Mississippi for corn leaf, oat-bird cherry, or rice root aphids. Treat when heavy populations are causing leaves to dry up and die in several places in the field. You can use an insecticide seed treatment such as Gaucho or Cruiser to reduce spread of BYD. Data suggest that early-planted wheat is most likely to benefit from seed treatments. Foliar insecticide applications in the fall can also reduce the spread of BYD, but you must make them before aphid populations are already established in the field. Also, note that, in Mississippi, many aphid flights can occur throughout the season, and insecticides cannot always prevent BYD.

**GREENBUG APHIDS** are pale green and usually have a dark green stripe down the back of their wingless backs. The tips of the legs and cornicles are black, and the antennae are mostly black. This aphid injects a toxin while feeding, which can cause leaves to turn yellow or brick-red around the feeding site, causing the leaves to die.

**THRESHOLD:** When plants are 4 to 6 inches tall, treat when there are 50 aphids per linear foot. When plants are 6 to 10 inches, treat when there are 200 aphids per linear foot. When plants are 18 to 20 inches, treat when there are 300 aphids per linear foot. When plants are 30 inches or taller, treat when there are 800 aphids per linear foot.

## Armyworm

Insecticide	Amount of Formulation per Acre	Pounds Active Ingredient per Acre	Acres 1 Gallon or 1 Pound Dry Will Treat	PHI (days)	Comments
<b>Foliar Treatments</b>					
<b>carbaryl (C)</b> Sevin XLR Plus 4F	1–1.5 qt	1–1.5	4–2.7	48	
<b>methomyl (C)*</b> Lannate LV 2.4	12–24 oz	0.225–0.45	10.6–5.3	7	
<b>spinosad (SPN)</b> Blackhawk 36WG	1.7–3.3 oz	0.04–0.074	9.4–4.8	21	
<b>β-cyfluthrin (P)</b> Baythroid XL 1EC	1.8–2.4 oz	0.014–0.019	71.11–53.33	30	
<b>γ-cyhalothrin (P)</b> Declare 1.25EC	1.02–1.54 oz	0.01–0.015	125.5–83	30	
<b>λ-cyhalothrin (P)</b> Warrior II 2.08CS	1.28–1.92 oz	0.02–0.03	100–66.7	30	
<b>Z-cypermethrin (P)</b> Mustang Max 0.8EC	3.2–4.0 oz	0.02–0.025	40–32	14	

\*Use extra caution when handling these insecticides.

**ARMYWORMS** can be serious pests of wheat when populations reach large numbers. They get their name from their migrating habit, since they sometimes start at one portion of the field and devour everything in their path.

Damaging infestations of **TRUE ARMYWORMS** normally occur in the spring. Mature larvae are smooth (almost hairless) and greenish-brown to reddish-brown, with a dark stripe along each side. A broad dorsal stripe runs down the length of the back. This species differs from the fall armyworm by having a dark lateral band on the outer portion of each proleg. Besides feeding on foliage, larvae sometimes cut the heads of maturing wheat plants.

The **FALL ARMYWORM** is normally a pest of early-planted seedling wheat in the fall. These insects can completely defoliate a wheat field when populations are very high. This insect differs from the true armyworm by having a prominent inverted “Y” on the front of its head and no dark bands on the outer part of its prolegs.

**THRESHOLD:** Consider treating for fall armyworms when five or more larvae are present per square foot. For true armyworms, use a threshold of five to six larvae per square foot if wheat is still in the milk stage. Once past the milk stage, wheat can tolerate higher populations, and treatment is not usually recommended unless larvae are cutting wheat heads.

## Cereal Leaf Beetle

Insecticide	Amount of Formulation per Acre	Pounds Active Ingredient per Acre	Acres 1 Gallon or 1 Pound Dry Will Treat	PHI (days)	Comments
<b>Foliar Treatments</b>					
<b>carbaryl (C)</b> Sevin XLR Plus 4F	32 oz	1.0	4	48	
<b>methomyl (C)*</b> Lannate LV 2.4	12–24 oz	0.225–0.45	10.7–5.3	7	
<b>spinosad (SPN)</b> Blackhawk 36WG	1.1–3.3 oz	0.025–0.074	14.5–4.8	21	
<b>β-cyfluthrin (P)</b> Baythroid XL 1EC	1–1.8 oz	0.008–0.014	128–71.11	30	
<b>γ-cyhalothrin (P)</b> Declare 1.25EC	1.02–1.54 oz	0.01–0.015	125.5–83	30	
<b>λ-cyhalothrin (P)</b> Warrior II 2.08CS	1.28–1.92 oz	0.02–0.03	100–66.7	30	
<b>Z-cypermethrin (P)</b> Mustang Max 0.8EC	1.76–4.0 oz	0.011–0.025	72.7–32	14	

\*Use extra caution when handling these insecticides.

**CEREAL LEAF BEETLES** are pests of wheat, oats, barley, and other cereal crops, but they are not common in Mississippi. The larvae are pale yellow and soft-bodied, but because they are normally covered with their fecal material, they have a dark, gooey, shiny appearance. Adults are shiny, black beetles with red legs and thorax, approximately  $\frac{3}{16}$ -inch long. Adults and larvae skeletonize the leaf tissue between the veins.

**THRESHOLD:** Check 10 plants per sample site for larvae and adults. Treatment is necessary if one larva or adult is present per stem.

**HESSIAN FLIES** have been responsible for tremendous wheat losses in the past. Hessian fly larvae feed on stems at the base of plants, hidden behind the leaf sheaths. Larvae are reddish at first emergence and turn white or greenish-white. Larvae are shiny and legless, resembling small grains of rice, and are approximately  $\frac{1}{4}$ -inch long when fully grown. The pupae, or flax seed stage, are brown but otherwise similar to the larvae. Mississippi typically does not have significant problems with this pest, but early-planted wheat is susceptible to infestation. Planting after the “fly-free date” (see recommended planting dates below) greatly reduces the chance for serious Hessian fly infestations. Also, avoid planting wheat as a cover crop before the fly-free date. Volunteer wheat is a good fall host for this pest, and any volunteer wheat should be destroyed before September. Plowing under wheat stubble after harvest may help reduce subsequent infestations in the fall. Some varieties are available with resistance to Hessian flies, but no varieties have adequate resistance to all Hessian fly biotypes.

**THRESHOLD:** Foliar-applied insecticides are difficult to time and only marginally effective. Plant after the fly-free date, and use resistant varieties if they are available. Resistant varieties may help suppress Hessian fly populations, although no varieties provide adequate resistance to Biotype L. Insecticide seed treatments (Cruiser and Gaucho) provide some suppression of fall infestations of Hessian flies.

**STINK BUGS** are often found in heading wheat but rarely cause an economic concern. Control is only warranted if numbers exceed one stink bug per 10 heads until soft dough stage. After soft dough stage, do not treat.

### Recommended Mississippi Wheat Planting Dates

North and Central Mississippi: October 15–November 10  
South Mississippi: November 1–November 25

Mississippi Delta: October 20–November 15  
Coastal: November 15–December 10



# SWEETPOTATO INSECT MANAGEMENT

## Objective

To lessen the impact of pests and pest control costs:

- Scout fields regularly, and make careful counts of insect pest populations.
- Use all available, practical noninsecticidal IPM tools.
- Apply insecticides promptly when needed.
- Use the most cost-efficient insecticide recommended for the target pest, and target applications against the most susceptible stage of development.
- Follow recommended guidelines for practicing insecticide-resistance management.

Before deciding to treat and before choosing the insecticide, consider such factors as the potential to intensify secondary pest problems and insecticide resistance.

## Warning

Information in this guide is provided for educational and planning purposes only. When using agricultural chemicals, you, the user, are responsible for ensuring that the intended use complies with current regulations and conforms to the product label. Before applying any insecticide, be sure to obtain current information about usage, and read and follow the product label.

## Precautions

Before using a pesticide, read the label carefully. Follow the directions, and heed all precautions on the pesticide container label. Observe all regulations on worker protection and pesticide record-keeping. Store pesticides in original containers, safely away from livestock, pets, and children. Store pesticides in an area where they will not contaminate food or feed.

## Integrated Pest Management

Successful, economical control of insect pests requires using a variety of control methods rather than relying just on one method of control, such as scheduled insecticide use. Integrated pest management (IPM) refers to this multi-tactic approach to insect control. Current insect control recommendations are based on the IPM concept. Insecticides are a key part of sweetpotato IPM, but sustained economical insect control relying solely on insecticides is not possible in Mississippi. The objective of sweetpotato IPM is to use all available, practical nonchemical methods of suppressing insect populations; to monitor pest populations closely; and when scouting indicates that pest populations are greater than economic thresholds, to integrate insecticides into the system to optimize crop production and minimize ecosystem disruption.

Management tactics applied against one pest may be favorable or unfavorable to the development of other pests in the system. Thus, an overall IPM program must consider these types of long-term effects, because they greatly influence the ability of Mississippi growers to maintain economical production. Many IPM components must be used to manage insect pests effectively. These include managing for early crop maturity, various cultural practices, insecticide resistance management, using economic thresholds, thorough scouting, and timely application of insecticides when needed.

## Scouting

Proper scouting is the backbone of an effective insect management program. The goal of any scouting program should be to minimize insecticide use and insect control costs by avoiding unnecessary treatments and by properly timing required treatments. Effective scouting requires spending adequate time in the field and taking enough samples to make an accurate decision on whether or not treatment is required. Frequency of scouting is critical. During most of the growing season, scout fields thoroughly every 3 to 4 days, and allow enough time in the scouting schedule to allow spot checks more often when necessary.

## Sampling Equipment

**Bugvac:** You can use a shredder, vacuum, or leaf blower as a bugvac. Insert a 4.75-inch diameter plastic cup with the bottom replaced by a fine mesh (100 mesh) nylon screen into the end of the vacuum tube. Move the suction opening back and forth within the plant canopy to vacuum plants as you walk briskly along. Count the insects every 25 feet of row, but thresholds are expressed as numbers of insects per 100 feet of row.

**Sweep net:** We recommend a standard 15-inch diameter sweep net of heavy construction. Sweep nets are available from commercial sources. Count the insects every 25 sweeps, but thresholds are expressed as numbers of insects per 100 sweeps.

## Thresholds

Making insect management decisions based on established treatment thresholds rather than applying treatments based on schedules or presence or absence of pests is a proven method of reducing insect management costs. Effective use of thresholds requires frequent, intensive scouting to obtain accurate estimates of populations of various pest species that may be in a field.

The treatment threshold is the pest population level at which you must treat to avoid economic loss that would be greater than the cost of the treatment. Thresholds can vary, depending on species of pest present, stage of crop development, yield potential of crop, cost of the treatment, price of crop, populations of other pests present, number of beneficial insects, potential for flaring secondary pests, ability to control secondary pests, and a variety of other factors. While the thresholds recommended in this guide vary according to pest species and stage of crop development, fixed thresholds cannot fully consider the many other factors that can influence a treatment decision. Although the thresholds recommended in this guide are generally somewhat conservative (quick to treat), factors such as multiple pest species could indicate a need to reduce thresholds. Likewise, factors such as high beneficial insect populations, risk of flaring difficult to control secondary pests, high treatment costs, and low price potential could indicate a need to use higher thresholds.

## **General Practices**

Conduct tillage or herbicide operations to destroy vegetation at least 4 weeks before planting. Preplant insecticides do not control the entire growing season but may significantly protect from some soil insects much of the season. Apply preplant insecticides as close to the time of planting as the preharvest interval (PHI) allows. Make layby applications before canopy closure, preferably at last cultivation. Rotating foliar products helps manage insecticide resistance. Adequate coverage can be difficult but is essential with most products. Best results from contact insecticides are with application volumes of 5 to 10 gpa, using hollow-cone nozzles. Do not use herbicide nozzles (low-drift nozzles or other types that produce large droplets) to apply insecticides.

Sweetpotato fields near pastures or hay fields appear to be more at risk for sugarcane beetle infestations. Planting more productive fields (fields with higher yield potential) first and harvesting them as soon as possible may allow these fields to be harvested before sugarcane beetle infestations get severe.

## **Biological Control**

Mississippi producers are fortunate to have a wide array of naturally occurring biological control agents that play an important role in managing pest populations. Together, these biological control agents are the primary method of controlling insect pests in Mississippi. Often the full economic value of these biological agents is not recognized or appreciated. Severe outbreaks resulting in high levels of crop loss or unusually high control costs seldom occur unless natural control has been disrupted. Profitable production would not be possible in Mississippi without these biological control agents that include predators such as big-eyed bugs, lady beetles, spiders, minute pirate bugs; and parasites. To gain the maximum economic benefit from the control provided by these natural control agents, growers need to know which species are beneficial, how to identify these species, which pests they attack, what factors enhance their usefulness, when they are most useful, and when they may not provide effective control.

Predators and parasites can often prevent a pest population from reaching treatable levels, and the control they provide is often cheaper, better, and longer-lasting than insecticides. Scouts and producers should be aware of population levels of naturally occurring predators and parasites and should recognize that treatment thresholds can often be increased when predator and population levels are high. Certain cultural practices may favor populations of specific predators (for example, fire ants and reduced tillage). When insecticide treatment is necessary, it is often possible to select treatments that have little impact on populations of certain beneficial insects while still providing control of the target pest.

## **Insecticide Resistance and Resistance Management**

Insecticide resistance is the increased tolerance to a particular insecticide by a pest population to the point the insecticide no longer controls effectively. Resistance develops as a result of repeated or continuous exposure of a pest population to a particular insecticide or class of insecticides. Following an insecticide application, the death rate for susceptible insects is considerably higher than the death rate of resistant insects. Thus the numbers of resistant insects increase, and the frequency of resistance genes is increased in the next generation. If the same insecticide or class of insecticide is used against the next generation of pests, the level of resistance increases even more. At first the number of resistant individuals within a population may be extremely low, one individual in every 10,000 or more, and loss in efficiency is very small. But with repeated use of the same insecticide or class of insecticides, the percent of the population composed of resistant insects becomes great enough that efficacy declines and field control fails.

Resistance is costly to producers because it results in the need to increase insecticide rates, shorten treatment intervals, use expensive mixtures of insecticides, or use more costly alternative insecticides to keep effective control. Reduced control means increased yield losses, which can further reduce profits. In the absence of effective treatment alternatives, outbreaks of resistant pests can result in disastrous levels of crop destruction.

Insecticide resistance management is a plan of insecticide use that limits exposure of a pest population to a particular class of insecticide chemistry to prolong the useful life of that insecticide or class of insecticides. It is important to note that the goal of resistance management is not necessarily to prevent resistance from ever occurring, but to slow the development of resistance. To be most effective, resistance management must be started before resistance is evident (while the frequency of resistant genes is very low) rather than waiting until resistance is evident in the field (frequency of resistance is high). Because many insects can readily move from farm to farm, resistance management efforts are most effective when all producers in a large geographic area practice them.

With foliar insecticides, selection for resistance may occur whenever an insecticide is used, simply because the pests that survive exposure to the treatment are more likely to be resistant. Thus, the proportion of the pest population that carries genes for resistance to a particular insecticide is higher after that insecticide has been applied. With foliar insecticides, resistance can be delayed by not exposing successive generations of pests to insecticides from the same class. Rotating different classes of insecticides against different generations of pests is an effective resistance management tool because insects resistant to one class of chemistry are often susceptible to insecticides from a different class. This provides immediate benefits in terms of improved control as well as long-term benefits in terms of reduced selection for resistance.

## Responding to Control Failures

Key considerations and responses following suspected insecticide failures:

1. Don't panic! Do not automatically assume that the presence of live insects following an insecticide application is the result of an insecticide failure.
2. Examine the possible reasons unsatisfactory control may have occurred. Control decisions should consider a wide range of variables that influence insecticide efficacy and damage potential: species complex, population density and age structure, application timing, insecticide dosage rate, application methods and carriers, treatment evaluation timing, need for multiple applications, environmental conditions, and levels of insecticide resistance.
3. Under continuous pressure, multiple insecticide applications are required to reduce crop damage. Against high, sustained infestations, multiple close-interval (3 to 5 days) applications of recommended economical treatments are often more effective than applications of expensive mixtures at high rates applied at longer intervals.
4. If you suspect a field failure is due to insecticide resistance, do not reapply the same insecticide at any rate. Change to another class of insecticides, or use mixtures of insecticides from different classes.

Caution: Recommendations of specific insecticides are based on information on the manufacturer's label and performance in a limited number of efficacy trials. Because levels of insecticide resistance, environmental conditions, and methods of application by growers may vary widely, insecticide performance does not always conform to the safety and pest control standards indicated by experimental data.

Insecticides are not listed in order of their effectiveness. Effectiveness of a particular insecticide can vary greatly from field to field, depending on previous insecticide use, pest species, levels of resistance, and many other factors. Within a group of insecticides recommended for control of a specific pest, there often will be considerable variability in cost, effectiveness against the primary target pest, and secondary pests controlled. Growers must consider each of these factors as well as the need to rotate among different insecticide classes (for resistance management purposes) when selecting insecticides.

Insecticides with the same trade name may be available in many different formulations. Please be aware of the product formulations listed in these guidelines and know that they may differ from the formulated product on hand.

## Supplemental Information

Based on historical data, the following pests could be expected at different stages of plant development. This is a generalized statement; conditions may be different on specific farms or in specific seasons.

## Foliar Insecticide Application Recommendations

Adequate coverage can be difficult but is essential with most products. Best results from contact insecticides will be with application volumes of 5 to 10 gallons per acre. Apply foliar insecticides with hollow cone nozzles and do not exceed 12 gallons per acre application volume.

Stage of Plant Development	Insect Pests
Plant beds	Sweetpotato weevils, flea beetles, aphids, whiteflies
Planting to runner development	Wireworms, white grubs, root worms, flea beetle adults and larvae, whitefringed beetle larvae, cutworms, thrips
Canopy closure to full root development	Wireworms, root worms, white grubs, flea beetle larvae, caterpillars
Root maturity to harvest	Wireworms, root worms, white grubs, flea beetle larvae, sugarcane beetles, caterpillars
Post-harvest storage	Sweetpotato weevils, sugarcane beetles, fruit flies

**Sweetpotato Weevil**

Insecticide	Amount of Formulation per Acre	Pounds Active Ingredient per Acre	Acres 1 Gallon or 1 Pound Dry Will Treat	PHI (days)	Comments
<b>Soil Application</b>					
bifenthrin (P) Brigade 2EC	9.6–19.2 oz (at planting)	0.15–0.30	13.3–6.7	21	
Brigade 2EC	3.2–9.6 oz (at layby)	0.05–0.15	40–13.3	21	
bifenthrin (P) + imidacloprid (CN) Brigadier 2SC	5.1–7.7 oz	–	25.1–16.6	21	
carbaryl (C) Sevin 4F	32–64 oz	1–2	4–2	7	
clothianidin (CN) Belay 2.13SC	12 oz	0.2	10.7	–	
<b>Foliar Treatments</b>					
β-cyfluthrin (P) Baythroid XL 1EC	1.6–2.8 oz	0.013–0.022	80–45.7	0	
bifenthrin (P) Brigade 2EC	2.1–6.4 oz	0.033–0.10	60.6–20	21	
chlorantraniliprole (D) + λ-cyhalothrin (P) Besiege 1.25CS	6–9 oz	–	21.3–14.2	14	
cyfluthrin (P) Tombstone 2EC	1.6–2.8 oz	0.025–0.044	80–45.7	0	
phosmet (OP) Imidan 70WP	21.3 oz	0.93	0.75	7	

The **SWEETPOTATO WEEVIL** is a serious insect pest, but it rarely infests commercial fields in north Mississippi. The Bureau of Plant Industry has a monitoring program to detect sweetpotato weevils and a quarantine program to prevent this pest from infesting most Mississippi sweetpotato production areas. Producers with 3 or more acres in sweetpotato production must register with BPI for the monitoring program.

Beds are susceptible to sweetpotato weevil infestations. If you purchase slips, insist on weevil-free slips. Locate plant beds away from sweetpotato storage and last season’s production areas. Female weevils oviposit in stems near the soil line, so cut slips at least 2 inches above the soil to help prevent spreading weevils to production fields. Destroy plant beds as soon as you no longer need them. Weevils in the sweetpotato crop in most of Mississippi warrant regulatory action. If you catch one or more weevils in pheromone traps, the Bureau of Plant Industry will notify you of required treatments.

Foliar applications are effective only against adult sweetpotato weevils.

**Whitefly**

Insecticide	Amount of Formulation per Acre	Pounds Active Ingredient per Acre	Acres 1 Gallon or 1 Pound Dry Will Treat	PHI (days)	Comments
<b>Soil Application</b>					
imidacloprid (CN) Admire Pro 4.6SC	7–10.5 oz	0.25–0.38	18.3–12.2	125	
<b>Foliar Treatments</b>					
bifenthrin (P) + imidacloprid (CN) Brigadier 2SC	5.1–7.7 oz	–	25.1–16.6	21	



## Whitefly

Insecticide	Amount of Formulation per Acre	Pounds Active Ingredient per Acre	Acres 1 Gallon or 1 Pound Dry Will Treat	PHI (days)	Comments
flupyradifurone (BU) Sivanto Prime 1.67	10.5–14.0 oz	0.14–0.18	12.2–9.1	7	
imidacloprid (CN) Admire Pro 4.6SC	1.2 oz	0.043	106.7	7	
λ-cyhalothrin (P) + thiamethoxam (CN) Endigo ZC 2.06CS	4.5 oz	–	28.4	14	
novaluron (IGR) Rimon 0.83EC	12 oz	0.078	10.7	14	
spiromesifen (TA) Oberon 4SC	4–8 oz	0.125–0.25	32–16	7	
spirotetramat (TA) Movento 2SC	4–5 oz	0.06–0.08	32–25.6	7	
sulfoxaflor (SX) Transform 50WG	2.0–2.25 oz	0.063–0.071	8–7.1	7	

**WHITEFLIES** can transmit several viral diseases. Control of whiteflies infesting plant beds may reduce transfer of diseased plants to the field. Two species of whiteflies infest sweetpotatoes. The sweetpotato whitefly is more difficult to control than the bandedwinged whitefly.

**THRESHOLD:** Treat when colonies are present.

## Flea Beetle

Insecticide	Amount of Formulation per Acre	Pounds Active Ingredient per Acre	Acres 1 Gallon or 1 Pound Dry Will Treat	PHI (days)	Comments
<b>Soil Application</b>					
bifenthrin (P) Brigade 2EC	9.6–19.2 oz (at planting)	0.15–0.30	13.3–6.7	21	
Brigade 2EC	3.2–9.6 oz (at layby)	0.05–0.15	40–13.3	21	
clothianidin (CN) Belay 2.13SC	9–12 oz	0.15–0.2	14.2–10.7	–	
ethoprop (OP) Mocap 6EC	63–86 oz	3–4	2–1.5	–	Apply 2–3 weeks before planting.
imidacloprid (CN) Admire Pro 4.6SC	7–10.5 oz	0.25–0.38	18.3–12.2	125	
thiamethoxam (CN) Platinum 2SC	5–8 oz	0.078–0.125	25.6–16	–	
<b>Foliar Treatments</b>					
acetamiprid (CN) Assail 30SG	1.5–2.5 oz	0.028–0.047	10.7–6.4	7	
β-cyfluthrin (P) Baythroid XL 1EC	1.6–2.8 oz	0.013–0.022	80–45.7	0	
bifenthrin (P) Brigade 2EC	2.1–6.4 oz	0.033–0.10	60.6–20	21	

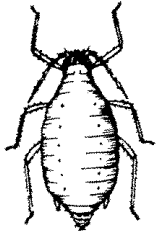
## Flea Beetle

Insecticide	Amount of Formulation per Acre	Pounds Active Ingredient per Acre	Acres 1 Gallon or 1 Pound Dry Will Treat	PHI (days)	Comments
bifenthrin (P) + imidacloprid (CN) Brigadier 2SC	5.1–7.7 oz	–	25.1–16.6	21	
bifenthrin (P) + Z-cypermethrin (P) Hero 1.24EC	4.0–10.3 oz	–	32–12.4	21	21 days minimum between applications.
carbaryl (C) Sevin 4F	32–64 oz	1–2	4–2	7	
chlorantraniliprole (D) + λ-cyhalothrin (P) Besiege 1.25SC	6–9 oz	–	21.3–14.2	14	
clothianidin (CN) Belay 2.13SC	2–3 oz	0.033–0.05	8–5.3	14	
cyfluthrin (P) Tombstone 2EC	1.6–2.8 oz	0.025–0.044	80–45.7	0	
deltamethrin (P) Delta Gold 1.5EC	1.5–2.4 oz	0.018–0.028	85.3–53.3	3	
imidacloprid (CN) Admire Pro 4.6SC	1.2 oz	0.043	106.7	7	
imidacloprid (CN) + β-cyfluthrin (P) Leverage 360 3SC	2.4–2.8 oz	–	53.3–45.7	7	
λ-cyhalothrin (P) Warrior II 2.08CS	1.28–1.92 oz	0.02–0.03	100–66.7	7	
λ-cyhalothrin (P) + thiamethoxam (CN) Endigo ZC 2.06CS	3.5–4.5 oz	–	36.6–28.4	14	
thiamethoxam (CN) Actara 25WDG	3 oz	0.047	5.3	14	
thiamethoxam (CN) + chlorantraniliprole (D) Voliam Flexi 40WDG	4 oz	–	32	14	
Z-cypermethrin (P) Mustang Max 0.8EC	1.76–4 oz	0.011–0.025	72.7–32	1	

Soil insecticides may be applied preplant or at layby. Disk and/or hip immediately after application to incorporate. A 4- to 6-inch incorporation is preferred. Some products are labeled for broadcast or band applications, while others are labeled only for one method. Refer to product label for appropriate method of application. Preplant incorporated products often control first-generation **FLEA BEETLE** larvae. Immediately after transplanting, sweetpotatoes are susceptible to injury from flea beetle adult feeding. However, most foliar applications against adults are aimed to minimize oviposition.

**THRESHOLD: Plant beds:** Treat when 10 or more beetles per 100 feet of bed or per 100 sweeps are present. **Fields:** Treat when two or more beetles per 100 feet of bed or per 100 sweeps are present.

## Aphid



Insecticide	Amount of Formulation per Acre	Pounds Active Ingredient per Acre	Acres 1 Gallon or 1 Pound Dry Will Treat	PHI (days)	Comments
<b>Soil Application</b>					
clothianidin (CN) Belay 2.13SC	9–12 oz	0.15–0.2	14.2–10.7	–	
imidacloprid (CN) Admire Pro 4.6SC	7–10.5 oz	0.25–0.38	18.3–12.2	125	
<b>Foliar Treatments</b>					
acetamiprid (CN) Assail 30SG	2.5–4 oz	0.047–0.075	6.4–4.0	7	
bifenthrin (P) + imidacloprid (CN) Brigadier 2SC	5.1–7.7 oz	–	25.1–16.6	21	
chlorantraniliprole (D) + λ-cyhalothrin (P) Besiege 1.25CS	6–9 oz	–	21.3–14.2	14	
clothianidin (CN) Belay 2.13SC	2–3 oz	0.033–0.05	8–5.3	14	
flonicamid (PC) Beleaf 50SG	2.0–2.8 oz	0.062–0.089	8–5.7	7	
flupyradifurone (Bu) Sivanto Prime 1.67L	10.5–14.0 oz	0.14–0.18	12.2–9.1	7	
imidacloprid (CN) Admire Pro 4.6SC	1.2 oz	0.043	106.7	7	
imidacloprid (CN) + β-cyfluthrin (P) Leverage 360 3SC	2.4–2.8 oz	–	53.3–45.7	7	
λ-cyhalothrin (P) + thiamethoxam (CN) Endigo ZC 2.06CS	4.5 oz	–	28.4	14	
pymetrozine (PC) Fulfill 50WDG	2.75–5.5 oz	0.086–0.17	5.8–2.9	14	
pyrifluquinazon (PC) PQZ 1.86SC	2.4–3.2 oz	0.035–0.047	53.3–40	14	
spirotetramat (TA) Movento 2SC	4–5 oz	0.06–0.08	32–25.6	7	
sulfoxaflor (CN) Transform 50WG	0.75–1.5 oz	0.023–0.047	21.3–10.7	7	
thiamethoxam (CN) Actara 25WDG	3 oz	0.047	5.3	14	
thiamethoxam (CN) + chlorantraniliprole (D) Voliam Flexi 40WDG	4 oz	–	32	14	

**APHIDS** can transmit several viral diseases. Control of aphids infesting plant beds may reduce transfer of diseased plants to the field.

**THRESHOLD:** After removing plastic in plant beds, begin treatments if two to five aphids per 100 feet of bed or per 100 sweeps are present. Aphids are rarely a problem after transplanting.

**White  
Grub/  
May–June  
Beetle**

Insecticide	Amount of Formulation per Acre	Pounds Active Ingredient per Acre	Acres 1 Gallon or 1 Pound Dry Will Treat	PHI (days)	Comments
<b>Soil Application (for larval control)</b>					
bifenthrin (P) Brigade 2EC	9.6–19.2 oz (at planting)	0.15–0.30	13.3–6.7	21	
Brigade 2EC	3.2–9.6 oz (at layby)	0.05–0.15	40–13.3	21	
clothianidin (CN) Belay 2.13SC	12 oz	0.2	10.7	–	
ethoprop (OP) Mocap 6EC	63–86 oz	3–4	2–1.5	–	Apply 2–3 weeks before planting.
<b>Foliar Treatments (for adult control)</b>					
bifenthrin (P) Brigade 2EC	2.1–6.4 oz	0.033–0.10	60.6–20	21	
bifenthrin (P) + imidacloprid (CN) Brigadier 2SC	5.1–7.7 oz	–	25.1–16.6	21	
bifenthrin (P) + Z-cypermethrin (P) Hero 1.24EC	4.0–10.3 oz	–	32–12.4	21	21 days minimum between applications.
chlorantraniliprole (D) + bifenthrin (P) Elevest 2.22SC	5.6–9.6 oz	0.098–0.167	22.9–13.3	1	
clothianidin (CN) Belay 2.13SC	2–3 oz	0.033–0.05	60.6–42.7	14	
phosmet (OP) Imidan 70W	21.3 oz	0.93	0.75	7	Provides suppression only.

Soil insecticides may be applied preplant or at layby to control **WHITE GRUBS/MAY–JUNE BEETLES**. Disk and/or hip immediately after application to incorporate. A 4- to 6-inch incorporation is preferred. Some products are labeled for broadcast or band applications, while others are labeled only for one method. Refer to product label for appropriate method of application.

Foliar applications against adults are aimed to minimize oviposition.

**THRESHOLD:** Treat when two beetles per 100 feet of bed or per 100 sweeps are present. Beetles are more active at night and may not be captured in high numbers.

**Rootworm/  
Cucumber  
Beetle**

Insecticide	Amount of Formulation per Acre	Pounds Active Ingredient per Acre	Acres 1 Gallon or 1 Pound Dry Will Treat	PHI (days)	Comments
<b>Soil Application (for larval control)</b>					
bifenthrin (P) Brigade 2EC	9.6–19.2 oz (at planting)	0.15–0.30	13.3–6.7	21	
Brigade 2EC	3.2–9.6 oz (at layby)	0.05–0.15	40–13.3	21	
ethoprop (OP) Mocap 6EC	63–86 oz	3–4	2–1.5	–	Apply 2–3 weeks before planting.
<b>Foliar Treatments (for adult control)</b>					
acetamiprid (CN) Assail 30SG	1.5–4 oz	0.028–0.075	10.7–4	7	



**Rootworm/  
Cucumber  
Beetle**

Insecticide	Amount of Formulation per Acre	Pounds Active Ingredient per Acre	Acres 1 Gallon or 1 Pound Dry Will Treat	PHI (days)	Comments
$\beta$ -cyfluthrin (P) Baythroid XL 1EC	1.6–2.8 oz	0.013–0.022	80–45.7	0	
bifenthrin (P) Brigade 2EC	2.1–6.4 oz	0.033–0.10	60.6–20	21	
bifenthrin (P) + imidacloprid (CN) Brigadier 2SC	5.1–7.7 oz	–	25.1–16.6	21	
bifenthrin (P) + Z-cypermethrin (P) Hero 1.25EC	4.0–10.3 oz	–	32–12.4	21	21 days minimum between applications.
carbaryl (C) Sevin 4F	32–64 oz	1–2	4–2	7	
chlorantraniliprole (D) + bifenthrin (P) Elevest 2.22SC	5.6–9.6 oz	–	22.9–13.3	1	
chlorantraniliprole (D) + $\lambda$ -cyhalothrin (P) Besiege 1.25CS	6–9 oz	–	21.3–14.2	14	
$\lambda$ -cyhalothrin (P) Warrior II 2.08CS	1.28–1.92 oz	0.02–0.03	100–66.7	7	
$\lambda$ -cyhalothrin (P) + thiamethoxam (CN) Endigo ZC 2.06CS	4.0–4.5 oz	–	32–28.4	14	
phosmet (OP) Imidan 70W	21.3 oz	0.93	0.75	7	
Z-cypermethrin (P) Mustang Maxx 0.8EC	1.76–4 oz	0.011–0.025	72.7–32	1	

Soil insecticides may be applied preplant or at layby. Disk and/or hip immediately after application to incorporate. A 4- to 6-inch incorporation is preferred. Some products are labeled for broadcast or band applications, while others are labeled only for one method. Refer to product label for appropriate method of application. Most first-generation **CUCUMBER BEETLES** are controlled by preplant incorporated applications.

Foliar applications against adults are aimed to minimize oviposition.

**THRESHOLD:** Treat when two female beetles per 100 feet of bed or per 100 sweeps are present. Spotted cucumber beetle sex ratio should be determined prior to spray application. Females may be rare in sweetpotatoes during mid- to late season.

**Wireworm/  
Click Beetle**

Insecticide	Amount of Formulation per Acre	Pounds Active Ingredient per Acre	Acres 1 Gallon or 1 Pound Dry Will Treat	PHI (days)	Comments
<b>Soil Application (for larval control)</b>					
bifenthrin (P) Brigade 2EC	9.6–19.2 oz (at planting)	0.15–0.30	13.3–6.7	21	
Brigade 2EC	3.2–9.6 oz (at layby)	0.05–0.15	40–13.3	21	
clothianidin (CN) Belay 2.13SC	12 oz	0.2	10.7	–	Provides suppression only.

## Wireworm/ Click Beetle

Insecticide	Amount of Formulation per Acre	Pounds Active Ingredient per Acre	Acres 1 Gallon or 1 Pound Dry Will Treat	PHI (days)	Comments
ethoprop (OP) Mocap 6EC	63–86 oz	3–4	2–1.5	–	Apply 2–3 weeks before planting.
<b>Foliar Treatments (for adult control)</b>					
bifenthrin (P) Brigade 2EC	2.1–6.4 oz	0.033–0.10	60.6–20	21	
chlorantraniliprole (D) + bifenthrin (P) Elevest 2.22SC	5.6–9.6 oz	–	22.9–13.3	1	
phosmet (OP) Imidan 70W	21.3 oz	0.93	0.75	7	Provides suppression only.

Avoid fields that have been out of production. Bait fields in late winter before disturbing the soil to check for **WIREWORMS** and grubs. Baits can be made with rolled oats soaked in water. Soil insecticides may be applied preplant or at layby. Disk and/or hip immediately after application to incorporate. A 4- to 6-inch incorporation is preferred. Some products are labeled for broadcast or band applications, while others are labeled only for one method. Refer to product label for appropriate method of application. Most first-generation wireworms are controlled by preplant incorporated applications.

Foliar applications against adults are aimed to minimize oviposition.

**THRESHOLD:** Treat when four beetles per 100 feet of bed or per 100 sweeps are present.

## Cutworm



Insecticide	Amount of Formulation per Acre	Pounds Active Ingredient per Acre	Acres 1 Gallon or 1 Pound Dry Will Treat	PHI (days)	Comments
$\beta$ -cyfluthrin (P) Baythroid XL 1EC	0.8–1.6 oz	0.006–0.013	160–80	0	
bifenthrin (P) Brigade 2EC	2.1–6.4 oz	0.033–0.10	60.6–20	21	
bifenthrin (P) + Z-cypermethrin (P) Hero 1.24EC	2.6–6.1 oz	–	49–21	21	21 days minimum between applications.
chlorantraniliprole (D) + bifenthrin (P) Elevest 2.22SC	5.6–9.6 oz	–	22.9–13.3	1	
chlorantraniliprole (D) + $\lambda$ -cyhalothrin (P) Besiege 1.25CS	5–8 oz	–	25.6–16	14	
cyfluthrin (P) Tombstone 2EC	0.8–1.6 oz	0.013–0.025	160–80	0	
deltamethrin (P) Delta Gold 1.5EC	1.0–2.4 oz	0.012–0.028	125–53.6	3	
imidacloprid (CN) + $\beta$ -cyfluthrin (P) Leverage 360 3SC	2.4–2.8 oz	–	53.3–45.7	7	
$\lambda$ -cyhalothrin (P) Warrior II 2.08CS	0.96–1.60 oz	0.015–0.025	133–80	7	
$\lambda$ -cyhalothrin (P) + thiamethoxam (CN) Endigo ZC 2.06CS	3.5–4.5 oz	–	36.6–28.4	14	

## Cutworm



Insecticide	Amount of Formulation per Acre	Pounds Active Ingredient per Acre	Acres 1 Gallon or 1 Pound Dry Will Treat	PHI (days)	Comments
Z-cypermethrin (P) Mustang Max 0.8EC	1.28–4 oz	0.008–0.025	100–32	1	

Fields planted to cover crops are susceptible to **CUTWORM** injury, especially if the cover crop is terminated fewer than 4 weeks before planting. Pyrethroids are effective against most cutworm species if adequate coverage is obtained. Apply herbicides early enough or conduct tillage operations to kill vegetation at least 4 weeks before planting.

**THRESHOLD:** Treat if cutworms reduce stand below eight plants per 10 row feet. If plant density is reduced below five plants per 10 row feet, consider replanting.

## Tortoise Beetle

Insecticide	Amount of Formulation per Acre	Pounds Active Ingredient per Acre	Acres 1 Gallon or 1 Pound Dry Will Treat	PHI (days)	Comments
carbaryl (C) Sevin 4F	32–64 oz	1–2	4–2	7	
chlorantraniliprole (D) + λ-cyhalothrin (P) Besiege 1.25CS	6–9 oz	–	21.3–14.2	14	
λ-cyhalothrin (P) Warrior II 2.08CS	1.28–1.92 oz	0.02–0.03	100–66.7	7	
λ-cyhalothrin (P) + thiamethoxam (CN) Endigo ZC 2.06CS	4.0–4.5	–	32–28.4	14	

**THRESHOLD:** Treat if defoliation exceeds 30 percent and beetles are present.

## Armyworm and Looper

Insecticide	Amount of Formulation per Acre	Pounds Active Ingredient per Acre	Acres 1 Gallon or 1 Pound Dry Will Treat	PHI (days)	Comments
bifenthrin (P) + imidacloprid (CN) Brigadier 2SC	5.1–7.7 oz	–	25.1–16.6	21	
bifenthrin (P) + Z-cypermethrin (P) Hero 1.24EC	4–10.3 oz	–	32–12.4	21	21 days minimum between applications.
chlorantraniliprole (D) Coragen 1.67 SC	3.5–7.5 oz	0.045–0.098	36.6–17.1	1	
Vantacor 5SC	1.2–2.5 oz	0.047–0.098	106.6–51.2	1	
chlorantraniliprole (D) + bifenthrin (P) Elevest 2.22SC	5.6–9.6 oz	–	22.9–13.3	1	
chlorantraniliprole (D) + λ-cyhalothrin (P) Besiege 1.25CS	6–9 oz	–	21.3–14.2	14	
deltamethrin (P) Delta Gold 1.5 EC	1.5–2.4 oz	0.018–0.028	85.3–53.6	3	

## *Armyworm and Looper*

Insecticide	Amount of Formulation per Acre	Pounds Active Ingredient per Acre	Acres 1 Gallon or 1 Pound Dry Will Treat	PHI (days)	Comments
λ-cyhalothrin (P) Warrior II 2.08CS	1.28–1.92 oz	0.02–0.03	100–66.7	7	
λ-cyhalothrin (P) + thiamethoxam (CN) Endigo ZC 2.06CS	4.0–4.5 oz	–	32–28.4	14	
methoxyfenozide (IGR) Intrepid 2F	6–10 oz	0.094–0.156	21.3–12.8	7	
methoxyfenozide (IGR) + spinetoram (SPN) Intrepid Edge 3SC	4.5–12 oz	–	28.4–10.7	7	
novaluron (IGR) Rimon 0.83 EC	9–12 oz	0.058–0.078	14.2–10.7	14	
spinetoram (SPN) Radiant 1SC	6–8 oz	0.05–0.06	21.3–16	7	
spinosad (SPN) Blackhawk 36WG	2.25–3.5 oz	0.05–0.08	7.1–4.6	7	
Z-cypermethrin (P) Mustang Max 0.8EC	3.2–4 oz	0.02–0.025	40–32	1	

In addition to defoliation, **ARMYWORMS AND LOOPERS** can invade cracks in the soil around the roots during dry years and damage roots directly, reducing quality and/or yield.

**THRESHOLD:** Treat when 10 or more caterpillars (all species combined) are present per 100 row feet or per 100 sweeps with a sweep net.

## *White- fringed Beetle*

Insecticide	Amount of Formulation per Acre	Pounds Active Ingredient per Acre	Acres 1 Gallon or 1 Pound Dry Will Treat	PHI (days)	Comments
<b>Foliar Treatment</b>					
bifenthrin (P) Brigade 2EC	2.1–6.4 oz	0.033–0.10	60.6–20	21	
bifenthrin (P) + imidacloprid (CN) Brigadier 2SC	5.1–7.7 oz	–	25.1–16.6	21	
carbaryl (C) Sevin 4F	32–64 oz	1–2	4–2	7	
chlorantraniliprole (D) + bifenthrin (P) Elevest 2.22SC	5.6–9.6 oz	–	22.9–13.3	1	
phosmet (OP) Imidan 70 W	21.3 oz	0.93	0.75	7	
Z-cypermethrin (P) Mustang Max 0.8EC	1.76–4 oz	0.011–0.025	72.7–32	1	

Use caution when planting into **WHITEFRINGED BEETLE**-infested fields. No soil insecticides are labeled for white-fringed beetle control in sweet potatoes. However, some soil insecticides may provide some control when applied to control other soil insect pests.

Foliar applications against adults are aimed to minimize oviposition.



**THRESHOLD:** Treat when one beetle per 100 feet of bed are present or when 10 plants per 100 plants show whitefringed beetle feeding injury. Shake plants vigorously and examine soil for dislodged beetles.

## Thrips



Insecticide	Amount of Formulation per Acre	Pounds Active Ingredient per Acre	Acres 1 Gallon or 1 Pound Dry Will Treat	PHI (days)	Comments
<b>Soil Application</b>					
imidacloprid (CN) Admire Pro 4.6 SC	7–10.5 oz	0.25–0.38	18.3–12.2	125	
<b>Foliar Treatment</b>					
λ-cyhalothrin (P) Warrior II 2.08CS	1.28–1.92 oz	0.02–0.03	100–66.7	7	Does not control western flower thrips.
λ-cyhalothrin (P) + thiamethoxam (CN) Endigo ZC 2.06CS	4.0–4.5 oz	–	32–28.4	14	
spinetoram (SPN) Radiant 1SC	6–8 oz	0.05–0.06	21.3–16	7	
spinosad (SPN) Blackhawk 36WG	2.25–3.5 oz	0.05–0.08	7.1–4.6	3	

**THRIPS** can stunt and reduce growth in young transplants. They can quickly infest freshly planted fields, especially when alternate hosts (weeds and border plants) are senescing or have been destroyed by chemical or mechanical means. Scout for thrips by beating plants onto a white surface and counting them as they move about. Sample at least 50 plants.

**THRESHOLD:** Treat when plants are stunted and thrips are present.

## Sugarcane Beetle

**IN THE FIELD:** Sugarcane beetle adults may enter fields from root enlargement until harvest. The beetles burrow down to the roots and feed. Currently, no effective insecticides have been identified for controlling sugarcane beetles in sweetpotatoes during this time of year. However, sugarcane beetles are a specific species of scarab beetles (white grubs), so products recommended for white grub adults may provide some suppression. In fields that historically have had sugarcane beetle problems, crop rotation may be beneficial. Sweetpotato fields near pastures or hay fields are at a higher risk for sugarcane beetle infestations. Planting early and harvesting as soon as possible are also recommended to minimize sugarcane beetle feeding damage.


**IN STORAGE:** Sugarcane beetles may be brought into storage facilities on or in infested potatoes. Sugarcane beetles are strongly attracted to lights. In storage areas kept in darkness for periods of time (such as overnight), light traps may be helpful in capturing beetles and reducing damage to stored sweetpotatoes.

## Storage Insects

Insecticide	Amount of Formulation per Acre	Pounds Active Ingredient per Acre	Acres 1 Gallon or 1 Pound Dry Will Treat	PHI (days)	Comments
<b>Sweetpotato Weevils</b>					
phosmet (OP) Imidan 5D	4 oz/50 lb	–	–	–	Apply to stored sweetpotatoes in areas of suspected sweetpotato weevil infestation as a preventive treatment.
<b>Fruit Flies</b>					
pyrethrins	1 gal/ 100,000 cu ft	–	–	–	Refer to label for proper dilution. Space spray for stored sweetpotatoes.

# RICE INSECT MANAGEMENT

## Chinch Bug



Insecticide	Amount of Formulation per Acre	Pounds Active Ingredient per Acre	Acres 1 Gallon or 1 Pound Dry Will Treat	PHI (days)	Comments
<b>Seed Treatments</b>					
clothianidin (CN) Nipsit INSIDE	1.92 oz/cwt	-	-	-	Or the equivalent of 0.075 lb ai/100 lb seed.
thiamethoxam (CN) Cruiser 5FS	3.3 oz/cwt	-	-	-	Or the equivalent of 0.03 mg thiamethoxam per seed.
<b>Foliar Treatments</b>					
clothianidin (CN) Belay 2.13SC	4.5 oz	0.075	28	-	Do not apply after third tillering has initiated.
γ-cyhalothrin (P) Declare 1.25EC	1.28–2.05	0.0125–0.020	100.0–62.4	21	Do not release flood water within 7 days of an application.
λ-cyhalothrin (P) Warrior II 2.08CS	1.6–2.56 oz	0.025–0.04	50–80	21	Do not release flood water within 7 days of an application.
Z-cypermethrin (P) Mustang Max 0.8EC	2.64–4.0 oz	0.165–0.025	32–48.5	14	Do not release flood water within 7 days of an application.

Rice plants are most susceptible to injury from **CHINCH BUGS** during the first 3 weeks after plant emergence. Fields should be scouted frequently during this time. First instar nymphs are orange and about 1/16-inch long. As chinch bugs mature through subsequent instars, they become black with conspicuous wing pads. They feed mostly on the rice stems just below the surface of the soil. Flooding or flushing will help control this pest, but an insecticide application may still be necessary. Chinch bugs are less active during the day and often hidden behind leaf sheaths and below the soil surface. Insecticides applied late in the day or early in the morning often provide the best results.

**THRESHOLD:** Treat when stand loss occurs.

## Fall Armyworm



Insecticide	Amount of Formulation per Acre	Pounds Active Ingredient per Acre	Acres 1 Gallon or 1 Pound Dry Will Treat	PHI (days)	Comments
γ-cyhalothrin (P) Declare 1.25EC	1.28–2.05	0.0125–0.020	100.0–62.4	21	Do not release flood water within 7 days of an application.
λ-cyhalothrin (P) Warrior II 2.08CS	1.6–2.56 oz	0.025–0.04	50–80	21	Do not release flood water within 7 days of an application.
Z-cypermethrin (P) Mustang Max 0.8EC	3.2–4.0 oz	0.02–0.025	32–48.5	14	Do not release flood water within 7 days of an application.

Occasional outbreaks of **FALL ARMYWORMS** and other armyworm species occur in rice fields in Mississippi. These insects feed mostly on leaves and stems of un-flooded rice. They may move out of nearby wheat fields and grassy areas into fields that have seedling rice plants. Submerging the crop with water usually provides an effective control. If the rice plants are too young to be flooded, use an insecticide. These insects occasionally occur in headed rice and, if left uncontrolled, will cause substantial yield losses.

**THRESHOLD:** Treat when you find an average of five or more worms per 10 sweeps or when you see considerable damage.

## Grasshopper



Insecticide	Amount of Formulation per Acre	Pounds Active Ingredient per Acre	Acres 1 Gallon or 1 Pound Dry Will Treat	PHI (days)	Comments
$\gamma$ -cyhalothrin (P) Declare 1.25EC	1.28–2.05 oz	0.0125–0.020	100.0–62.4	21	Do not release flood water within 7 days of an application.
$\lambda$ -cyhalothrin (P) Warrior II 2.08CS	1.6–2.56 oz	0.025–0.04	50–80	21	Do not release flood water within 7 days of an application.
Z-cypermethrin (P) Mustang Max 0.8EC	3.2–4.0 oz	0.02–0.025	32–48.5	14	Do not release flood water within 7 days of an application.

Several species of **GRASSHOPPERS** may be found in rice fields. Green grasshoppers from the longhorn species usually feed on the flower parts of the plants. The brown species feed on leaves and the sides of stems of rice plants. Injured plants will sometimes produce white heads.

Grasshoppers are very seldom an economic problem in rice fields. However, during drought conditions, large numbers may move into fields as food plants around the fields dry up. In most situations, only border treatment is necessary to control a damaging population. Start checking the rice fields when rice is about 10 percent headed. Sample four to six locations. Sample fields at least once a week with a sweep net until rice heads are mature.

**THRESHOLD:** Treatments should be made when you find an average of 5 grasshoppers in 10 sweeps during the first 2 weeks of heading. After the field is completely headed and most of the heads are in the milk stage, treatments should be made when you find an average of 10 grasshoppers in 10 sweeps.

## Rice Stink Bug

Insecticide	Amount of Formulation per Acre	Pounds Active Ingredient per Acre	Acres 1 Gallon or 1 Pound Dry Will Treat	PHI (days)	Comments
dinotefuran (CN) Tenchu 20SG	7.5–10.5 oz	0.0938–0.1313	2.13–1.52	7	
$\gamma$ -cyhalothrin (P) Declare 1.25EC	1.28–2.05	0.0125–0.020	100.0–62.4	21	Do not release flood water within 7 days of an application.
$\lambda$ -cyhalothrin (P) Warrior II 2.08CS	1.6–2.56 oz	0.025–0.04	50–80	21	Do not release flood water within 7 days of an application.
malathion (OP) Malathion 57EC	1–1.5 pt	0.625–0.94	8–16	7	
Malathion 5EC	1–1.5 pt	0.625–0.94	8–16	7	
Z-cypermethrin (P) Mustang Max 0.8EC	2.64–4.0 oz	0.165–0.025	32–48.5	14	Do not release flood water within 7 days of an application.

The adult **RICE STINK BUG** is light brown and shield-shaped. It spends the winter in clumps of grass and other ground litter before emerging in the spring to feed on grasses. The adult migrates to rice soon after rice begins to head. There, it feeds and deposits eggs. Feeding on the milk stage of rice produces blank grains. Feeding on the soft dough stage can cause peckiness of grains, but peckiness can also be caused by other factors. Start checking the rice fields when rice is about 10 percent headed. Sample four to six locations. Sample fields at least once a week with a sweep net until rice heads are mature.

**THRESHOLD:** Treatments should be made when you find an average of three stink bugs in 10 sweeps from panicle emergence through soft dough. After that point, treatments should be made when you find an average of 10 stink bugs in 10 sweeps.

Mowing grass prior to the grass heading around the edges of the rice fields can decrease rice stink bug populations in the field. Grasses with seed heads may host the rice stink bug, so mowing eliminates potential stink bug habitat.

**Rice Water Weevil (Eggs and Adults)**

Insecticide	Amount of Formulation per Acre	Pounds Active Ingredient per Acre	Acres 1 Gallon or 1 Pound Dry Will Treat	PHI (days)	Comments
clothianidin (CN) Belay 2.13SC	4.5 oz	0.075	28	–	
diflubenzuron (IGR) Dimilin 2L	12–16 oz	0.19–0.25	8–10.6	–	
λ-cyhalothrin (P) Warrior II 2.08CS	1.6–2.56 oz	0.025–0.04	50–80	21	Do not release flood water within 7 days of an application.
Z-cypemethrin (P) Mustang Max 0.8EC	3.2–4.0 oz	0.02–0.025	32–40	14	Do not release flood water within 7 days of an application.

**Rice Water Weevil (Larvae)**

Rough Rice Seeding Rate (lb/A)	Rate in fl oz per 100 lb seed			
	thiamethoxam Cruiser 5 FS	chlorantraniliprole Dermacor X-100	clothianidin Nipsit INSIDE	cyantraniliprole Fortenza
100–120	3.3	1.50	1.92	3.47
90–100	3.3	1.75	1.92	3.47
80–90	3.3	2.00	1.92	3.47
60–80	3.3	2.50	1.92	3.47
30–40	3.3	5.00	1.92	3.47
≤ 30	3.3	6.00	1.92	3.47

The labeled rate for Cruiser is 0.03 mg of thiamethoxam per seed. Therefore, the actual rate per 100 pounds seed may vary slightly based on the number of seeds per pound.

**RICE WATER WEEVILS** occur throughout Mississippi’s rice-growing area. Fields planted to rice for several years usually have larger populations than fields recently brought into production. The adults are grayish-brown, broad-nosed, and about 1/8-inch long.

Adults overwinter in grasses and ground trash near rice fields. They are strong fliers and migrate into rice fields in the spring. Adult weevils may be found in rice before flooding but usually invade fields in large numbers soon after flooding. If the field is flushed, water weevils may be attracted before a permanent flood is established. Weevil activity is more common in areas with open water, such as around levees, and thin stands. Higher populations are usually found in fields flooded between late May and mid-June.

Adult weevils feed on the leaves of rice plants. They remove portions of the upper leaf surface, resulting in a feeding scar. The adult leaf feeding does not seriously damage rice plants but does indicate whether or not adult weevils are present. The adults move into a field of rice and lay eggs on young plants. After the eggs hatch, the larvae move down the plants to the root system. The larvae, or root maggots, feed on the root system. They can injure plants seriously by pruning the root system. Larvae are white, legless, and up to 1/4-inch long. They feed on the root system for about 3 weeks, until they pupate. Weevils spend about 2 weeks in the pupae stage before emerging as adults.

Start checking fields within the first few days after flooding. Rice fields with a history of water weevil infestations are more likely to require treatment than those without a history of damaging water weevil populations. Adults usually appear first in areas where water is deep and stands are sparse, exposing open water. Populations are heavier around open areas and levee ditches than in thicker stands in bay areas. Check these areas for signs of adult feeding, but do not decide to treat based only on weevil counts from such areas. They may not be representative of the infestation level in the other, more typical plant population areas of the field. Check six or more locations that are representative of rice plant populations. Correct timing of the insecticide application is necessary for acceptable control.

**THRESHOLD:** Apply an insecticide when adults and feeding scars are observed and conditions are good for egg laying. Treat the fields within the first 7 days after establishment of the permanent flood. Data from other rice producing states show that a pyrethroid application up to 5 days before flooding can provide effective control of rice water weevil adults. Generally, one application of insecticide has provided effective control. A second application may be needed in areas with severe water weevil populations. In areas with moderate to severe populations, research has shown that seed treatments are more effective than foliar applications with a pyrethroid.



# PEANUT INSECT MANAGEMENT

Insect pests in peanuts can be divided into three general groups: foliage feeders, sucking pests, and soil insects. Peanuts can tolerate some leaf damage with no effects on yield. Sample fields weekly and make treatment decisions based on set economic thresholds.

## Foliage Feeders

To scout for foliage feeders in peanuts, randomly select a 3-foot section of row in the field. Vigorously shake the plants over the row middle to dislodge the caterpillars, much like you would do when taking a drop cloth sample. Count the total number of larvae dislodged, and repeat this process across the field. While walking through the field, pay attention to moths that may fly, as this will help to identify potential infestations. Also, monitor for leaf-feeding damage. **DEFOLIATION THRESHOLD:** A complex of multiple defoliating species may occur at any one time in peanuts. Treat when defoliation averages 35 percent prior to pegging or when defoliation averages 15 percent from pegging to approximately 2 weeks before digging.

### Fall Armyworm



Insecticide	Amount of Formulation per Acre	Pounds Active Ingredient per Acre	Acres 1 Gallon or 1 Pound Dry Will Treat	PHI (days)	Comments
$\beta$ -cyfluthrin (P) Baythroid XL 1EC	2.4–2.8 oz	0.019–0.022	53.33–45.72	14	Do not make more than three applications per year.
chlorantraniliprole (D) Prevathon 0.43SC	14–27 oz	0.047–0.09	9–4.7	1	
Vantacor 5SC	1.2–2.5 oz	0.047–0.098	106.6–51.2	1	
chlorantraniliprole (D), bifenthrin (P) Elevest 2.22SC	5.6–9.6 oz	–	22.8–13.3	14	
chlorantraniliprole (D), $\lambda$ -cyhalothrin (P) Besiege 1.25CS	6–10 oz	–	21–12	14	
cyfluthrin (P) Tombstone 2EC	2.4–2.8 oz	0.038–0.44	53.33–45.72	14	Do not make more than three applications per year.
diflubenzuron (IGR) Dimilin 2L	4–8 oz	0.25–0.50	32–16	21	Do not make more than three applications per season. Because Dimilin is an IGR, insects must ingest treated foliage. Control may not be evident for 5–7 days.
$\gamma$ -cyhalothrin (P) Declare 1.25EC	1–1.5 oz	0.01–0.015	128–85.33	14	Do not apply more than 0.06 lb AI per acre per season.
indoxacarb (OX) Steward 1.25EC	9.2–11.3 oz	0.09–0.11	13.91–11.34	14	Do not apply more than 45 oz per acre per season.
$\lambda$ -cyhalothrin (P) Warrior II 2.08SC	1.28–1.96 oz	0.02–0.03	100–65.31	14	Do not exceed 1 pt per acre per season. Do not graze or use treated vines for animal feed.
methoxyfenozide (IGR) Intrepid 2F	6–10 oz	0.09–0.16	21–12.8	7	
methoxyfenozide (IGR) + spinetoram (SPN) Intrepid Edge 3SC	4–8 oz	–	32–16	7	Do not exceed 12 oz per year.
novaluron (IGR) Diamond 0.83SC	6–12 oz	0.04–0.08	21–11	28	Do not feed treated peanut hay or vines to livestock.

**Fall  
Armyworm**



Insecticide	Amount of Formulation per Acre	Pounds Active Ingredient per Acre	Acres 1 Gallon or 1 Pound Dry Will Treat	PHI (days)	Comments
spinosad (SPN) Blackhawk 36WG	1.7–3.3 oz	0.038–0.075	9.4–4.8	3	Do not feed hay for 14 days following final application. Do not apply more than 9 oz per acre per year.
spinetoram (SPN) Radiant 1SC	3–8 oz	0.023–0.063	43–16	28	Do not apply within 3 days of harvest.

**FALL ARMYWORMS** are a pest of peanuts throughout the growing season. Two host strains of this species can occur in peanuts, and management options can vary greatly between the two strains. The two strains include the grass/rice strain and the corn strain. Infestations of the grass/rice strain become established when poor weed control leaves grass in the field.

**THRESHOLD:** Treat when four or more caterpillars per row foot are present early in the season or when plants are stressed from drought or some other cause. In older, more lush peanuts, treat when eight or more caterpillars are present.

**Beet  
Armyworm**



Insecticide	Amount of Formulation per Acre	Pounds Active Ingredient per Acre	Acres 1 Gallon or 1 Pound Dry Will Treat	PHI (days)	Comments
chlorantraniliprole (D) Prevathon 0.43SC	14–27 oz	0.047–0.09	9–4.7	1	
Vantacor 5SC	1.2–2.5 oz	0.047–0.098	106.6–51.2	1	
chlorantraniliprole (D), bifenthrin (P) Elevest 2.22SC	5.6–9.6 oz	–	22.8–13.3	14	
chlorantraniliprole (D), λ-cyhalothrin (P) Besiege 1.25CS	6–10 oz	–	21–12	14	
indoxacarb (OX) Steward 1.25EC	9.2–11.26 oz	0.09–0.11	13.91–11.37	14	Do not apply more than 45 oz per acre per season.
methomyl (C) Lannate 2.4LV	24–48 oz	0.45–0.9	5.33–2.67	21	Do not exceed more than 12 pt per season. Do not feed treated vines to livestock.
methoxyfenozide (IGR) Intrepid 2F	6–10 oz	0.09–0.16	21–12.8	7	
methoxyfenozide (IGR) + spinetoram (SPN) Intrepid Edge 3SC	4–8 oz	–	32–16	7	Do not exceed 12 oz per year.
novaluron (IGR) Diamond 0.83 SC	6–12 oz	0.04–0.08	21–11	28	Do not feed treated peanut hay or vines to livestock.
spinosad (SPN) Blackhawk 36WG	1.7–3.3 oz	0.038–0.075	9.4–4.8	3	Do not feed hay for 14 days following final application. Do not apply more than 9 fl oz per acre per year.
spinetoram (SPN) Radiant 1SC	3–8 oz	0.023–0.063	43–16	28	Do not apply within 3 days of harvest.

The **BEET ARMYWORM** larva can be identified by a small black spot on each side of the second body segment, directly above the second pair of true legs. The larva has four pairs of prolegs and a smooth body. Color may vary from grayish-green to almost black with pale lines running the length of the body.

**THRESHOLD:** Treat when four or more caterpillars per row foot are present early in the season or when plants are stressed from drought or some other cause. In older, more lush peanuts, treat when eight or more caterpillars are present.

**Corn  
Earworm,  
Bollworm,  
or Tobacco  
Budworm**



Insecticide	Amount of Formulation per Acre	Pounds Active Ingredient per Acre	Acres 1 Gallon or 1 Pound Dry Will Treat	PHI (days)	Comments
chlorantraniliprole (D) Prevathon 0.43SC	14–27 oz	0.047–0.09	9–4.7	1	
Vantacor 5SC	1.2–2.5 oz	0.047–0.098	106.6–51.2	1	
chlorantraniliprole (D), bifenthrin (P) Elevest 2.22SC	5.6–9.6 oz	–	22.8–13.3	14	
chlorantraniliprole (D), λ-cyhalothrin (P) Besiege 1.25CS	6–10 oz	–	21–12	14	
indoxacarb (OX) Steward 1.25EC	9.2–11.3 oz	0.09–0.11	13.9–11.33	14	Do not feed hay for 14 days following final application. Do not apply more than 9 oz per acre per year.
methoxyfenozide (IGR) + spinetoram (SPN) Intrepid Edge 3SC	4–8 oz	–	32–16	7	Do not exceed 12 oz per year.
spinosad (SPN) Blackhawk 36WG	1.7–3.3 oz	0.038–0.075	9.4–4.8	3	
spinetoram (SPN) Radiant 1SC	3–8 oz	0.023–0.063	43–16	28	Do not apply within 3 days of harvest.

**CORN EARWORMS, BOLLWORMS, OR TOBACCO BUDWORMS** vary in color from light green to pink, dark brown, or rust, with pale lines running the length of the body. They have four pairs of abdominal prolegs and are about 1¼ inch long when fully grown. Infestations can occur throughout the growing season.

**THRESHOLD:** Treat when four or more caterpillars per row foot are present early in the season or when plants are stressed from drought or some other cause. In older, more lush peanuts, treat when eight or more caterpillars are present.

**Cutworm**



Insecticide	Amount of Formulation per Acre	Pounds Active Ingredient per Acre	Acres 1 Gallon or 1 Pound Dry Will Treat	PHI (days)	Comments
β-cyfluthrin (P) Baythroid XL 1EC	1.0–1.8 oz	0.008–0.014	128–71.11	14	Do not make more than three applications per year.
bifenthrin (P) Brigade 2EC	2.1–6.4 oz	0.033–0.1	61–20	14	Do not apply more than 0.5 lb. AI per acre per season. Do not feed peanut hay to livestock.
chlorantraniliprole (D) Prevathon 0.43SC	14–27 oz	0.047–0.09	9–4.7	1	
Vantacor 5SC	1.7–2.5 oz	0.066–0.098	75.3–51.2	1	
chlorantraniliprole (D), bifenthrin (P) Elevest 2.22SC	4.8–9.6 oz	–	26.6–13.3	14	
chlorantraniliprole (D), λ-cyhalothrin (P) Besiege 1.25CS	6–10 oz	–	21–12	14	
cyfluthrin (P) Tombstone 2EC	1.0–1.8 oz	0.016–0.028	128–71.11	14	Do not make more than three applications per year.
esfenvalerate (P) Asana XL 0.66EC	9.6 oz	0.05	13.33	21	Do not exceed more than 0.15 lb. AI per acre per season. Do not feed or graze livestock on treated vines.

## Cutworm



Insecticide	Amount of Formulation per Acre	Pounds Active Ingredient per Acre	Acres 1 Gallon or 1 Pound Dry Will Treat	PHI (days)	Comments
$\gamma$ -cyhalothrin (P) Declare 1.25EC	0.75–1.25 oz	0.0075–0.0125	170.67–102.4	14	Do not apply more than 0.06 lb. AI per acre per season.
indoxacarb (OX) Steward 1.25EC	9.2–11.3 oz	0.09–0.11	13.9–11.33	14	Do not apply more than 45 fl. oz per acre per season.
$\lambda$ -cyhalothrin (P) Warrior II 2.08SC	1.28–1.92 oz	0.015–0.025	100–65.31	14	Do not exceed 1 pt. per acre per season. Do not graze or use treated vines for animal feed.
methoxyfenozide (IGR) + spinetoram (SPN) Intrepid Edge 3SC	4–8 oz	–	32–16	7	Do not exceed 12 oz per year.
novaluron (IGR) Diamond 0.83 SC	6–12 oz	0.04–0.08	21–11	28	Do not feed treated peanut hay or vines to livestock.
Z-cypermethrin (P) Mustang Max 0.8EC	1.28–4 fl oz	0.008–0.025	100–32	7	Do not apply more than 0.15 lb. AI per acre per season. Do not graze livestock in treated areas or use treated vines for animal feed.

Several species of **CUTWORMS** occur in peanuts. They are most active around dusk and dawn, and will be hidden below the soil surface during the day. Early in the season, these insects will cut the plant off just above the soil surface. Later in the season, they will feed on the foliage. **DINGY CUTWORMS AND GRANULATE CUTWORMS** are more difficult to control than other species. Pyrethroid insecticides ARE NOT effective when treating dingy cutworms and granulate cutworms.

**THRESHOLD:** Treat when four or more caterpillars per row foot are present early in the season or when plants are stressed from drought or some other cause. In older, more lush peanuts, treat when eight or more caterpillars are present.

## Grasshopper



Insecticide	Amount of Formulation per Acre	Pounds Active Ingredient per Acre	Acres 1 Gallon or 1 Pound Dry Will Treat	PHI (days)	Comments
acephate (OP) Orthene 90S Orthene 97AG	0.28–0.56 lb 0.26–0.52 oz	0.25–0.5 0.25–0.5	3.6–1.8 3.8–1.9	14 14	Do not feed treated foliage to livestock or allow animals to graze treated areas.
$\beta$ -cyfluthrin (P) Baythroid XL 1EC	1.8–2.4 oz	0.014–0.019	71.11–53.33	14	Do not make more than three applications per year.
cyfluthrin (P) Tombstone 2EC	1.8–2.4 oz	0.028–0.038	71.11–53.33	14	Do not make more than three applications per year.
$\gamma$ -cyhalothrin (P) Declare 1.25EC	1–1.5 oz	0.01–0.015	128–85.33	14	Do not apply more than 0.06 lb AI per acre per season.
$\lambda$ -cyhalothrin (P) Warrior II 2.08CS	1.28–1.92 oz	0.02–0.03	100–65.31	14	Do not exceed 1 pt per acre per season. Do not graze or use treated vines for animal feed.
Z-cypermethrin (P) Mustang Max 0.8EC	3.2–4.0 oz	0.02–0.025	40–32	7	Do not apply more than 0.15 lb AI per acre per season. Do not graze livestock in treated areas or use treated vines for animal feed.

**GRASSHOPPERS** are mainly foliage-feeders in peanuts. Females lay eggs in a cemented pod below the soil surface, most often in undisturbed grassy sites such as roadsides, prairies, field borders, and ditch banks. Nymphs go through five or six instars, depending on the species. Nymphs and adults are damaging. You can tell the difference between grasshopper nymphs and adults by the presence of wing pads (not fully developed wings). Weather is the most important factor influencing population densities.



Grasshoppers are more numerous following a drought, especially when it lasts for several years in a row. Populations usually build around field borders before spreading into the field.

**THRESHOLD:** Treat when defoliation averages 35 percent prior to pegging or when defoliation averages 15 percent from pegging to approximately 2 weeks before digging and insects are present.

**Rednecked  
Peanut  
Worm**

Insecticide	Amount of Formulation per Acre	Pounds Active Ingredient per Acre	Acres 1 Gallon or 1 Pound Dry Will Treat	PHI (days)	Comments
$\beta$ -cyfluthrin (P) Baythroid XL 1EC	1.8–2.4 oz	0.008–0.014	71.11–53.33	14	Do not make more than three applications per year.
bifenthrin (P) Brigade 2EC	2.1–6.4 oz	0.033–0.1	61–20	14	Do not apply more than 0.5 lb AI per acre per season. Do not feed peanut hay to livestock.
chlorantraniliprole (D) Prevathon 0.43SC	14–20 oz	0.047–0.067	9–6.4	1	
chlorantraniliprole (D), bifenthrin (P) Elevest 2.22SC	4.8–9.6 oz	–	26.6–13.3	14	
chlorantraniliprole (D), $\lambda$ -cyhalothrin (P) Besiege 1.25CS	6–10 oz	–	21–12	14	
cyfluthrin (P) Tombstone 2E	1.0–1.8 oz	0.016–0.028	128–71.11	14	Do not make more than three applications per year.
esfenvalerate (P) Asana XL 0.66EC	2.9–5.8 oz	0.015–0.03	44.14–22.07	21	Do not exceed more than 0.15 lb AI per acre per season. Do not feed or graze livestock on treated vines.
$\gamma$ -cyhalothrin (P) Declare 1.25EC	0.75–1.25 oz	0.0075–0.0125	170.67–120.4	14	Do not apply more than 0.06 lb AI per acre per season.
indoxacarb (OX) Steward 1.25EC	9.2–11.3 oz	0.09–0.11	13.9–11.33	14	Do not apply more than 45 oz per acre per season.
$\lambda$ -cyhalothrin (P) Warrior II 2.08CS	0.96–1.6 oz	0.015–0.025	133.34–80	14	Do not exceed 1 pt per acre per season. Do not graze or use treated vines for animal feed.
methoxyfenozide (IGR) + spinetoram (SPN) Intrepid Edge 3SC	4–8 oz	–	32–16	7	Do not exceed 12 oz per year.
novaluron (IGR) Diamond 0.83 SC	6–12 oz	0.04–0.08	21–11	28	Do not feed treated peanut hay or vines to livestock.
spinosad (SPN) Blackhawk 36WG	1.7–3.3 oz	0.039–0.075	9.4–4.8	3	Do not feed hay for 14 days following final application. Do not apply more than 9.0 oz per acre per year.
spinetoram (SPN) Radiant 1SC	3–8 oz	0.023–0.063	43–16	28	Do not apply within 3 days of harvest.
Z-cypermethrin (P) Mustang Max 0.8E	1.28–4.0 oz	0.008–0.025	100–32	7	Do not apply more than 0.15 lb AI per acre per season. Do not graze livestock in treated areas or use treated vines for animal feed.

The **REDNECKED PEANUT WORM** is a light-colored larva with a red band on the two segments behind the head. It is the most common foliage feeder in Oklahoma, but it is extremely rare in Mississippi. Larva feed exclusively on terminal buds.

**THRESHOLD:** Treat when excessive terminal damage (more than 80 percent) is present.

## Soybean Looper



Insecticide	Amount of Formulation per Acre	Pounds Active Ingredient per Acre	Acres 1 Gallon or 1 Pound Dry Will Treat	PHI (days)	Comments
chlorantraniliprole (D) Prevathon 0.43SC Vantacor 5SC	14–27 oz 1.2–2.5 oz	0.047–0.09 0.047–0.098	9–4.7 106.6–51.2	1 1	
chlorantraniliprole (D), bifenthrin (P) Elevest 2.22SC	5.6–9.6 oz	–	22.8–13.3	14	
chlorantraniliprole (D), λ-cyhalothrin (P) Besiege 1.25CS	6–10 oz	–	21–12	14	
indoxacarb (OX) Steward 1.25EC	9.2–11.3 oz	0.09–0.11	13.9–11.33	14	Do not feed hay for 14 days following final application. Do not apply more than 9 oz per acre per year.
methoxyfenozide (IGR) Intrepid 2F	6–10 oz	0.09–0.16	21–12.8	7	
methoxyfenozide (IGR) + spinetoram (SPN) Intrepid Edge 3SC	4–8 oz	–	32–16	7	Do not exceed 12 oz per year.
spinosad (SPN) Blackhawk 36WG	1.7–3.3 oz	0.039–0.075	9.4–4.8	3	Do not feed hay for 14 days following final application. Do not apply more than 9.0 oz per acre per year.
spinetoram (SPN) Radiant 1SC	3–8 oz	0.023–0.063	43–16	28	Do not apply within 3 days of harvest.

**SOYBEAN LOOPERS** are migratory insects that fly in from Central and South America each year and infest peanuts late in the season. Soybean loopers are leaf-feeders and can cause extensive defoliation when present in high numbers. The larva has a characteristic looping movement when crawling. It is light green with white lines running the length of the body on the sides and top. The body tapers toward the head, and the larva has two pairs of abdominal prolegs. The soybean looper has developed resistance to some insecticides but is often controlled by disease organisms.

**THRESHOLD:** Treat when four or more caterpillars per row foot are present early in the season or when plants are stressed from drought or some other cause. In older, more lush peanuts, treat when eight or more caterpillars are present.

## Velvetbean Caterpillar



Insecticide	Amount of Formulation per Acre	Pounds Active Ingredient per Acre	Acres 1 Gallon or 1 Pound Dry Will Treat	PHI (days)	Comments
β-cyfluthrin (P) Baythroid XL 1EC	1.0–1.8 oz	0.008–0.014	128–71.11	14	Do not make more than three applications per year.
bifenthrin (P) Brigade 2EC	2.1–6.4 oz	0.033–0.1	61–20	14	Do not apply more than 0.5 lb AI per acre per season. Do not feed peanut hay to livestock.
carbaryl (C) Sevin 4F, XLR Sevin 80S	32 oz 1.25 lb.	1.0 1.0	4 4	14 14	Do not apply more than 8 qt per acre per season.
chlorantraniliprole (D) Prevathon 0.43SC Vantacor 5SC	14–20 oz 1.2–2.5 oz	0.047–0.067 0.047–0.098	9–6.4 106.6–51.2	14 1	

## Velvetbean Caterpillar



Insecticide	Amount of Formulation per Acre	Pounds Active Ingredient per Acre	Acres 1 Gallon or 1 Pound Dry Will Treat	PHI (days)	Comments
chlorantraniliprole (D), λ-cyhalothrin (P) Besiege 1.25CS	6–10 oz	–	21–12	14	
cyfluthrin (P) Tombstone 2E	1.0–1.8 oz	0.016–0.028	128–71.11	14	Do not make more than three applications per year.
diflubenzuron (IGR) Dimilin 2L	2–4 oz	0.03–0.06	64–32	21	Do not make more than three applications per season. Because Dimilin is an IGR, insects must ingest treated foliage. Control may not be evident for 5–7 days.
esfenvalerate (P) Asana XL 0.66EC	2.9–5.8 oz	0.015–0.03	44.14–22.07	21	Do not exceed more than 0.15 lb AI per acre per season. Do not feed or graze livestock on treated vines.
γ-cyhalothrin (P) Declare 1.25EC	0.75–1.25 oz	0.0075–0.0125	170.67–120.4	14	Do not apply more than 0.06 lb AI per acre per season.
λ-cyhalothrin (P) Warrior II 2.08CS	0.96–1.6 oz	0.015–0.025	133.34–80	14	Do not exceed 1 pt per acre per season. Do not graze or use treated vines for animal feed.
methoxyfenozide Intrepid 2F	6–10 oz	0.09–0.16	21–12.8	7	
methoxyfenozide (IGR) + spinetoram (SPN) Intrepid Edge 3SC	4–8 oz	–	32–16	7	Do not exceed 12 oz per year.
spinosad (SPN) Blackhawk 36WG	1.7–3.3 oz	0.038–0.075	9.4–4.8	3	Do not feed hay for 14 days following final application. Do not apply more than 9.0 oz per acre per year.
Z-cypermethrin (P) Mustang Max 0.8EC	1.28–4.0 oz	0.008–0.025	100–32	7	Do not apply more than 0.15 lb AI per acre per season. Do not graze livestock in treated areas or use treated vines for animal feed.

**VELVETBEAN CATERPILLAR** larvae vary from light to dull green, with white lines running the length of the body. The lines on the side of the body are usually much broader than those of green cloverworms or loopers. Velvetbean caterpillars have four pairs of abdominal prolegs and are about 1½ inch long when fully developed. When disturbed, the velvetbean caterpillar becomes very active and wriggles about like the green cloverworm. Velvetbean caterpillars are migratory insects flying in from Central and South America each year. Velvetbean caterpillars are primarily foliage-feeders but will feed on petioles, causing pods to drop to the ground after a significant loss of foliage. Velvetbean caterpillars generally are late-season pests of peanuts in Mississippi. Foliar Bt products may also be effective in controlling velvetbean caterpillars.

**THRESHOLD:** Treat when four or more caterpillars per row foot are present early in the season or when plants are stressed from drought or some other cause. In older, more lush peanuts, treat when eight or more caterpillars are present.

## Sucking Pests

Sucking pests in peanuts include leafhoppers, spider mites, three-cornered alfalfa hoppers, and thrips. Scouting for leafhoppers and three-cornered alfalfa hoppers is best accomplished by visual observation. Gently disturb the plants and count the insects as they fly. The use of a sweep net is difficult in peanuts because of the growth pattern. Spider mites can be detected by visually examining the underside of leaves, and thrips are best monitored by beating young plants onto a white box or cloth to dislodge insects.

### Leafhopper

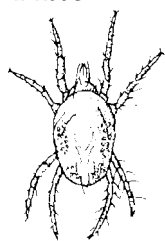
Insecticide	Amount of Formulation per Acre	Pounds Active Ingredient per Acre	Acres 1 Gallon or 1 Pound Dry Will Treat	PHI (days)	Comments
acephate (OP) Orthene 90S Orthene 97AG	0.83–1.1 lb 0.77–1.03 lb	0.75–1.0 0.75–1.0	1.2–1 1.3–0.97	14 14	Do not feed treated foliage to livestock or allow animals to graze treated areas.
β-cyfluthrin (P) Baythroid XL 1EC	1.0–1.8 oz	0.008–0.014	128–71.11	14	Do not make more than three applications per year.
bifenthrin (P) Brigade 2EC	2.1–6.4 oz	0.033–0.1	61–20	14	Do not apply more than 0.5 lb AI per acre per season. Do not feed peanut hay to livestock.
bifenthrin (P) + imidacloprid (N) Brigadier 2SC	3.5–5.6 oz	–	34–23	7	
bifenthrin (P) + Z-cypermethrin (P) Hero 1.24EC	4–10.3 oz	–	32–16	21	
carbaryl (C) Sevin 4F, XLR Sevin 80S	32 oz 1.25 lb	1.0 1.0	4 4	14 14	Do not apply more than 8 qt per acre per season.
cyfluthrin (P) Tombstone 2EC	1.0–1.8 oz	0.016–0.028	128–71.11	21	Do not make more than three applications per year.
esfenvalerate (P) Asana XL 0.66EC	2.9–5.8 oz	0.015–0.03	44.14–22.07	21	Do not exceed more than 0.15 lb AI per acre per season. Do not feed or graze livestock on treated vines.
γ-cyhalothrin (P) Declare 1.25EC	0.75–1.25 oz	0.0075–0.0125	170.67–120.4	14	Do not apply more than 0.06 lb AI per acre per season.
λ-cyhalothrin (P) Warrior II 2.08CS	0.96–1.6 oz	0.015–0.025	133.33–80	14	Do not exceed 1 pt per acre per season. Do not graze or use treated vines for animal feed.
Z-cypermethrin (P) Mustang Max 0.8EC	1.76–4.0 oz	0.011–0.025	72.7–32	7	Do not apply more than 0.15 lb AI per acre per season. Do not graze livestock in treated areas or use treated vines for animal feed.

There are several species of **LEAFHOPPERS** that will feed on peanuts. The potato leafhopper is the most common. This is a light green, wedge-shaped insect that is about ¼-inch long. This insect feeds by sucking fluids from the leaves. Damage appears as chlorotic spots on the tip of the leaf that become larger over time (hopper burn).

**THRESHOLD:** Treat when 25 percent of plants show hopper burn damage and insects are present.



## Spider Mite



Insecticide	Amount of Formulation per Acre	Pounds Active Ingredient per Acre	Acres 1 Gallon or 1 Pound Dry Will Treat	PHI (days)	Comments
fenpyroximate (M) Portal 0.4EC	16–32 oz	0.05–0.10	8–4	1	Allow 14 days between applications. Do not make more than two applications.
propargite (PG) Comite II 6EC	36 oz	1.68	3.56	14	Do not apply more than twice per season. Do not graze or feed livestock on treated areas or cut treated forage for hay. Foliar burn may occur, especially if air temperature is above 90°F.

**SPIDER MITES** are small relatives of insects that feed on the undersides of peanut leaves. Initial infestations may be in small, isolated areas of the field, then move outward. Under low infestations, leaves will become yellow. Under higher pressure, leaves will turn brown to reddish-brown and may fall from the plant. Spider mite infestations tend to be more of a problem in hot, dry periods.

**THRESHOLD:** Treat when populations threaten premature defoliation.

## Three-Cornered Alfalfa Hopper



Insecticide	Amount of Formulation per Acre	Pounds Active Ingredient per Acre	Acres 1 Gallon or 1 Pound Dry Will Treat	PHI (days)	Comments
β-cyfluthrin (P) Baythroid XL 1EC	1.8–2.4 oz	0.014–0.019	71.11–53.33	14	Do not make more than three applications per year.
bifenthrin (P) Brigade 2EC	2.1–6.4 oz	0.033–0.1	61–20	14	Do not apply more than 0.5 lb AI per acre per season. Do not feed peanut hay to livestock.
bifenthrin (P) + imidacloprid (CN) Brigadier 2SC	3.5–5.6 oz	–	34–23	7	
bifenthrin (P) + Z-cypermethrin (P) Hero 1.24EC	4–10.3 oz	–	32–16	21	
carbaryl (C) Sevin 4F, XLR Sevin 80S	32 oz 1.25 lb.	1.0 1.0	4 4	14 14	Do not apply more than 8 qt per acre per season.
cyfluthrin (P) Tombstone 2EC	1.8–2.4 oz	0.028–0.38	71.11–53.33	14	Do not make more than three applications per year.
γ-cyhalothrin (P) Declare 1.25EC	0.75–1.25 oz	0.0075–0.0125	170.67–120.4	14	Do not apply more than 0.06 lb AI per acre per season.
λ-cyhalothrin (P) Warrior II 2.08CS	0.96–1.6 oz	0.015–0.025	133.33–80	14	Do not exceed 1 pt per acre per season. Do not graze or use treated vines for animal feed.

**THREE-CORNERED ALFALFA HOPPERS** are green, triangular-shaped insects about ¼-inch long. Young hoppers or nymphs are green to light brown, wingless, and covered with spines. They will feed around the stem of plants, girdling the stem. This makes the stem prone to breaking easily and interferes with nutrient movement in the plant. Damaged stems will often turn a deep purple color. Three-cornered alfalfa hoppers will also feed on the pegs.

**THRESHOLD:** Treat when fresh damage is present and number approach six insects per 6 row feet.

## Thrips



Insecticide	Amount of Formulation per Acre	Pounds Active Ingredient per Acre	Acres 1 Gallon or 1 Pound Dry Will Treat	PHI (days)	Comments
<b>In Furrow</b>					
phorate (OP) Thirnet 20G	5 lb	1	–	90	Apply in furrow at planting. Do not graze or feed treated hay or forage to livestock.
imidacloprid (CN) Admire Pro 4.6SC	7.0–10.5 oz	0.25–0.37	–	–	In-furrow spray directed on or below the seed.
<b>Foliar</b>					
acephate (OP) Orthene 90S	0.42–0.83 lb	0.38–0.75	2.4–1.2	14	Do not feed treated foliage to livestock or allow animals to graze treated areas.
Orthene 97AG	0.39–0.77 lb	0.38–0.75	2.6–1.3	14	

Controlling **THRIPS** significantly reduces the probability of tomato spotted wilt virus. Thrips transmit this disease to the plant when feeding. Therefore, applying an in-furrow insecticide is recommended when planting peanuts.

**THRESHOLD:** Research has shown little benefit from treating thrips with foliar sprays under optimum growing conditions. However, significant yield protection has been observed when peanuts are stressed from soils that are saturated or are extremely dry, at cool temperatures, or when herbicide injury occurs. Under these conditions, consider treating when visual injury appears to be limiting plant development, or when an average of five thrips per plant plus immatures are present.

## Soil Insects

Monitoring for some soil insects can be done before planting. Dig soil about 4 to 8 inches deep, and pass through a sieve to scout for most soil insects. After crop emergence, monitor in a similar manner, looking closely near the base of the plants. Soil insects are usually more of a problem following a grass crop. In areas known to have a problem, treatment is recommended before planting.

## Lesser Cornstalk Borer

Insecticide	Amount of Formulation per Acre	Pounds Active Ingredient per Acre	Acres 1 Gallon or 1 Pound Dry Will Treat	PHI (days)	Comments
chlorantraniliprole (D) Prevathon 0.43SC Vantacor 5SC	14–27 oz	0.047–0.09	9–4.7	21	
	1.2–2.5 oz	0.047–0.098	106.6–51.2	21	
λ-cyhalothrin (P), chlorantraniliprole (D) Besiege	6.5–12.05 oz	–	20–10	21	
novaluron (IGR) Diamond 0.83EC	6–9 oz	0.04–0.06	21.3–14.2	30	

**LESSER CORNSTALK BORERS** are small larvae that feed on the main stem and branches. They generally stay enclosed in a silken tunnel and may be difficult to find.

**THRESHOLD:** Treat when fresh damage or borers are found at 30 percent of sites scouted.

***Southern  
Corn  
Rootworm***

No insecticides are currently labeled for this pest.  
The adult **SOUTHERN CORN ROOTWORM** is also known as the 12-spotted cucumber beetle. Adults are found on many plants throughout the growing season. Females deposit their eggs at the base of the plants. Upon hatching, the larvae move into the root zone and begin feeding. The larva is about ½-inch long when full-sized. It has three pairs of small legs just behind the head and brownish patches on the head and tail end.

**THRESHOLD:** Treat when fresh damage or insects are found at 30 percent of scouted sites.

---

***Wireworm***

No insecticides are currently labeled for this pest.

**WIREWORMS** are the larval stages of click beetles. The larvae are elongated, slender, and usually brown. Depending on species, larvae may take 2 to 5 years to mature. This pest is often difficult to control in fields that were fallow or in pasture before being planted in peanuts. Large larvae in the field at planting are the most destructive.

**THRESHOLD:** Treat when two or more wireworms are present at each location.

---

***Burrower  
Bug***

No insecticides are currently labeled for this pest.

**BURROWER BUGS** are black, oval-shaped insects with spiny legs. They resemble stink bugs in appearance but are much smaller. Damage is similar to that of stink bugs. They will feed underground, feeding through the shell directly on the nut.

**THRESHOLD:** Treat when two bugs are present per 3 feet of row at pod stage.

---

# PASTURE INSECT MANAGEMENT

*Fall  
Army-  
worm*



Insecticide	Amount of Formulation per Acre	Pounds Active Ingredient per Acre	Acres 1 Gallon or 1 Pound Dry Will Treat	Pre-Grazing Interval (days)	PHI (days)	Comments
$\beta$ -cyfluthrin (P) *Baythroid XL 1EC	1.6–1.9 oz	0.013–0.015	80–67	0	0	0-day restriction for grazing or hay.
carbaryl (C) Sevin XLR 4L	1.0–1.5 qt	1–1.5	4–2.6	14	14	Must remove cattle. Do not apply within 14 days of harvest or grazing. Other Sevin formulations are also available.
carbaryl (C) Sevin 80WSP	1.25–1.88 lb	1.0–1.5	0.8–0.53	14	14	Do not apply within 14 days of harvest or grazing.
chlorantraniliprole (D) Prevathon 0.43SC	14–20 oz	0.047–0.067	9–6.4	0	0	Remove livestock before spraying.
Vantacor 5.0	0.9–1.1 oz	0.035–0.043	142–116	0	0	0-day restriction for grazing or hay.
Coragen 1.67	3.5–5.0 fl oz	0.045–0.065	37–26	0	0	
cyfluthrin (P) *Tombstone 2EC	2.6–2.8 oz	0.041–0.044	49–45	0	0	0-day restriction for grazing or harvest. Target larvae under ½ inch in length.
diflubenzuron (IGR) *Dimilin 2L	2 oz	0.031	64	0	1	Allow 1 day after treatment before cutting for hay. Apply when larvae are less than one-half inch in size.
gamma-cyhalothrin (P) *Declare 1.25EC	1.02–1.54 oz	0.01–0.015	125–83	1	7	1-day restriction for grazing, but 7-day wait before cutting for hay. Gamma-cyhalothrin may irritate skin of handlers and applicators.
malathion (OP) Malathion 57EC	1 qt	1.25	4	0	0	Must remove cattle. Allow spray to dry before harvest or grazing.
methoxyfenozide (IGR) Intrepid 2F	4–8 oz	0.06–0.12	32–16	0	7	Do not apply within 7 days of harvest; 0 day application restriction for grazing.
spinosad (SPN) Blackhawk 36WG	1.1–2.2 oz	0.025–0.05	14.5–7.3	0	3	Do not apply within 3 days of harvest; 0 day restriction for grazing. Do not allow grazing until spray is dry.
Z-cypermethrin (P) *Mustang Max 0.8EC	2.8–4.0 oz	0.0175–0.025	45.7–32	0	0	0-day application restriction for forage or hay. Do not allow grazing until spray is dry.

\*Denotes restricted-use insecticides. Must have private or commercial applicators' license to purchase and apply restricted-use insecticides.



Two types of **ARMYWORMS** commonly feed in hay and pastures in Mississippi. They are true armyworms and fall armyworms. True armyworms are a problem in early spring, and fall armyworms occur in late summer (beginning mid- to late July).

The adults (moths) are rarely seen during the day but become active in the late evening and during the night. Female moths lay eggs in the lower leaves of host plants. Feeding begins shortly after the eggs hatch. These young larvae feed in the lower canopy, close to the ground, until they are approximately 1 inch long. Once the worms reach this size, they can eat a large amount of foliage.

Begin looking for true armyworm outbreaks in early spring and fall armyworm outbreaks mid- to late July. Scout fields on a regular basis during periods of armyworm activity. Barnyard grass and broadleaf signal grass are favored hosts of armyworms. These are good indicator plants; if there are no worms on these hosts, your Bermuda grass is probably OK. Consider cost, efficacy, mode of action, size of the larvae, grazing, and haying restrictions before choosing a product.

**THRESHOLD:** To prevent excessive damage, treat when you find three or more caterpillars per square foot. Do not count caterpillars that are less than ¼-inch long. See **Extension Publication 2717 *Fall Armyworms in Hayfields and Pastures*** for more detailed information.

### *Bermudagrass Stem Maggot*

Insecticide	Amount of Formulation per Acre	Pounds Active Ingredient per Acre	Acres 1 Gallon or 1 Pound Dry Will Treat	Pre-Grazing Interval (days)	PHI (days)	Comments
Z-cypermethrin (P) *Mustang Max 0.8 EC	2.8 oz	0.0175	45	0	0	Do not allow grazing until spray is dry.
cyfluthrin (P) *Baythroid XL, 1 lb/gal	1.6 oz	0.013	80	0	0	0-day restriction for grazing or hay.
cyfluthrin (P) *Tombstone 2EC	2.6–2.8 oz	0.041–0.044	49–45	0	7	0-day restriction for grazing or harvest. Target larvae under ½ inch in length.
gamma-cyhalothrin (P) *Declare 1.25	1.02–1.54 oz	0.01–0.015	125–83	0	7	0-day restriction for grazing, but 7-day wait before cutting for hay. Gamma-cyhalothrin may irritate skin of handlers and applicators.

This information is for preliminary planning purposes only. Generic products containing some of the active ingredients listed above are also available. Be sure to carefully read the label of any product you plan to use, and follow all label restrictions carefully.

\*Denotes restricted-use pesticides. Must have private or commercial applicator's license to purchase and apply restricted-use pesticides.

**BERMUDAGRASS STEM MAGGOT (BGSM)**, *Antherigona reversura*, is a nonnative pest of bermudagrass hayfields that was first found in Mississippi in 2012. Bermudagrass hay producers need to become familiar with this new pest because it has the potential to cause significant reductions in bermudagrass hay yields.

Adult flies are about the size of horn flies and have yellow abdomens. The legless, white larvae bore inside the tips of bermudagrass shoots, feeding down to the first internode and killing the shoot tip and emerging leaves. At first, this may seem like relatively minor damage, but heavy infestations can essentially stop a field from growing. When viewed from a distance, heavily infested fields have an unusual bronzed appearance due to the large number of dead, infested shoot tips. Such infestations have occurred across the Southeast, and yield reductions have been estimated to range from 20 percent to 50 percent. Fine-stemmed bermudagrass varieties, like most of those we currently grow, are most susceptible to attack, as are highly managed, well-fertilized fields.

Populations increase through the growing season, so if the previous cutting sustained significant injury, assume damage will be even higher in the next cutting—unless you treat the field. Pastures are not seriously affected because grazing continually removes susceptible shoots. BGSM is specific to bermudagrass (it does not attack other types of grasses).

With currently available insecticides, the larvae cannot be controlled once they have bored into the stem. Management depends on controlling adult flies before they lay eggs. Once a field has sustained heavy damage with a high percent of shoots infested, the best course of action is to harvest the field and prepare to control the flies in the next cutting. Because stem maggot populations are usually low in the spring and increase as the growing season progresses, infestations in the earlier cuttings of hay may not be high enough to cause significant damage, but the risk of damage increases for each successive cutting.

Base treatment decisions on the amount of damage sustained in the previous cutting. If a field had 15–20 percent or more damaged shoot tips in the previous cutting, plan on treating for BGSM in the next cutting as described here:

- Harvest the field and remove the bales.
- Spray 5–7 days after harvest (as soon as the field begins to green up again).
- Use the low rate of one of the pyrethroid insecticides that is labeled for fall armyworms.
- Spray again 5–7 days later.
- You may wish to add 2 fl oz Dimilin 2L to the second spray if fall armyworms are a threat.
- Cut as soon as maturity and weather allow.

Unfortunately, the timing required for control of BGSM does not coincide with the time in the growth cycle when fall armyworms are most likely to require control. Pyrethroid insecticides are effective against both pests, but BGSM sprays have to be applied early in the growth cycle, while fall armyworm infestations are most likely to occur in the later weeks of a crop growth cycle. Do not expect that sprays applied to control BGSM will provide season-long protection against fall armyworms. Continue to scout fields regularly for fall armyworms, and treat promptly when infestations occur.

## Insecticide Classes, Reentry Intervals, and EPA Registration Numbers

The reentry interval is the time period required by federal law between application of pesticides to crops and the entrance of workers into those crops without protective clothing. Reentry intervals serve to protect workers from possible pesticide poisoning. Growers, scouts, and other farm laborers must effectively communicate when and where pesticides have been applied. Reentry periods vary by product. Scouts should not enter fields until all reentry intervals have expired. Safety is of utmost importance. Be sure to establish proper communication channels with all parties involved.

Producers are required to keep records, including EPA product registration numbers, of all insecticides applied to fields. Reentry intervals and product registration numbers for products not listed below are provided on the insecticide labels.

Insecticide	Active Ingredient	Company	IRAC Class	REI (hours)	Restricted Use	EPA Number
Actara 25 WDG	thiamethoxam	Syngenta	4A	12		100-938
Adjourn 0.66EC	esfenvalerate	Adama	3A	12	X	352-515-66222
Admire Pro 4.6SC	imidacloprid	Bayer	4A	12		264-827
Aeris	imidacloprid	Bayer	4A, 1A		X	264-1057
AgLogic 15G	aldicarb	AgLogic	1A	48	X	87895-4
Agri-Mek 0.7SC	abamectin	Syngenta	6	12	X	100-1351
Agri-Mek 1.5EC	abamectin	Syngenta	6	12	X	100-989
Ambush 2EC	permethrin	Amvac	3A	12	X	5481-549
Ammo 2.5EC		FMC	3A	12	X	279-3027-5905
Asana XL 0.66EC	esfenvalerate	Valent	3A	12	X	352-515
Assail 30 SG	acetamiprid	UPL	4A	12		8033-36-70506
Athena 0.97EC	bifenthrin, cyfluthrin	FMC	3A, 6	12	X	279-3356
Aztec 2.1G	tebupirimphos, cyfluthrin	Amvac	3A, 1B	48	X	5481-9030
Battalion 0.2EC		Arysta LifeScience	3A	12	X	66330-374
Baythroid XL 1E	$\beta$ -cyfluthrin	Bayer	3A	12	X	264-840
Belay 2.13	clothianidin	Valent	4A	12		59639-150
Beleaf 50SG	flonicamid	FMC	9C	12		71512-10-279
Besiege 1.25CS	chlorantraniliprole, $\lambda$ -cyfluthrin	Syngenta	3A, 28	24	X	100-1402
Bidrin 8E	dicrotophos	Amvac	1B	72	X	5481-448
Bidrin XPII 5EC	dicrotophos, bifenthrin	Amvac	3A, 1B	72	X	5481-9024
Bifenture 2EC	bifenthrin	UPL	3A	12	X	70506-57
Blackhawk 36WG	spinosad	Corteva	5	4		62719-523
Brigade 2EC	bifenthrin	FMC	3A	12	X	279-3313
Brigadier 2SC	bifenthrin, imidacloprid	FMC	3A,4A	12	X	279-3332
Capture LFR	bifenthrin	FMC	3A	12	X	279-3302
Carbaryl 4L	carbaryl	Loveland	1A	12		34704-447

Insecticide	Active Ingredient	Company	IRAC Class	REI (hours)	Restricted Use	EPA Number
Carbine 50WG	flonicamid	FMC	9C	12		71512-9-279
Centric 40WG	thiamethoxam	Syngenta	4A	12		100-1147
Comite II 6EC	propargite	Arysta LifeScience	12C	144		400-154
Coragen 1.67SC		FMC	28			352-729
Counter 15G	terbufos	Amvac	1B	48	X	5481-545
Cruiser 5FS	thiamethoxam	Syngenta	4A	12		100-941
Declare 1.25EC	$\gamma$ -cyhalothrin	FMC	3A	24	X	67760-96
Delta Gold 1.5EC	deltamethrin	Winfield Solutions LLC	3A	12	X	264-783-67760
Diamond 0.83EC	novaluron	Adama	15	12		66222-35-400
Dimethoate 4EC	dimethoate	FMC	1B	12		66222-56
Dimilin 2L	diflubenzon	Arysta LifeScience	15	12	X	400-461
Discipline 2EC	bifenthrin	Amvac	3A	12	X	5481-517
Elevest 2.22SC	bifenthrin, chlorantraniliprole	FMC	3A, 28	12	X	279-9652
Endigo ZC 2.06CS	thiamethoxam, $\lambda$ -cyfluthrin	Syngenta	3A,4A	24	X	100-1276
Fanfare 2EC	bifenthrin	Adama	3A	12	X	66222-99
Force 3G	tefluthrin	Syngenta	3a	0	X	100-1075
Fortenza	cyantraniliprole	Syngenta	28	12		100-1420
Fulfill 50 WDG	pymerozine	Syngenta	9B	12		100-912
Fyfanon ULV 9.9C	malathion	FMA	1B, 3A	24	X	67760-108
Gaicho 600	imidacloprid	Bayer	4A	12		264-968
Gaicho XT	imidacloprid	Bayer	4A	12		264-971
Heligen	HaNPV	AgBitech	31	4		87978-2
Hero 1.24EC	bifenthrin, z-cypermethrin	FMC	3A	12	X	279-3315
Imidan 70W	phosmet	Gowan	1B	120		10163-169
Intrepid 2F	methoxyfenozide	Corteva	18	4		62719-442
Intrepid Edge 3SC	methoxyfenozide, spinetoram	Corteva	5,18	4		62719-666
Karate	$\lambda$ -cyfluthrin	Syngenta	3A	24	X	100-1086
Knack 0.86EC	pyriproxyfen	Valent	7C	12		59639-95
Lambda-Cy 1EC	$\lambda$ -cyfluthrin	UPL	3A	24	X	70506-121
Lannate 2.4LV	methomyl	Corteva	1A	48	X	352-384
Leverage 360 3SC	imidacloprid, $\beta$ -cyfluthrin	Bayer	3A,4A	12	X	264-1104
Lorsban 15G	chlorpyrifos	Corteva	1B	24	X	62719-34
Lorsban 4E		Corteva	1B	24	X	62719-220
Malathion 5EC	malathion	Winfield Solutions LLC	1B	12		9779-5
Malathion 57EC	malathion	Loveland	1B	12		34704-108
Mocap 6EC	ethoprop	Amvac	1B	48	X	5481-9041
Movento 2SC	spirotetramat	Bayer	23	24		264-1050
Mustang Max 0.8EC	z-cypermethrin	FMC	3A	12	X	279-3426
Nipsit 5FS	clothianidin	Valent	4A	12		59639-151
Nipsit Inside	clothianidin	Valent	4A	12		59639-151
Oberon 4SC	spiromesifen	Bayer	23	12		264-850
Orthene 90S	acephate	Amvac	1B	24		59639-33
Orthene 97AG	acephate	Amvac	1B	24		5481-8978
Platinum 2SC	thiamethoxam	Syngenta	4A	12		100-939

Insecticide	Active Ingredient	Company	IRAC Class	REI (hours)	Restricted Use	EPA Number
Poncho 600	clothianidin	Bayer	4A			264-789
Portal 0.4EC	fenpyroximate	Nichino America	21A	12		71711-19
Pounce 3.2EC	permethrin	FMC	3A	12	X	279-3059
Prevathon 2.4SC	chlorantraniliprole	Corteva	28	4		352-844
Radiant 1SC	spinetoram	Corteva	5	4		62719-545
Rimon 0.83EC	novaluron	Arysta LifeScience	15	12		66222-35-400
Sevin 4F	carbaryl	Wilbur-Ellis Company	1A	12		61842-38
Sevin XLR 4L	carbaryl	NovaSource	1A	12		61842-37
Silencer 1EC	$\lambda$ -cyfluthrin	Adama	3A	24	X	6622-104
Sivanto Prime	flupyradifurone	Bayer	4D	4		264-1141
Steward 1.25EC	indoxacarb	Corteva	22A	12		352-638
Strafer Max 70WP	acetamiprid	Gowan	4A	12		8033-24-10163
Tenchu 20SG	dinotefuran	Mitsui Chemicals Agro	4A	12		86203-25
Thimet 20G		Amvac	1B	48	X	5481-530
Tombstone 2E	cyfluthrin	Loveland	3A	12	X	34704-912
Transform 50WG	sulfoxaflor	Corteva	4C	24		62719-625
Vantacor 5SC	chlorantraniliprole	FMC	28	4		279-9569
Voliam Flexi 70WG	thiamethoxam, chlorantraniliprole	Syngenta	4A, 28	14		100-1319
Vydate C-LV 3.77	oxamyl	Corteva	1A	48	X	352-532
Warrior 1EC	$\lambda$ -cyfluthrin	Syngenta	3A	24	X	100-1112
Zeal 72WSP	etoxazole	Valent	10B	12		59639-123

\*Insecticide mode of actions class as identified by Insecticide Resistance Action Committee: 1A, carbamates; 1B, organophosphates; 3A, pyrethroids; 4A, neonicotinoids; 5, spinosyns; 6, avermectins; 9C, flonicamid; 10B, etoxazole; 12C, organosulfurs; 15, benzolureas; 18, diacylhydrazines; 21A, METI acaricides; 22A, oxadiazines; 23 = spiromesifen; 28, diamides; UN = unknown.

\*\*Registration numbers change with company brands, although the product name or active ingredient may be the same. Check the label to be sure.



## Trade Names of Generic Insecticides

Active Ingredient	Trade Names
abamectin	Abba, Abacus, AbamectinE, Agri-Mek, Avid, Clinch, Epi-Mek, Flora-Mek, Reaper, Temprano, Varsity, Zephyr, Zoro
acephate	Acephate, Bracket, Orthene, Avatar
acetamiprid	Assail, Intruder, Tristar
beta-cyfluthrin	Baythroid XL
bifenthrin	Bifenthrin AG, Bifenture, Bisect, Brigade, Capture, Discipline, Empower, Fanfare, Menace, Onyx, Sniper, Talstar, Tundra, UpStar, Wisdom
buprofezin	Applaud, Centaur, Courier, Talus
chlorpyrifos	Chlorpyrifos, Govern, Hatchet, Look-On, Lorsban, Nufos, Warhawk, Whirlwind, Yuma, Eraser, Pilot, CPF, Vulcan
chlothianidin	Belay, Clutch, Poncho, Nipsit Inside, Arena
cyfluthrin	Decathlon, Renounce, Tempo, Tombstone
cypermethrin	Ammo, Battery, Cypermethrin, Mustang, UP-Cycle, Cyper-G, Holster
deltamethrin	Chipco Choice, Chipco FireStar, DeltaDust, DeltaGard, Delta Gold, Over 'n Out!, Shooter, Top Choice, Battalion, Centynal, Suspend
esfenvalerate	Adjourn, Asana XL, S-FenvaloStar
gamma-cyhalothrin	Declare
lambda-cyhalothrin	Batle, Grizzly, Helena Lambda, Karate, Karate Z, Lambda T, Lambda-Cy, Lambda-Cyhalothin, LambdaStar, Mystic Z, Silencer, Taiga Z, Warrior II, Warrior Z, Kendo, Jitzu, Lamcap, Paradigm
imidacloprid	Admire, Adnise, Advise Max, Alias, Couraze, Couraze Max, Imida E, Imidacloprid, Imidashot DF, ImiGold, Nuprid, Pasada, Prey, Provado, Sherpa, Trimax Pro, Widow, Wrangler, Zenith
malathion	Fyfanon, Malathion
permethrin	Actronban, Ambush, Arctic, Astro, Ectiban, Permethrin, Permethrin, Perm-UP, Pounce
pyriproxyfen	Distance, Esteem, Knack, Seize
spinosad	Blackhawk, Conserve, Entrust, SpinTor, Success, Tracer, Contain, Senset
zeta-cypermethrin	Mustang Maxx, Respect

\*Read the insecticide label before making application. Although active ingredients are the same or very similar, brands often have different formulations, different labeled uses, and different use rates. This information is provided for educational purposes, and some of the additional brands listed above have not been independently evaluated by Mississippi State University.

## Spray Drift Precautions

- Keep all aerial and ground application equipment maintained and calibrated using appropriate carriers.
- Do not make aerial or ground applications during temperature inversions.
- Make aerial or ground applications when wind velocity (approximately 3 to 10 mph) favors on-target product deposition. Do not apply when wind velocity exceeds 15 mph.
- For aerial applications, mount the spray boom on the aircraft to reduce drift caused by wing tip or rotor vortices. Boom length must not exceed 75 percent of wing span or rotor diameter.
- When using pyrethroid insecticides, do not apply by ground within 25 feet or by air within 150 feet of lakes, reservoirs, rivers, permanent streams, marshes, natural ponds, estuaries, commercial fish ponds, or other bodies of water. Increase the buffer zone to 450 feet when ultralow volume (ULV) applications are made. Be sure to observe all other label restrictions regarding drift precautions for pyrethroids and all other insecticides.

# INSECTICIDE PERFORMANCE RATINGS

## COTTON

Insecticide	Restricted Entry Interval (hours)	Restricted Use (R)	Fall Armyworm	Beet Armyworm	Aphid**	Thrips	Western Flower Thrip	Cutworm	Grasshopper	Bollworm	Tobacco Budworm	Cabbage Looper	Soybean Looper	Salt Marsh Caterpillar	Plant Bug (Hills/Delta)	Spider Mite**	Green & Southern Green Stink Bug	Brown Stink Bug	Whitefly
Admire/Alias/Imidacloprid	12		0	0	3	3	1	0	2	0	0	0	0	0	5/3	0	2	2	0
Aeris	0	X	0	0	2	8	3	3	2	0	0	0	0	0	0/0	0	0	0	0
Aglogic	48	X	0	0	6	9	6	0	0	0	0	0	0	0	3/3	7	0	0	1
Ammo	12	X	4	1	0	3	1	8	6	3	1	6	1	5	5/3	0	8	4	1
Asana XL/Adjourn	12	X	4	1	0	3	1	8	6	3	1	7	1	5	5/3	0	6	4	2
Athena	12	X	4	1	0	3	1	8	8	3	1	7	1	5	5/3	7	8	5	2
Avicta Duo	0	X	0	0	1	3	1	1	2	0	0	0	0	0	0/0	0	0	0	0
Bacillus thuringiensis	4		1	1	0	0	0	0	0	4	5	6	6	2	0/0	0	0	0	0
Baythroid XL	12	X	4	1	0	3	1	8	7	4	1	7	1	5	5/3	0	8	5	2
Belay	12		0	0	6		0	0	0	0	0	0	0	0	5/5	0	7	6	2
Besiege	24	X	9	9	1		1	1		8	6	9	7	9	5/3	0	8	5	1
Bidrin	72	X	0	0	2	7	5	0	7	0	0	0	0	1	8/7	0	9	9	2
Bidrin XP II	72	X	4	1	4	7	5	8	7	3	1	7	1	5	8/8	4	9	9	3
Blackhawk	4		7	7	0	4	3	8	2	7	8	9	8	6	0/0	0	0	0	0
Brigadier	12	X	4	1	3	5	1	8	7	3	1	7	1	5	7/7	4	8	7	2
Brigade/Discipline/Fanfare	12	X	4	1	0	3	1	8	8	3	1	7	1	5	5/3	4	8	7	2
Carbine	12		0	0	8	0	1	0	2	0	0	0	0	0	5/5	0	2	2	0
Centric	12		0	0	3	1	1	0	2	0	0	0	0	0	6/4	0	5	4	2
Comite	144		0	0	0	0	0	0	0	0	0	0	0	0	0/0	7	0	0	0
Cruiser	12		0	0	1	2	1	1	1	0	0	0	0	0	0/0	0	0	0	0
Declare	24	X	5	1	0	3	1	8	6	3	1	7	1	5	5/3	0	8	4	2
Delta Gold	12	X	4	1	0	3	1	8		3	1	7	1	5	5/3	0	8	5	2
Denim	12		8	9	0	1	1	7	2	7	8	9	9	3	0	5	0	0	0
Diamond	12		8	8	0	1	1	1		4	4	7	7	6	8/8*	0	4*	3*	0
Dimethoate/Dimate	48		0	0	0	7	2	0	6	0	0	0	0	1	6/4	3	5	4*	2
Elevest	24	X	9	9	1		1	1		8	6	9	7	9	5/3	0	8	5	1
Endigo	24	X	4	1	3	3	2	8	7	5	1	7	1	5	7/6	0	8	7	2
Fyfanon	24														7/7	0	8	6	
Gaucho	12		0	0	0	6	1	0	0	0	0	0	0	0	0/0	0	0	0	0
Hero	12	X	4	1	0	3	1	8	6	4	1	7	1	5	5/3	4	8	6	2
Intrepid	4		8	8	0	0	0	7	0	4	4	9	9	9	0/0	0	0	0	0
Intrepid Edge	4		9	9	0	7	4	9	0	8	8	9	9	9	0/0	0	0	0	0
Warrior II/Silencer/Lambda-Cy	24	X	4	1	0	3	2	8	6	3	1	7	1	5	5/3	0	8	5	2
Knack	12		0	0	0	0	0	0	0	0	0	0	0	0	0	0	0	0	8
Lannate	72	X	7	4	0	1	0	5	6	4	4	7	7	4	3/3	0	5	3	0
Leverage	12	X	4	1	2	3	1	8	7	3	1	7	1	5	5/3	0	8	5	2

Insecticide	Restricted Entry Interval (hours)	Restricted Use (R)	Fall Armyworm	Beet Armyworm	Aphid**	Thrips	Western Flower Thrip	Cutworm	Grasshopper	Bollworm	Tobacco Budworm	Cabbage Looper	Soybean Looper	Salt Marsh Caterpillar	Plant Bug (Hills/Delta)	Spider Mite**	Green & Southern Green Stink Bug	Brown Stink Bug	Whitefly
Mustang Max/Respect	12	X	4	1	0	3	1	8	6	4	1	7	1	5	5/3	0	8	6	2
Oberon	12		0	0	0	0	0	0	0	0	0	0	0	0	0	9	0	0	7
Orthene/Acephate	24		4	1	0	8	5	6	8	3	2	7	4	4	8/7	0	8	8	3
Portal	12		0	0	0	0	0	0	0	0	0	0	0	0	0/0	8	0	0	0
Prevathon	4		9	9	0	0	0	9	8	9	9	9	8	8	2/2	0	0	0	0
Radiant	4		8	8	0	7	7	9	0	8	8	9	7	7	0/0	0	0	0	0
Sivanto Prime	12				8										4/2				
Steward	12		8	9	0	0	0	5	0	7	8	9	8	5	4/4	0	3	3	
Stafer Max	12		0	0	5	3	0	0	0	0	0	0	0	0	6/4	0	1	1	7
Transform	24		0	0	9	0	0	0	0	0	0	0	0	0	8/8	0	0	0	3
Vantacor	4		9	9	0	0	0	9	8	9	9	9	8	8	2/2	0	0	0	0
Velum Total	12		0	0	1	7	0	0	0	0	0	0	0	0	0	0	0	0	0
Vydate C-LV	48	X	0	0	1	3	1	0	6	0	0	0	0	0	7/6	0	8	7	0
Zeal	12		0	0	0	0	0	0	0	0	0	0	0	0	0/0	9	0	0	0
Zoro/Abba/Agri-Mek/Epi-Mek	12	X	0	0	0	0	0	0	0	0	0	0	0	0	3/3	7	0	0	0

Rating Scale: 0 = no control; 10 = excellent control

\*Effective on nymphs only. ES = early season; LS = late season

\*\*Cotton aphids and spider mites can be flared by use of broad spectrum insecticides such as synthetic pyrethroids. The performance ratings in this chart are for comparison purposes only and are not necessarily a measure of percent control.

SOYBEANS

Insecticide	Restricted Entry Interval (hours)	Restricted Use (R)	Stem Feeders		Defoliators								Defoliators and Pod Feeders					Pod Feeders			
			Cutworm	Threecornered Alfalfa Hopper	Blister Beetle	Garden Webworm	Grasshopper	Green Cloverworm	Saltmarsh Caterpillar	Soybean Looper	Cabbage Looper	Spider Mite	Velvetbean Caterpillar	Bean Leaf Beetle	Beet Armyworm	Yellowstriped Armyworm	Fall Armyworm (Grass/Corn)	Corn Earworm	Green Stink Bug	Brown Stink Bug	Redbanded Stink Bug
Asana XL/Adjourn	12	X	8	8	7	8	7	9	5	1	7	0	9	4	3	7	9/4	4	8	5	6
Bacillus thuringiensis	4		0	0	0	5	0	8	3	6	6	0	8	0	2	0	1/1	2	0	0	0
Baythroid XL	12	X	8	8	7	8	7	9	5	1	7	0	9	3	3	7	9/4	4	8	5	6
Belay	12		0	0	0	0	0	0	0	0	0	0	0	8	0	0	0/0	0	7	6	5
Besiege	24	X	9	8	7	9	7	9	9	7	9	0	9	4	9	9	9/9	9	8	5	5
Blackhawk	4		8	0	0	9	0	9	9	7	9	0	9	0	8	9	7/7	7	0	0	0
Brigade/Discipline/Fanfare	12	X	8	9	7	8	7	9	6	1	7	3	9	5	3	7	9/4	4	8	6	8
Brigadier	12	X	8	9	7	8	7	9	6	1	7	3	9	6	3	7	9/4	4	8	7	8
Cruiser	12		1	3	0	0	0	0	0	0	0	0	0	5	0	0	0/0	0	0	0	0
Declare	24	X	8	8	7	8	7	9	5	1	7	0	9	3	3	7	9/4	4	8	4	6
Diamond	12		5	0	0	6	3	8	5	5	7	0	6	0	7	8	9/9	4	2	2	2
Dimethoate	48		0	6	5	5	7	3	1	1	2	3	3	4	2	4	3/0	2	8	4	6
Dimilin	12	X	5	0	0	3	6	9	5	2	6	0	9	0	3	8	7/7	2	0	0	0
Elevest	24	X	9	8	7	9	7	9	9	7	9	0	9	4	9	9	9/9	9	8	5	5
Endigo	24	X	8	8	7	8	7	9	5	1	7	0	9	7	3	7	9/4	4	8	7	8
Gaucho	12		0	6	0	0	0	0	0	0	0	0	0	5	0	0	0/0	0	0	0	0
Heligen																		7			
Hero	12	X	9	9	7	8	7	9	6	1	7	3	9	5		7	9/4	4	9	6	8
Intrepid	4		8	0	0	8	0	9	8	9	8	0	9	0	8	8	8/8	3	0	0	0
Intrepid Edge	4		9	0	0	8	0	9	8	9	9	0	9	0	8	8	9/9	8	0	0	0
Karate/Silencer/Lambda-Cy	24	X	8	8	7	8	7	9	5	1	7	0	9	4	3	7	9/4	4	8	5	6
Lannate	48	X	5	5	5	8	6	9	4	5	7	0	9	5	6	7	7/7	6	7	5	6
Leverage	12	X	8	8	7	8	7	9	5	1	7	0	9	4	3	7	9/4	4	8	6	7
Nufos	24	X	8	4	4	5	8	7	1	3	4	3	7	5	5	5	5/5	4	6	4	
Mustang Max/Respect	12	X	8	8	7	8	7	9	5	1	7	0	9	4	3	7	9/4	4	8	6	6
Orthene/Acephate	24	X	7	8	7	5	8	8	5	3	7	0	7	7	0	7	8/4	4	8	8	8
Prevathon	4		9	0	0	9	8	9	9	7	9	8	9	0	9	9	9/9	9	0	0	0
Sevin	12		5	3	8	3	7	8	5	1	1	0	8	8	3	6	8/3	6	5	4	
Steward	12		9	0	0	8	0	9	6	8	9	0	4	3	8	8	8/8	8	1	1	
Vantacor	4		9	0	0	9	8	9	9	7	9	8	9	0	9	9	9/9	9	0	0	0

Rating Scale: 0 = no control; 10 = excellent control

The performance ratings in the chart are for comparison purposes only and are not necessarily a measure of percent control.



**CORN**

Insecticide	Restricted Entry Interval (hours)	Restricted Use (R)	Chinch Bug	Corn Earworm*	Fall Armyworm*	Corn Rootworm	Cutworm	European Corn Borer	Flea Beetle	Grasshopper	Seed Corn Maggot	Southwestern Corn Borer	Green & Southern Green Stink Bug	Brown Stink Bug	Wireworm	Fire Ant
Asana XL/Adjourn	12	X	7	4	5	0	8	6	6	6	0	6	8	6	0	0
Aztec/Defcon	48	X	7	0	0	8	4	0	3	0	8	0	0	0	7	7
Baythroid XL	12	X	7	4	5	0	8	6	6	6	0	6	8	6	0	0
Besiege	24	X	0	7	8	0	9	8	6	6	0	8	8	6	0	0
Blackhawk	4		0	6	6	0	8	8	0	0	0	8	0	0	0	0
Capture LFR	12	X	7	0	0	8	7	0	0	0	8	0	0	0	7	7
Cobalt	24	X	7	4	5	0	8	6	6	6	0	6	8	5	0	0
Counter	48	X	7	0	0	8	0	0	6	0	8	0	0	0	7	7
Cruiser	12		7	0	0	8	2	0	1	0	8	0	0	0	6	7
Declare	24	X	7	4	5	0	8	6	6	6	0	6	8	6	0	0
Discipline/Fanfare/Brigade	12	X	7	4	5	0	8	6	6	6	0	6	8	7	0	0
Elevest	24	X	0	7	8	0	9	8	6	6	0	8	8	6	0	0
Force	0	X	3	0	0	8	4	0	0	0	5	0	0	6	7	7
Guacho	0		7	0	0	8	2	0	1	0	8	0	0	0	6	7
Hero	12	X	7	4	5	0	8	6	6	6	8	6	8	7	0	0
Intrepid	4		0	3	6	0	8	8	0	0	0	8	0	0	0	0
Warrior II/Silencer	24	X	7	4	5	0	8	7	6	6	0	6	8	6	0	0
Lannate	48	X	3	4	6	0	5	1	3	4	0	1	4	3	0	0
Nufos	24	X	7	4	5	8	7	5	4	7	8	5	4	4	7	8
Malathion	12		1	2	1	0	0	1	3	5	0	1	5	3	0	0
Mustang Max/Respect	12	X	7	4	5	0	8	6	6	6	0	6	8	6	0	0
Poncho	0	X	7	0	0	8	2	0	2	0	8	0	0	0	6	7
Prevathon	4		0	7	8	0	9	9	0	6	0	9	0	0	0	0
Radiant	4		0	6	6	0	8	8	0	0	0	8	0	0	0	0
Sevin	12	X	3	4	5	0	5	2	8	5	0	2	3	3	0	0
Stallion	24	X	7	4	5	0	8	6	6	6	0	6	8	7	0	0
Thimet/Phorate	48	X	7	0	0	8	0	0	1	0	1	0	0	0	7	7
Tombstone	12	X	7	4	5	0	8	6	6	6	0	6	8	6	0	0
Vantacor	4		0	7	8	0	9	9	0	6	0	9	0	0	0	0

Rating Scale: 0 = no control; 10 = excellent control

\*Ratings for these pests are based on whorl stage corn.

The performance ratings in the chart are for comparison purposes only and are not necessarily a measure of percent control.

## GRAIN SORGHUM

Insecticide	Restricted Entry Interval (hours)	Restricted use (R)	Chinch Bug	Sorghum Webworm	Corn Earworm	Fall Armyworm	Fire Ants	Greenbug/Aphid	Sugarcane Aphid	Sorghum Midge	Stink Bug
Asana XL/Adjourn	12	X	7	6	4	4	0	8	0	9	7
Baythroid XL	12	X	7	6	4	4	0	8	0	9	7
Besiege	24	X	7	9	9	9	0	8	0	9	7
Blackhawk	4		0	9	7	8	0	0	0	3	0
Counter	48	X	7	0	0	0	7	0	0	0	0
Cruiser	12		7	0	0	0	7	7	8	0	0
Declare	24	X	7	6	4	4	0	8	0	9	6
Delta Gold	12	X	7	6	4	4	0	8	0	9	7
Diamond	12		0	6	5	8	0	0	0	4	4
Dimethoate	48		5	5	0	1	0	8	4	8	5
Gaicho/Axcess/Senator	12		7	0	0	0	7	7	8	0	0
Heligen	4				8						
Lannate	48	X	5	5	4	7	0	7	2	6	5
Mustang Max/Respect	12	X	8	6	4	4	0	8	0	9	7
Nipsit Inside	12		7	0	0	0	7	7	8	0	0
Nufos	24	X	7	7	4	7	7	8	4	6	5
Poncho	12		7	0	0	0	7	7	8	0	0
Prevathon	4		0	9	9	9	0	0	0	0	0
Sevin	12		7	7	5	7	0	5	0	6	5
Sivanto Prime	4		0	0	0	0	0	9	9	0	0
Stallion	24	X	7	5	4	4	0	8	0	9	7
Tombstone	12	X	7	6	4	4	0	8	0	9	7
Transform	24		0	0	0	0	0	8	8	0	0
Vantacor	4		0	9	9	9	0	0	0	0	0
Warrior II/Silencer/Lambda-Cy	24	X	7	6	4	4	0	8	0	9	7

Rating Scale: 0 = no control; 10 = excellent control

The performance ratings in this chart are for comparison purposes only and are not necessarily a measure of percent control.

## SMALL GRAINS (Barley, Wheat, Oats, and Rye)

Insecticide	Restricted Entry Interval (hours)	Restricted use (R)	Armyworm	Greenbug/ Aphid	Grasshopper	Cereal Leaf Beetle
Baythroid XL	12	X	8	8	6	8
Blackhawk	4		8	0	0	0
Cruiser	0		0	6	0	0
Declare	24	X	8	8	6	8
Dimethoate	48		4	7	6	4
Guacho	0		0	6	0	0
Lannate	48	X	7	7	3	8
Malathion/Fyfanon	12		3	6	6	8
Mustang Max/Respect	12	X	8	8	6	8
Nipsit	0		0	6	0	0
Sevin	12		6	0	3	7
Warrior II/Silencer/Lambda-Cy	24	X	8	8	6	8

Rating Scale: 0 = no control; 10 = excellent control

The performance ratings in this chart are for comparison purposes only and are not necessarily a measure of percent control.

## RICE

Insecticide	Restricted Entry Interval (hours)	Restricted Use (R)	Chinch Bug	Fall Armyworm	True Armyworm	Short Horned Grasshopper	Rice Stink Bug	Rice Water Weevil (adult)	Rice Water Weevil (egg/larva)	Rice Stalk Borer	Aphids (Greenbug, Oat Bird-Cherry Aphid)	Grape Colaspis
Belay	12		7					8	0	0		
Cruiser	12		6					7	1	0		8
Dermacor	4	X	1	9	9			1	8	8		4
Dimilin 2L	12	X				5		2	0		0	
Fortenza	12		7	7	7			1	8	6		
Malathion	12		1	2	5	6	7				4	
Mustang Max	12	X	7	8	8	6	8	8	0	5	8	
NipSit Inside	12		6					7	1	0		8
Delcare	24	X	7	8	8	6	8	8	0	5	8	
Sevin	12		6	6	5	6	7			3	1	
Tenchu 20SG	12						8					
Warrior II	24	X	7	8	8	6	8	8	0	5	8	

Rating Scale: 0 = no control; 10 = excellent control

The performance ratings in the chart are for comparison purposes only and are not necessarily a measure of percent control.

PEANUTS

Insecticide	Restricted Entry Interval (hours)	Restricted Use (R)	Cutworm *	Threecornered Alfalfa Hopper	Thrips	Southern Corn Rootworm	Grasshopper	Wireworm	Burrower Bug	Soybean Looper	Lesser Cornstalk Borer	Spider Mites	Velvetbean Caterpillar	Rednecked Peanutworm	Beet Armyworm	Fall Armyworm (Grass/Corn)	Corn Earworm	Tobacco Budworm	Leafhoppers
Admire Pro (In-furrow)	0		0	4	7	6	7	6		4									
Assana XL	12	X	8	9	7		6			1	0	0	8	9	1	9/4	4	1	9
Baythroid XL	12	X	8	9	7		6			1	0	0	8	9	1	9/4	4	1	9
Besiege	24	X	9	9	6		7			7	7	0	9	9	9	9/8	9	9	9
Blackhawk	4		8	0	0					7		0	8	9	7	7	6	8	
Brigade/Discipline/Fanfare	12	X	8	9	7		6			1		4	8	9	1	9/4	4	1	9
Brigadier	12	X	8	9	7		6			1		2	8	9	1	9/4	4	1	9
Cruiser	12		3	7	5			7	5		7	0		5					
Comite II	144											7							
Declare	24	X	8	9	7		6			1		0	8	9	1	9/4	4	1	9
Diamond	12		8	0	3		5			7	6	0	8	9	9	7	7	7	
Dimilin	12		6	0	0		5			2	5	0	7		4	7/3	1	1	
Elevest	24	X	9	9	6		7			7	7	0	9	9	9	9/8	9	9	9
Hero	12	X	8	9	7		6			1		2	9	9	1	9/4	4	1	9
Intrepid	4		8	0	0					9		0	8	7	8	8	5	5	
Intrepid Edge	4		9	0	0					9		0	9	9	9	9	8	9	
Lannate	48	X	5	5			6			5		0	9		6	7/7	6		
Mustang Max/Respect	12	X	8	9	7		6			1		0	8	9	1	9/4	4	1	9
Nufos/Chlorpyrifos	24	X	6	4	4	7	8	8			5	0	6		1	5			
Orthene/Acephate	24	X	4	6	8		8			1		0			0		2	0	9
Prevathon	4		9	0	0		6			7	7	0	9	9	9	8	9	9	
Radiant	4		9	0	7		0			8		0	8	9	8	8	8	8	
Sevin	12		7	3	8		7			4		0	8		2	4	5	3	
Steward	12		9	0	0		0			8		0	5	9	7	8	7	8	
Thimet	48	X	0		9	6		7	6		4								
Tombstone	12	X	8	9	7		7			2		0	8	9	1	9/4	4	1	9
Vantacor	4		9	0	0		6			7	7	0	9	9	9	8	9	9	
Velum Total	12		0	4	7	6		7	6			0							
Warrior II/Silencer/Lambda-Cy	24	X	8	9	7		6			1		0	8	9	1	9/4	4	1	9

Rating Scale: 0 = no control; 10 = excellent control

The performance ratings in the chart are for comparison purposes only and are not necessarily a measure of percent control.

\*Some species may not be adequately controlled with pyrethroids, especially later in the season.



# PHOTO CREDITS

## **Cotton**

4, 5, 7, 8, 9, 10, 11, 13, 14, 15, 16, 17, 23, 24, 25, 27, 28, 29, 32, 33, 34, 35, 36, 38, 39, 42, 47, 51, 52, 53, 54—Angus Catchot, Mississippi State University

2, 3, 6, 12, 18, 19, 21, 22, 26, 30, 31, 40, 41, 43, 44, 45, 46, 50, 55, 56, 57, 58, 59, 60—Scott Stewart, University of Tennessee  
49—Blake Layton, Mississippi State University

1—Jack Reed, Mississippi State University (retired)

20—Scott Akin, University of Arkansas (formerly)

37—Winfield Sterling, Texas A&M University (retired)

48—Ric Bessin, University of Kentucky Entomology

## **Soybeans**

1, 8, 12, 13, 15, 16, 19, 23, 25, 26, 27, 34, 40, 42, 44, 46, 48, 49, 50, 51, 53, 57, 59, 61—Scott Stewart, University of Tennessee

2, 3, 4, 5, 6, 9, 10, 14, 17, 18, 20, 21, 24, 28, 29, 32, 33, 38, 43, 47, 54, 58, 60—Angus Catchot, Mississippi State University

7, 22, 30, 31, 35, 36—Blake Layton, Mississippi State University

11—Russ Ottens, University of Georgia

37—Leroy Brooks, Texas A&M University

4—Clemson University, USDA Cooperative Extension Slide Series

55—Jack Kelly Clark, University of California

52, 56—Alton N. Sparks, Jr., University of Georgia

## **Corn**

4, 6, 8, 10, 17, 18, 19, 29, 33, 34, 36, 38, 39, 41, 42, 44, 45—Angus Catchot, Mississippi State University

12, 20, 21, 22, 23, 26, 27, 28, 35, 37, 43, 47—Scott Stewart, University of Tennessee

1, 2, 7, 9, 11, 13, 14, 15, 24, 31—Chris Daves, Mississippi State University (formerly)

16, 32—Blake Layton, Mississippi State University

48, 49—Fangneng Huang, Louisiana State University

30—Marlin Rice, Iowa State University (retired)

25—Jeff Gore, Mississippi State University

5—Ric Bessin, University of Kentucky Entomology

# Notes

# COTTON, SOYBEAN, CORN, GRAIN SORGHUM, WHEAT, SWEETPOTATO, RICE, PASTURE, & PEANUT INSECT CONTROL GUIDE COMMITTEE

Whitney Crow

Angus Catchot

Jeff Gore

Don Cook

Blake Layton

Fred Musser

Brian Pieralisi

Erick Larson

Trent Irby



**MISSISSIPPI STATE**  
UNIVERSITY™

---

**EXTENSION**

[extension.msstate.edu](http://extension.msstate.edu)

Revised by **Whitney Crow**, PhD, Assistant Professor, Delta Research and Extension Center.

*Copyright 2021 by Mississippi State University. All rights reserved. This publication may be copied and distributed without alteration for nonprofit educational purposes provided that credit is given to the Mississippi State University Extension Service.*

The information given here is for educational purposes only. References to commercial products or trade names are made with the understanding that no discrimination is intended against other products that may also be suitable.

Produced by Agricultural Communications.

Mississippi State University is an equal opportunity institution. Discrimination in university employment, programs, or activities based on race, color, ethnicity, sex, pregnancy, religion, national origin, disability, age, sexual orientation, gender identity, genetic information, status as a U.S. veteran, or any other status protected by applicable law is prohibited.

**Publication 2471**

Extension Service of Mississippi State University, cooperating with U.S. Department of Agriculture. Published in furtherance of Acts of Congress, May 8 and June 30, 1914. GARY B. JACKSON, Director

(1500-10-21)