



MISSISSIPPI STATE
UNIVERSITY™

EXTENSION




Weed Identification

Family: Fabaceae (Leguminosae)

Sicklepod
(*Senna obtusifolia*)

VS

Coffee senna
(*Senna occidentalis*)



Remember:
One weed seed is enough to start an infestation.

Publication 3661 (POD-07-24)

By **Taghi Bararpour**, PhD, Associate Extension/Research Professor, and **Jason Bond**, PhD, Extension/Research Professor, Delta Research and Extension Center.

Copyright 2024 by Mississippi State University. All rights reserved. This publication may be copied and distributed without alteration for nonprofit educational purposes provided that credit is given to the Mississippi State University Extension Service.

Produced by Agricultural Communications.

Mississippi State University is an equal opportunity institution. Discrimination in university employment, programs, or activities based on race, color, ethnicity, sex, pregnancy, religion, national origin, disability, age, sexual orientation, gender identity, genetic information, status as a U.S. veteran, or any other status protected by applicable law is prohibited.

Extension Service of Mississippi State University, cooperating with U.S. Department of Agriculture. Published in furtherance of Acts of Congress, May 8 and June 30, 1914. ANGUS L. CATCHOT JR., Director