



Mississippi Timber Price Report

1st Quarter 2019



The **Mississippi Timber Price Report** provides a picture of timber market activity showing regional and statewide stumpage prices for common forest products. **This report should only be used as a guide to help individuals monitor timber market trends. The average price should not be applied as fair market value for a specific timber sale because many variables influence actual prices each landowner will receive.** This report and historical timber prices are available by contacting your local county Extension office or at www.extension.msstate.edu/forestry/forest-economics/timber-prices.

How are prices obtained? This report used data from 127 timber sales conducted and reported across Mississippi during 1st quarter 2019. Reporters include forest product companies, logging contractors, consulting foresters, landowners, and other natural resource professionals.

Are you interested in becoming a cooperative price reporter or do you want more information about the Mississippi Timber Price Report? Please contact Marc Measells at mkm2@msstate.edu or at 662-325-3550 for more information.

Price Trends

The 1st quarter statewide stumpage prices for pine products are in Table 1 while hardwood products are in Table 2. We have included low and high prices to indicate differences landowners could expect to receive. The graphs reflect 10-year statewide average price trends.

Extremely wet weather across the state this quarter caused stumpage prices to increase for most products. However, the oversupply issue (abundant supply of standing trees) and a stagnant housing market (demand) continue to negatively influence timber prices in Mississippi. Future housing starts are projected to remain relatively flat which will continue to impact prices for an extended period. Announcements of mill expansions are good news for landowners near those mills. These expansions will provide additional market capacity in those areas. Unfortunately, the closing of the Georgia-Pacific paper mill in Port Hudson, Louisiana will hurt landowners in southwest Mississippi.

Compared to 4th quarter 2018, statewide average prices increased for most species and product classes. Regional prices fluctuated between product classes with some experiencing increases while others decreased. North Mississippi prices continue to be less than south Mississippi prices primarily because of fewer mills north of Interstate 20. Expect to see prices across the state decrease as drier weather returns this quarter. Pulpwood prices in southwest Mississippi will decrease because of the paper mill closing.

Table 1: Mississippi 1st quarter 2019 pine stumpage prices (\$/ton).**

Region		Pine Poles	Pine Sawtimber	Pine Plylogs	Pine Chip-n-Saw	Pine Topwood	Pine Pulpwood
NW	Low	\$38.00	\$12.00	IND	\$6.00	IND	\$1.00
	High	\$40.00	\$35.00	IND	\$21.03	IND	\$7.00
	Average	\$38.67	\$21.22	IND	\$11.85	IND	\$3.43
NE	Low	IND	\$14.00	\$18.00	\$8.00	\$8.00	\$1.00
	High	IND	\$35.00	\$25.50	\$20.00	\$10.00	\$6.77
	Average	IND	\$22.98	\$20.90	\$13.67	\$9.20	\$4.30
SW	Low	\$30.00	\$15.00	\$19.00	\$8.00	\$2.00	\$3.50
	High	\$44.00	\$35.00	\$24.00	\$21.50	\$7.00	\$11.28
	Average	\$38.75	\$23.86	\$21.60	\$14.53	\$4.34	\$7.32
SE	Low	\$35.00	\$23.00	\$16.00	\$10.00	\$3.50	\$3.00
	High	\$51.00	\$34.00	\$24.50	\$17.67	\$10.50	\$10.17
	Average	\$43.71	\$26.62	\$21.79	\$14.29	\$6.34	\$6.81
Statewide	Low	\$30.00	\$12.00	\$16.00	\$6.00	\$2.00	\$1.00
	High	\$51.00	\$38.00	\$25.50	\$21.50	\$10.50	\$11.28
	Average	\$41.23	\$23.81	\$21.36	\$13.78	\$5.46	\$5.61

* IND = Insufficient or No Data Reported.

** Product classes are often subdivided into small, medium, and large categories. Prices vary according to size.

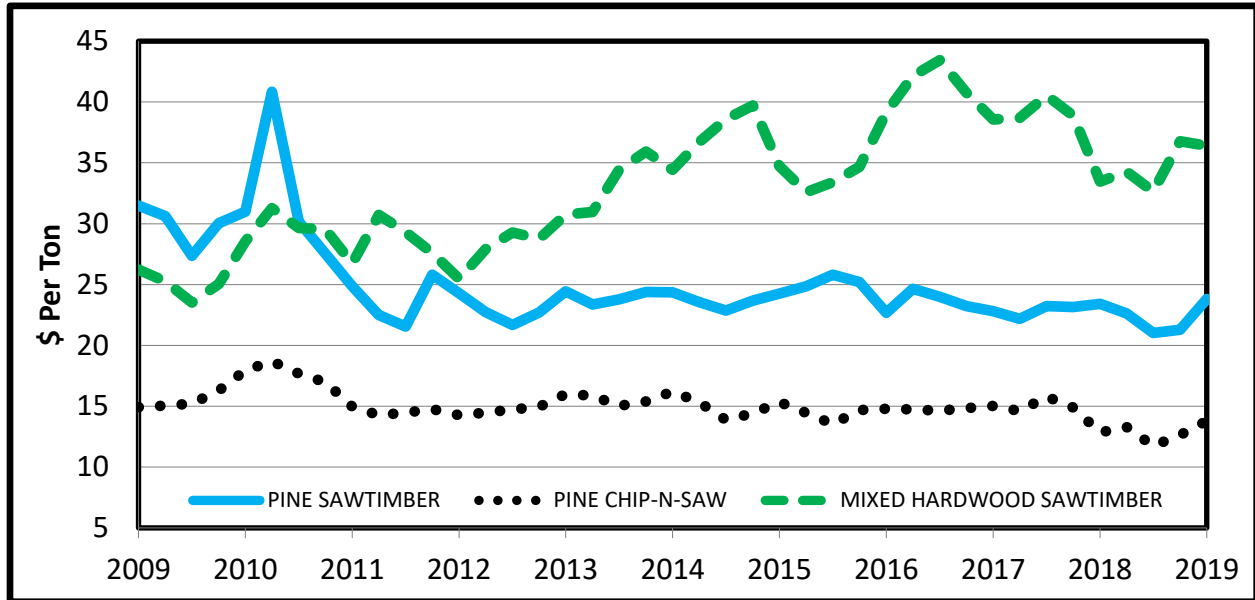
Table 2: Mississippi 1st quarter 2019 hardwood stumpage prices (\$/ton).**

Region		Oak Sawtimber	Mixed Hardwood Sawtimber	Hardwood Pulpwood	Crossties
NW	Low	\$30.00	\$17.14	\$4.00	IND
	High	\$60.00	\$58.00	\$15.00	IND
	Average	\$49.18	\$36.82	\$9.42	IND
NE	Low	\$40.00	\$17.00	\$5.00	IND
	High	\$60.00	\$55.00	\$22.00	IND
	Average	\$48.72	\$36.97	\$13.11	IND
SW	Low	\$40.00	\$30.00	\$4.80	\$35.00
	High	\$60.00	\$48.00	\$15.00	\$38.56
	Average	\$48.76	\$39.61	\$8.63	\$36.91
SE	Low	\$38.00	\$17.14	\$5.00	IND
	High	\$64.00	\$55.00	\$22.17	IND
	Average	\$46.80	\$33.63	\$13.23	IND
Statewide	Low	\$30.00	\$17.00	\$4.00	\$10.00
	High	\$64.00	\$58.00	\$22.17	\$38.56
	Average	\$48.40	\$36.41	\$10.90	\$32.81

*IND = Insufficient or No Data Reported.

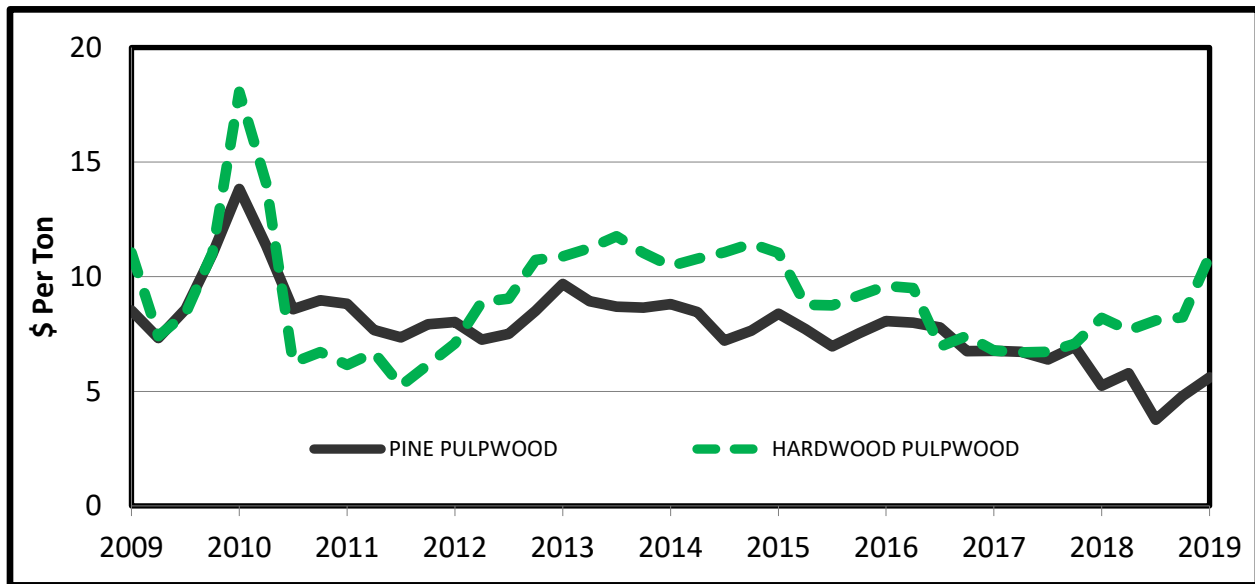
** Product classes are often subdivided into small, medium, and large categories. Prices vary according to size.

Figure 1: Average Mississippi pine sawtimber, pine chip-n-saw, and mixed hardwood sawtimber stumpage prices (\$/ton) for 1st quarter 2009 through 1st quarter 2019.*



*Prices from 2008-2017 are from Timber Mart-South. 2018-current prices are from Mississippi State University Extension.

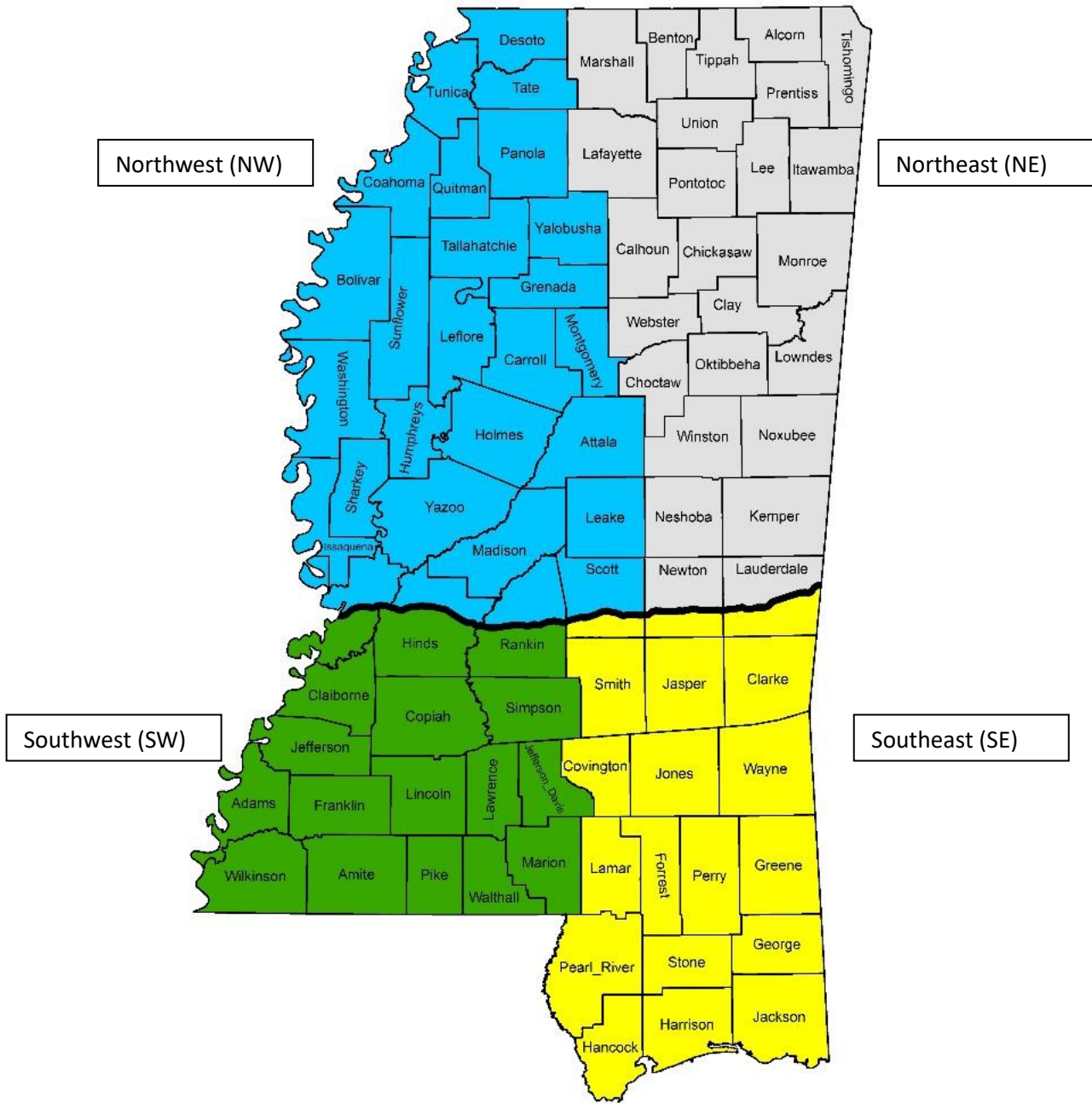
Figure 2: Average Mississippi pine and hardwood pulpwood stumpage prices (\$/ton) for 1st quarter 2009 through 1st quarter 2019.*



*Prices from 2008-2017 are from Timber Mart-South. 2018-current prices are from Mississippi State University Extension.

*Timber-Mart South (TMS), Inc. has more detailed data available by subscription that contains values for other timber products not included in this report. TMS is compiled and produced at the Center for forest Business, Warnell School of Forest Resources, University of Georgia, under contract with the Frank W. Norris Foundation, a non-profit corporation serving the forest products industry. See <http://WWW.TMARTSOUTH.COM/> for information on subscriptions.

Mississippi Timber Price Report Regions



Mississippi State University is an equal opportunity institution. Discrimination in university employment, programs, or activities based on race, color, ethnicity, sex, pregnancy, religion, national origin, disability, age, sexual orientation, genetic information, status as a U.S. veteran, or any other status protected by applicable law is prohibited. For more information, please contact the Office of Compliance and Integrity, 56 Morgan Avenue, P.O. 6044, Mississippi State, MS 39762.