

# MISSISSIPPI Corn for Grain



## HYBRID TRIALS, 2007



MISSISSIPPI AGRICULTURAL & FORESTRY EXPERIMENT STATION • VANCE H. WATSON, DIRECTOR

MISSISSIPPI STATE UNIVERSITY • ROBERT H. FOGLESONG, PRESIDENT • VANCE H. WATSON, VICE PRESIDENT

## **NOTICE TO USER**

This Mississippi Agricultural and Forestry Experiment Station information bulletin is a summary of research conducted under project number MIS 1414 at locations shown on the map on the second page. It is intended for colleagues, cooperators, and sponsors. The interpretation of data presented in this report may change after additional experimentation. Information included is not to be construed as a recommendation for use or as an endorsement of a specific product by Mississippi State University or the Mississippi Agricultural and Forestry Experiment Station.

This report contains data generated as part of the Mississippi Agricultural and Forestry Experiment Station research program. Joint sponsorship by the organizations listed on pages 3-4 is gratefully acknowledged.

Trade names of commercial products used in this report are included only for clarity and understanding. All available names (i.e., trade names, chemical names, etc.) of products used in this research project are listed on pages 3-4.

# Mississippi Corn for Grain Hybrid Trials, 2007

**Bernie White**  
Manager, Variety Evaluations  
Mississippi State University

**Frank Boykin**  
Operations Manager  
Black Belt Branch Experiment Station

**Dennis Rowe**  
Statistician  
Mississippi State University

**Brad Burgess**  
Research Associate II  
Mississippi State University

**Jerry Singleton**  
Area Extension Agent  
Leflore County Extension Service

**Sean Horton**  
Farm Manager  
Delta Research and Extension Center

**Art Smith**  
Area Extension Agronomic Crops Agent  
Tunica County Extension Service

**Billy Johnson**  
Senior Research Assistant  
Coastal Plain Branch Experiment Station

**Sammy Soignier**  
Facilities Coordinator  
Brown Loam Branch Experiment Station

**Erick Larson**  
Associate Professor  
MSU Plant and Soil Sciences

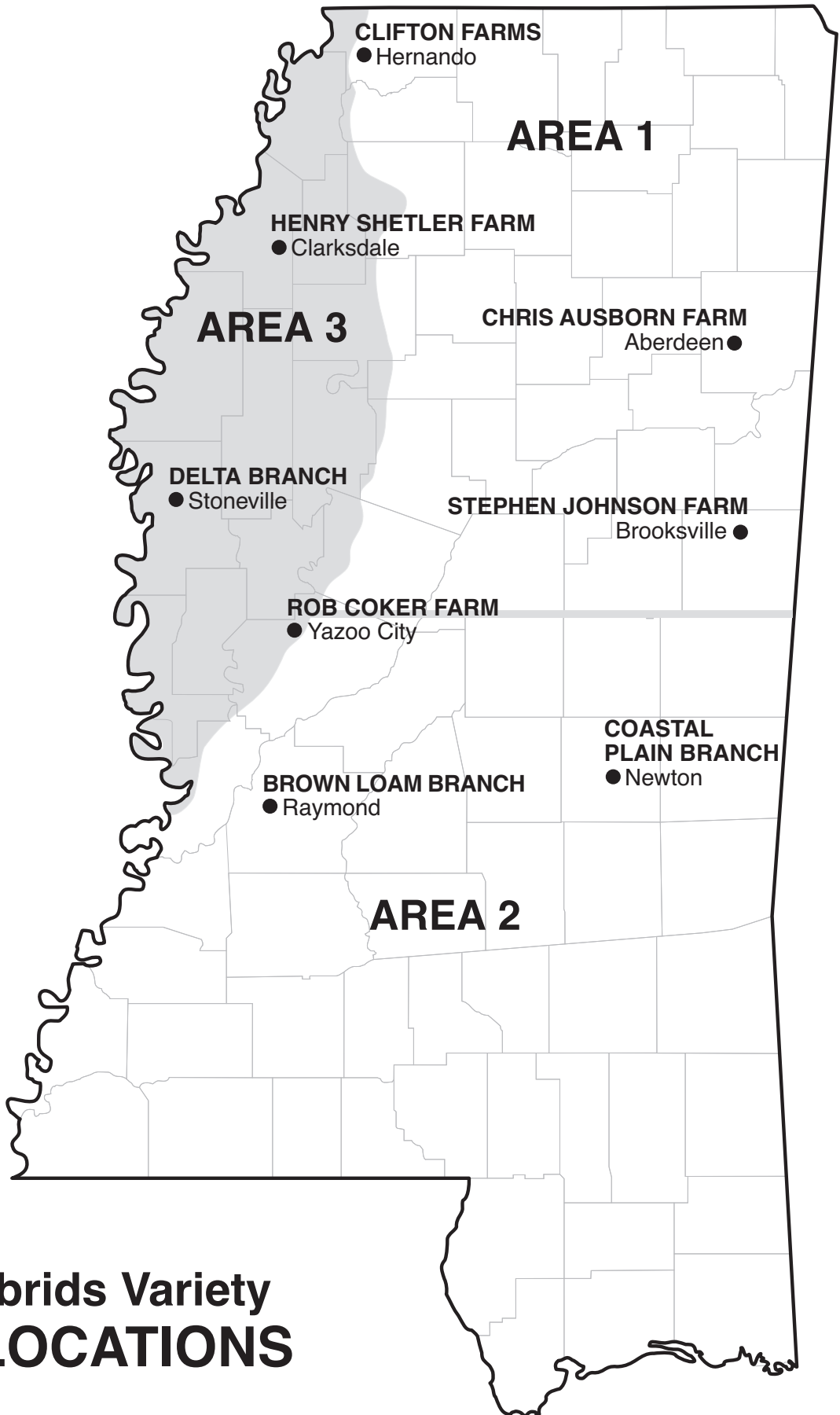
**Charlie Stokes**  
Area Agronomy Agent  
MSU Extension Service

**Dennis Reginelli**  
Area Extension Agent  
Noxubee County Extension Service

**Guy Wilson**  
Simpson County Director  
Mississippi State Extension Service

---

For more information, contact Bernie White at (662) 325-2390; e-mail, [bwhite@mafes.msstate.edu](mailto:bwhite@mafes.msstate.edu). Recognition is given to Jessie L. Selvie, Jerry W. Nail, and Loyd Cooper, research technicians for the Variety Testing Program, for their assistance in packaging, planting, harvesting, and recording plot data. Statistical analyses and computing assistance were provided by Clayton Nash, a student worker in the Experimental Statistics Unit. This publication was prepared by Jimmie Cooper, administrative secretary for MAFES Research Support Units. It was published by the Office of Agricultural Communications, a unit of the Mississippi State University Division of Agriculture, Forestry, and Veterinary Medicine. Our website address is [msucares.com/crops/variety/index.html](http://msucares.com/crops/variety/index.html)



# Corn Hybrids Variety TEST LOCATIONS

# Mississippi Corn for Grain Hybrid Trials, 2007

## PROCEDURE

Trials were conducted on Experiment Station land or on grower-cooperator fields in three geographical areas in Mississippi: Area I, located north of Interstate 20 (three dryland locations); Area II, located south of Interstate 20 (two dryland locations); and Area III, located in the Delta region of Mississippi (three irrigated locations) (see map). Commercial seed companies were given the opportunity to enter hybrids in Area I, Area II, or Area III.

Plots consisted of two 30-inch rows, which were 14 feet long. Weeds were controlled by cultivation and/or herbicides. Only herbicides currently registered for use on corn were used in these studies, with strict adherence to all label instructions. All hybrids were treated with Poncho 250 or Cruiser for seedling insect control.

Experimental design was a randomized complete block with four replications at each location.

Hybrids were separated into two maturity groups based upon relative maturity as specified by the sponsoring companies. Those hybrids with a relative maturity of 115 days or less were considered to be early maturing, while those listed requiring 116 days or more to mature were considered late maturing.

Seed of all entries were supplied by participating companies. All seed were packaged for planting at seeding rates suggested by the participating company and planted with a cone planter. Fertilizer was applied according to soil test recommendations. Plots in Areas I and II were grown in dryland conditions, and plots in Area III were furrow-irrigated as necessary.

## VARIABLES MEASURED IN THE CORN HYBRID TESTS

**Yield:** An Almaco SPC 40 plot combine was used to harvest the total area of each plot. Harvested grain was weighed, moisture was determined, and yields were converted to bushels per acre at 15.5 percent moisture.

**Stalk Lodging:** Stalk lodging is the percentage of plants, based on actual counts of all

plants in each plot, that were broken below the upper ear-bearing node at harvest.

**Ear Height:** Ear height is the distance from the soil to the highest ear-bearing node.

**Harvest Population:** Harvest population is a measure of the number of plants per acre, based on actual stand counts.

# USE OF DATA TABLES AND SUMMARY STATISTICS

The yield potential of a given variety cannot be measured with complete accuracy. Consequently, replicate plots of all varieties are evaluated for yield, and the yield of a given variety is estimated as the mean of all replicate plots of that variety. Yields vary somewhat from one replicate plot to another, which introduces a certain degree of error to the estimation of yield potential. As a result, although the mean yields of some varieties are numerically different, the two varieties may not be significantly different from each other within the range of natural variation. That is, the ability to measure yield is not precise enough to determine what the small differences are, other than what might be observed purely by chance.

The least significant difference (LSD) is an estimate of the smallest difference between two varieties that can be declared to be the result of something other than random variation in a particular trial. Consider the following example for a given trial:

Variety	Yield
A .....	90 bu/A
B .....	85 bu/A
C .....	81 bu/A
LSD .....	7 bu/A

The difference between variety A and variety B is 5 bu/A (i.e.,  $90 - 85 = 5$ ). This difference is smaller than the LSD (7 bu/A). Consequently, we would conclude

that variety A and variety B have the same yield potential, since we are unable to say that the observed difference did not occur purely due to chance. However, the difference between variety A and variety C is 9 bu/A (i.e.,  $90 - 81 = 9$ ), which is larger than the LSD (7 bu/A). We would therefore conclude that the yield potential of variety A is superior to that of variety C.

The coefficient of variation (CV) is a measure of the relative precision of a given trial and is used to compare the relative precision of different trials. The CV is generally considered an estimate of the amount of unexplained variation in a given trial. This unexplained variation can be the result of variation between plots with respect to soil type, fertility, insects, diseases, moisture stress, etc. Overall, as the CV increases, the precision of a given trial decreases.

The coefficient of determination ( $R^2$ ) is another measure of the level of precision in a trial and is also used to compare the relative precision of different trials. The  $R^2$  is a measure of the amount of variation that is explained, or accounted for, in a given trial. For example, an  $R^2$  value of 90 percent indicates that 90 percent of the observed variation in the trial has been accounted for in the trial, with the remaining 10 percent being unaccounted for. The higher the  $R^2$  value, the more precise the trial. The  $R^2$  is generally considered a better measure of precision than the CV for comparison of different trials.

**Table 1. Characteristics provided by sponsoring companies  
for corn hybrids entered in the 2007 Mississippi variety trials.**

<b>Company</b>	<b>Hybrid</b>	<b>Trait<sup>1</sup></b>	<b>Planting rate (x1000)</b>	<b>Days to maturity</b>
AgriGold Hybrids RR 1 Box 203 St. Francisville, IL 62460 812-787-0281	AgriGold A6633BtRR	RR/Bt	32	115
	AgriGold A6455BtRR	RR/Bt	30	110
	AgriGold A6639RR	RR	32	115
	AgriGold A6596HX	HX	30	114
Belle Southern Hybrids 1 Pennsylvania St. Waldenburg, AR 72474 870-579-2286	Belle 1533Y	YG	32	115
	Belle 1545RY	RR/YG	32	115
	Belle 1646RY	RR/Bt	32	116
	Belle 1722R	RR	32	117
	Belle 1844RY	RR/Bt	32	118
	Belle 1147RY	RR/Bt	32	111
Bio Gene Seeds 5477 Tri-County Hwy. Sardinia, OH 45171 937-444-6422	BG 83V08	Bt	32	113
	BG 84V08	RR/Bt	32	114
	BG CB1143	32	114	
Crow's Hybrid Corn Co. P.O. Box 157 Kentland, IN 47951 270-519-9286	4846T	RR/Bt	30/32	110
	5132S	RR/Bt	30/32	113
	8T215	RR/Bt	30/32	116
Dairyland Seed P.O. Box 958 West Bend, WI 53095-0958 309-530-3983	7615	RR/Bt	30	115
FFR Seed 969 Cloverleaf Drive Southaven, MS 38671 901-652-0903	746RR2BT	RR/Bt	28/32	114
	787RR2BT	RR/Bt	28/32	115
Golden Acres Genetics P.O. Box 579 Buchanan Dam, TX 78609 512-793-5205	GA 2831RRB	RR/Bt	32	115
	GA 2841RRB	RR/Bt	32	117
	GA 2989RRB	RR/Bt	28	118
	GA 2993RRB	RR/Bt	28	119
	GA 28Z49	RR/Bt	28	118
	GA X-6701	RR	32	113
	GA X-6702RRB	RR/Bt	32	114
	GA X-6705RRH	RR/Bt	32	116
Land O' Lakes/Croplan Genetics P.O. Box 64281 St. Paul, MN 55164 662-873-7351	799RB	RR	32	117
	851RB	RR/Bt	30	117
	6818RR	RR	32	112
	6831RHL	RR/HLL	32	111
	6992RB	RR/Bt	30	113
	7050RB	RRBt	32	113
Monsanto Company 800 N. Lindbergh Blvd. St. Louis, MO 63167 314-694-1000	DKC61-22	RR	28/32	111
	DKC61-45	RR2/YGCB	28/32	111
	DKC63-46	RR2/YGCB	28/32	113
	DKC63-62	RR2	28/32	113
	DKC64-27	RR2	28/32	114
	DKC64-78	RR/BT	28/32	114
	DKC65-47	RR	28/32	115
	DKC66-23	RR2/YGCB	28/32	116
	DKC67-23	RR2/YGCB	28/32	117
	DKC67-87	RR/Bt	28/32	117
	DKC69-43	RR	28/32	119
	DKC69-71	RR2/YGCB	28/32	119
	DEKALB RX715	RRBt	28/32	111
NK Brand Syngenta Seed 7500 Olsen Memorial Hwy. Golden Valley, MN 55427 318-372-3457	8247YG1	YG1/RR	30	115
	8295YG1/RR	YG1/RR	30	115
	N68-B8	Bt11/LL	30	110
	N70-C7	RRBt11/LL	30	112
	N77-P5	Bt11/LL	30	112

<sup>1</sup>RR = Incorporates Roundup Ready Technology; LL, L, = Incorporates Liberty Link Technology; Bt, CB, HX = Corn Borer Protection Technology.

**Table 1 (continued). Characteristics provided by sponsoring companies for corn hybrids entered in the 2007 Mississippi variety trials.**

Company	Hybrid	Trait <sup>1</sup>	Planting rate (x1000)	Days to maturity
Pioneer Hi-Bred Intl. 700 Blvd South, Suite 302 Huntsville, AL 35802 256-650-4223	31G71	RR/HX1/LL	28	119
	31G96	RR/YG/LL	28	117
	31N26	RR	32	117
	31P41	RR	28	118
	31R87	RR/YG/LL	28	120
	32B29	RR	28	118
	33M57	RR/HX/LL	28/32	116
	33N58	RR/HX/LL	32	114
Terral Seed Inc. P.O. Box 826 Lake Providence, LA 71254 318-559-2840	TV23R31	RR	32	113
	TV25BR23	Bt/RR	32	115
	TV25R31	RR	30	115
	TV25BR71	RR/Bt	30	115
	TV26B34	Bt	30	115
	TV26BR10n	Bt/RR	32	115
	TV26BR41	Bt/RR	30	115
	TV26BR61	Bt/RR	30	115
	TVX23BR701	RR/Bt	32	113
	TVX25BR702	RRBt	32	115
	TVX25R81	RR	32	115
	TVX25R701	RR	30	115
	TVX26BR601	Bt/RR	30	116
UAP Distribution Inc. 7251 West 4th St. Greeley, CO 80634 601-856-3314	DG57B90	RR/Bt	32	113
	DG57G48	RR/Bt	32	113
	DG57K33	RR	32	114
	DG57K58	RR	32	115
	DG57N96		32	114
	DG57P12	RR/Bt	32	115
	DG57P84	RR/Bt	32	113
	DG58K02	RR	32	119
	DG58K40	RR	32	117
	DG58P45	RR/Bt	32	120
	DG58P59	RR/Bt	32	116
	DG58P60	RR/Bt	32	120
	DG58P74	RR/Bt	32	117
UniSouth Genetics Inc. 2640-C Nolensville Rd. Nashville, TN 37211 615-242-0467	Adler 3515	RRBt	30	107
	Adler 3545	Bt	30	111
	Adler 4740	RRBt	30	112
	Adler 9040	RRBt	30	117
	Adler 9050	RRBt	30	116
Unity Seeds 107 Fallon St. Kentland, IN 47951 219-474-5810	1112 RR/YGCB	RR/Bt	32	112
	4114 RR/YGPL	RR/Bt	32	114

<sup>1</sup>RR = Incorporates Roundup Ready Technology; LL, L, = Incorporates Liberty Link Technology; Bt, CB, HX = Corn Borer Protection Technology.



**Table 2. Average grain production, by areas, for early-maturing corn hybrids grown in Mississippi, 2007**

Hybrid number	Brand name	Area I			Area II			Area III		
		2007 yield	2-yr. avg. <sup>1</sup>	3-yr. avg. <sup>2</sup>	2007 yield <sup>3</sup>	2-yr. avg.	3-yr. avg.	2007 yield	2-yr. avg.	3-yr. avg.
		<i>bu/A</i>	<i>bu/A</i>	<i>bu/A</i>	<i>bu/A</i>	<i>bu/A</i>	<i>bu/A</i>	<i>bu/A</i>	<i>bu/A</i>	<i>bu/A</i>
Adler	Adler 3515RRBT	155.6	—	—	—	—	—	218.6	—	—
Adler	Adler 3545RRPL	152.3	—	—	—	—	—	205.2	—	—
Adler	Adler 4740YGPL	141.0	—	—	—	—	—	202.4	—	—
AgriGold	A6633BIRR	159.1	—	—	—	—	—	223.3	—	—
AgriGold	A6455BIRR	151.9	—	—	—	—	—	213.0	—	—
AgriGold	A6639RRR	155.2	—	—	—	—	—	206.1	—	—
AgriGold	A6596HX	147.7	—	—	—	—	—	205.9	—	—
Belle	Belle 1533Y	159.7	132.1	136.6	—	—	—	218.7	228.2	217.7
Belle	Belle 1545RY	157.1	134.0	148.6	—	—	—	222.8	226.7	217.2
Belle	Belle 1147RY	150.8	—	—	—	—	—	214.7	—	—
Bio Gene	BG 83V08	—	—	—	—	—	—	224.4	—	—
Bio Gene	BG 84V08	—	—	—	—	—	—	207.0	—	—
Bio Gene	BG CB1143	—	—	—	—	—	—	214.1	241.1	—
Croplan Genetics	6818RR	153.5	—	—	70.8	—	—	210.4	—	—
Croplan Genetics	6831RHL	156.9	—	—	81.8	—	—	218.7	—	—
Croplan Genetics	6992RB	155.0	—	—	86.2	—	—	217.6	—	—
Croplan Genetics	7050RB	155.0	—	—	80.0	—	—	206.0	—	—
Crow's	4846T	160.9	—	—	—	—	—	224.9	—	—
Crow's	5132S	158.8	—	—	—	—	—	214.5	—	—
Dairyland	7615	—	—	—	—	—	—	220.7	—	—
DEKALB	DKC61-22	161.8	—	—	91.7	—	—	218.8	—	—
DEKALB	DKC61-45	160.5	138.9	143.7	59.2	111.5	—	223.0	224.4	213.1
DEKALB	DKC63-46	158.3	137.0	—	94.6	128.3	—	227.6	221.4	—
DEKALB	DKC63-62	167.9	140.5	—	98.1	142.6	—	221.3	228.1	—
DEKALB	DKC64-27	156.6	145.1	—	95.3	137.6	—	215.6	221.8	—
DEKALB	DKC64-78	155.4	—	—	75.8	—	—	231.3	—	—
DEKALB	DKC65-47	149.3	—	—	97.1	—	—	221.4	—	—
DEKALB	DKC66-23	152.0	115.4	—	68.5	—	—	231.7	—	—
DEKALB	DKC66-23 (Un)	146.0	—	—	79.8	179.2	—	219.7	221.0	—
DEKALB	DEKALB RX715	151.9	—	—	76.5	—	—	222.9	—	—
Dyna-Gro	DG57B90	164.6	—	—	75.7	—	—	226.3	—	—
Dyna-Gro	DG57G48	159.5	—	—	79.3	—	—	229.8	—	—
Dyna-Gro	DG57K33	155.3	—	—	80.0	—	—	218.7	—	—
Dyna-Gro	DG57K58	160.5	136.6	—	66.8	120.3	—	240.5	237.9	—
Dyna-Gro	DG57N96	157.7	142.2	—	74.7	128.4	—	214.0	226.9	—
Dyna-Gro	DG57P12	154.6	131.1	—	73.0	120.6	—	227.8	232.3	—
Dyna-Gro	DG57P84	145.5	—	—	79.8	—	—	197.6	—	—
Dyna-Gro	DG58P45	151.9	—	—	98.4	—	—	227.0	—	—
FFR	746RR2BT	149.8	—	—	—	—	—	208.5	—	—
FFR	787RR2BT	145.0	—	—	—	—	—	223.9	—	—
Garst	8247YG1	163.0	141.1	—	—	—	—	250.8	244.8	—
Garst	8295YG1/RR	156.0	136.1	—	—	—	—	228.7	226.0	—
Golden Acres	GA 2831RRB	161.9	—	—	—	—	—	218.6	227.6	217.7
Golden Acres	GA X-6701	150.5	—	—	—	—	—	232.9	—	—
Golden Acres	GA X-6702RRB	137.6	—	—	—	—	—	229.5	—	—
NK Brand	N68-B8	143.2	—	—	—	—	—	211.1	—	—
NK Brand	N70-C7	150.7	—	—	—	—	—	198.7	—	—
NK Brand	N77-P5	159.4	—	—	—	—	—	220.7	—	—
Pioneer	33N58	163.5	—	—	83.6	—	—	230.7	—	—
Terral	TV23R31	144.9	115.9	128.4	61.4	112.9	203.1	209.2	198.3	—
Terral	TV25BR23	161.4	142.5	154.2	51.5	113.6	217.6	230.5	217.8	—
Terral	TV25R31	160.3	143.1	153.7	80.6	126.9	216.5	224.3	208.3	—
Terral	TV25BR71	157.9	—	—	72.7	—	—	212.8	—	—
Terral	TV26B34	154.4	135.7	—	79.1	131.8	—	212.4	226.1	—
Terral	TV26BR10n	136.8	115.7	130.1	42.6	102.6	209.0	219.9	212.6	—
Terral	TV26BR41	166.0	140.3	147.1	76.0	122.8	227.6	227.9	215.9	—
Terral	TV26BR61	164.4	141.3	—	71.4	125.2	—	207.3	220.8	—
Terral	TVX23BR701	152.3	—	—	85.3	—	—	229.0	—	—
Terral	TVX25BR702	135.0	—	—	68.6	—	—	220.7	—	—
Terral	TVX25R81	147.0	—	—	105.9	—	—	222.8	—	—

<sup>1</sup>Averages of Aberdeen and Brooksville.

<sup>2</sup>Average of Brooksville only.

<sup>3</sup>Average of Newton only.

**Table 2 (continued). Average grain production, by areas, for early-maturing corn hybrids grown in Mississippi, 2007**

Hybrid number	Brand name	Area I			Area II			Area III		
		2007 yield	2-yr. avg. <sup>1</sup>	3-yr. avg. <sup>2</sup>	2007 yield <sup>3</sup>	2-yr. avg.	3-yr. avg.	2007 yield	2-yr. avg.	3-yr. avg.
Terral	TVX25R701	140.1	—	—	92.6	—	—	216.7	—	—
Terral	TVX26BR601	152.3	—	—	100.9	—	—	221.6	—	—
Unity Seeds	1112 RR/YGCB	—	—	—	—	—	—	219.3	—	—
Unity Seeds	4114 RR/YGPL	—	—	—	—	—	—	215.0	—	—
Overall Mean		154.1	135.1	142.8	79.3	123.2	152.9	218.9	226.9	213.2
LSD (.10)		9.9	—	—	18.6	—	—	10.9	—	—
Error degrees of freedom		505	—	—	105	—	—	563	—	—
CV (%)		9.5	—	—	20.0	—	—	7.4	—	—
R <sup>2</sup> (%)		57	—	—	56	—	—	73	—	—

<sup>1</sup>Averages of Aberdeen and Brooksville.  
<sup>2</sup>Average of Brooksville only.  
<sup>3</sup>Average of Newton only.

**Table 3. Average grain production, by areas, for late-maturing corn hybrids grown in Mississippi, 2007**

Brand name	Hybrid number	Area I			Area II			Area III		
		2007 yield	2-yr. avg. <sup>1</sup>	3-yr. avg. <sup>1</sup>	2007 yield	2-yr. avg.	3-yr. avg.	2007 yield	2-yr. avg.	3-yr. avg.
Adler	Adler RBT	134.2	—	—	—	—	—	212.3	—	—
Adler	Adler 9050RRBT	135.7	—	—	—	—	—	210.6	—	—
Belle	Belle 1646RY	149.4	—	—	—	—	—	225.6	—	—
Belle	Belle 1722R	147.5	—	—	—	—	—	213.2	—	—
Belle	Belle 1844RY	145.4	—	—	—	—	—	216.7	—	—
Croplan Genetics	799RB	145.9	128.4	—	86.5	170.1	—	211.7	219.8	—
Croplan Genetics	851RB	148.1	134.0	—	97.8	177.0	—	208.8	225.8	—
Crow's	8T215	156.5	—	—	—	—	—	214.5	—	—
DEKALB	DKC67-23	161.1	137.7	—	115.6	181.3	—	221.1	221.0	—
DEKALB	DKC67-87	169.0	—	—	107.3	—	—	227.2	—	—
DEKALB	DKC69-43	152.3	—	—	112.4	—	—	213.5	—	—
DEKALB	DKC69-71	131.8	108.5	125.3	88.6	152.3	143.9	222.4	218.3	212.4
Dyna-Gro	DG58K02	156.3	134.9	—	97.4	157.8	—	216.5	226.3	—
Dyna-Gro	DG58K40	147.0	—	—	97.6	—	—	221.7	—	—
Dyna-Gro	DG58P59	148.3	132.5	141.0	104.2	186.2	182.0	223.8	230.5	216.3
Dyna-Gro	DG58P60	156.4	131.5	—	101.8	169.1	—	207.4	223.5	—
Dyna-Gro	DG58P74	153.7	—	—	92.9	—	—	211.9	—	—
Golden Acres	GA 2841RRB	154.1	—	—	102.6	—	—	233.0	234.0	—
Golden Acres	GA 2989RRB	146.8	—	—	—	—	—	210.5	—	—
Golden Acres	GA 2993RRB	—	—	—	101.3	—	—	—	—	—
Golden Acres	GA 28Z49	141.8	—	—	—	—	—	208.1	—	—
Golden Acres	GA X-6705RRH	144.0	—	—	—	—	—	219.5	—	—
Pioneer	31G71	160.7	—	—	118.0	—	—	—	—	—
Pioneer	31G96	157.1	142.8	—	116.8	—	—	221.1	230.3	—
Pioneer	31N26	—	—	—	—	—	—	223.5	—	—
Pioneer	31P41	168.0	139.0	—	108.9	189.2	—	216.0	226.5	—
Pioneer	31R87	147.0	138.7	145.4	88.8	171.8	159.0	211.1	—	—
Pioneer	32B29	—	—	—	—	—	—	227.5	243.2	—
Pioneer	33M57	150.1	—	—	94.5	—	—	208.4	—	—
Overall Mean		151.1	132.8	137.2	101.8	172.7	161.6	216.9	227.2	214.4
LSD (.10)		8.2	—	—	14.2	—	—	13.0	—	—
Error degrees of freedom		225	—	—	85	—	—	180	—	—
CV (%)		8.1	—	—	15.6	—	—	8.1	—	—
R <sup>2</sup> (%)		73	—	—	95	—	—	66	—	—

<sup>1</sup>Averages of Aberdeen and Brooksville.

# CLIFTON FARMS, HERNANDO

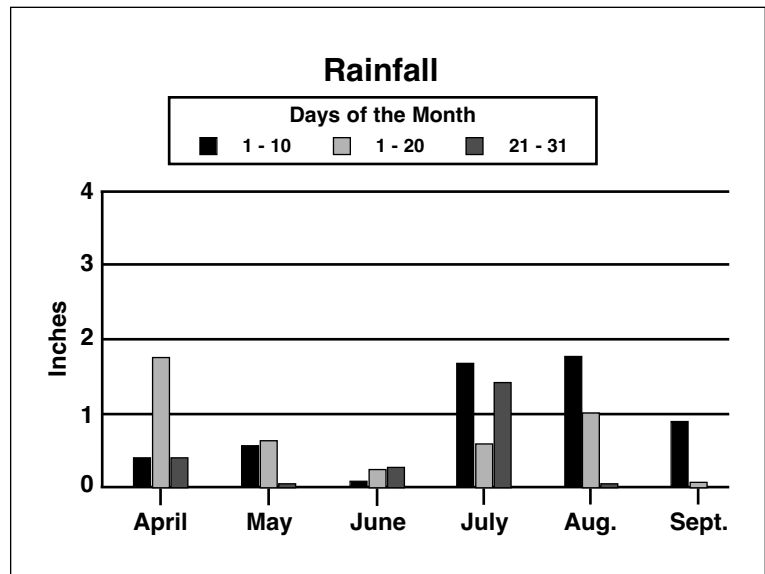
## Crop Summary

Corn was planted no-till following soybeans. However, below-freezing temperatures over the Easter weekend killed more than 90% of the plants. The plots were destroyed and replanted on April 23 and were quickly reestablished. The growing season consisted of above-normal temperatures and below-normal rainfall. Even under these extreme growing conditions, timely rainfall produced yields that were higher than expected. Plots were harvested with no weather delays.

Soil type .....	Collins silt loam
Soil pH .....	6.0
Soil fertility .....	P=M; K=M
Fertilizer added .....	Preplant – K @90 lb/A Postemergence – N @160 lb/A
Herbicide application .....	Preemergence – Roundup Original Max @ 1 qt/A + Atrazine @ 1 qt/A Postemergence – Steadfast @ .75 oz/A + Atrazine @ 1.4 qt/A
Previous crop .....	Soybean
Planting date .....	March 21; replanted April 23
Harvest date .....	September 17

## Rainfall Summary

	Inches
April .....	2.61
May .....	1.25
June .....	0.64
July .....	3.73
August .....	2.81
September .....	0.98
<b>Total .....</b>	<b>12.02</b>



**Table 4. Results from 58 early-maturing corn hybrids grown without irrigation on a Collins silt loam soil near Hernando, DeSoto County, 2007.<sup>1</sup>**

Brand name	Hybrid number	2007 yield	2-year average <sup>2</sup>	3-year average <sup>2</sup>	Stalk lodging	Ear height	Moisture content	Harvested stand (x1000)
		<i>bu/A</i>	<i>bu/A</i>	<i>bu/A</i>	%	<i>in</i>	%	
Terral	TV26BR61	180.5	—	—	0	44	21.4	30
DEKALB	DKC63-62	176.2	—	—	0	40	16.1	28
Garst	8295YG1/RR	175.8	—	—	0	32	19.5	30
Golden Acres	GA2831RRB	174.6	—	—	0	32	17.7	32
Crow's	4846T	173.8	—	—	0	40	16.1	30
Pioneer	33N58	173.7	—	—	0	36	16.3	32
Terral	TVX26BR601	173.5	—	—	0	40	20.6	30
Crow's	5132S	171.5	—	—	0	36	17.1	30
DEKALB	DKC63-46	171.1	—	—	0	36	15.3	28
Terral	TV26BR41	169.8	—	—	0	32	19.4	30
Dyna-Gro	DG57G48	169.4	—	—	0	32	17.5	32
DEKALB	DKC61-45	169.2	—	—	0	32	15.5	28
AgriGold	A6455BtRR	168.4	—	—	0	36	15.5	30
Croplan Genetics	7050RB	167.9	—	—	0	36	16.4	32
Belle	Belle 1533Y	167.5	—	—	0	32	19.4	32
Golden Acres	X-6701	167.2	—	—	0	48	16.9	32
AgriGold	A6639RR	164.4	—	—	0	32	16.2	32
Dyna-Gro	DG57K33	163.9	—	—	0	32	17.0	32
Croplan Genetics	6818RR	163.7	—	—	0	40	18.1	32
DEKALB	DKC64-78	163.6	—	—	0	40	16.8	28
Dyna-Gro	DG57P84	163.0	—	—	0	36	16.6	32
FFR	787RR2BT	162.9	—	—	0	40	18.0	28
Dyna-Gro	DG58P45	162.3	—	—	0	44	17.2	32
DEKALB	DKC61-22	161.3	—	—	0	32	15.7	28
NK Brand	N77-P5	160.8	—	—	0	40	16.6	30
Terral	TV26B34	160.8	—	—	0	28	18.1	30
Dyna-Gro	DG57P12	160.6	—	—	0	36	19.1	32
Croplan Genetics	6831RHL	160.5	—	—	0	36	18.5	32
Dyna-Gro	DG57N96	160.1	—	—	0	36	18.3	32
Garst	8247YG1	160.1	—	—	0	40	17.8	30
Dyna-Gro	DG57K58	159.5	—	—	0	32	18.3	32
Dyna-Gro	DG57B90	159.4	—	—	0	32	17.5	32
DEKALB	DKC64-27	158.5	—	—	0	32	16.2	28
DEKALB	DKC66-23	157.5	—	—	0	32	19.3	28
Croplan Genetics	6992RB	156.6	—	—	0	36	17.6	30
Terral	TV25BR23	156.0	—	—	0	32	19.2	32
Terral	TV25BR71	155.9	—	—	0	44	21.3	30
Adler	3545RRPL	155.6	—	—	0	36	15.7	30
FFR	746RR2BT	155.6	—	—	0	48	16.0	28
Terral	TV25R31	155.4	—	—	0	40	21.1	30
DEKALB	DK66-23 (Un)	155.1	—	—	0	28	19.8	28
Adler	3515RRBT	155.1	—	—	0	36	17.5	30
NK Brand	N70-C7	154.6	—	—	0	32	18.8	30
Terral	TVX23BR701	154.4	—	—	0	36	19.4	32
DEKALB	DEKALB RX715	154.3	—	—	0	40	16.3	28
AgriGold	A6633BtRR	153.9	—	—	0	28	17.0	32
Belle	Belle 1545RY	152.8	—	—	0	36	17.9	32
Terral	TVX25R81	152.0	—	—	0	44	21.9	32
Terral	TV26BR10n	150.6	—	—	0	32	16.5	32
Terral	TV23R31	149.9	—	—	0	36	18.0	32
DEKALB	DKC65-47	149.6	—	—	0	36	16.5	28
Belle	Belle 1147RY	148.5	—	—	0	36	16.1	32
AgriGold	A6596HX	144.0	—	—	0	32	19.2	30
NK Brand	N68-B8	137.4	—	—	0	28	16.0	30
Terral	TVX25R701	136.7	—	—	0	40	16.8	30
Terral	TVX25BR702	133.5	—	—	0	40	18.7	32
Golden Acres	X-6702RRB	131.3	—	—	0	48	18.3	32
Adler	4740YGPL	128.5	—	—	0	28	15.9	30
Overall mean		159.1						
LSD (.10)		21.1						
Error degrees of freedom		171						
CV (%)		11.3						
R <sup>2</sup> (%)		36						

<sup>1</sup>Planted March 21 and replanted April 23; harvested September 17.

<sup>2</sup>No 2- or 3-year yields.

**Table 5. Results from 26 late-maturing corn hybrids grown without irrigation on a Collins silt loam soil near Hernando, DeSoto County, 2007.<sup>1</sup>**

<b>Brand name</b>	<b>Hybrid number</b>	<b>2007 yield</b>	<b>2-year average<sup>2</sup></b>	<b>3-year average<sup>2</sup></b>	<b>Stalk lodging</b>	<b>Ear height</b>	<b>Moisture content</b>	<b>Harvested stand (x1000)</b>
		<i>bu/A</i>	<i>bu/A</i>	<i>bu/A</i>	<i>%</i>	<i>in</i>	<i>%</i>	
Pioneer	31P41	191.5	—	—	0	40	16.8	28
DEKALB	DKC67-87	180.4	—	—	0	36	19.7	32
Dyna-Gro	DG58K02	168.3	—	—	0	48	20.1	32
Pioneer	31G71	167.6	—	—	0	40	17.0	28
Croplan Genetics	799RB	167.0	—	—	0	32	18.9	32
Crow's	8T215	164.9	—	—	0	36	17.0	30
Pioneer	33M57	164.1	—	—	0	36	18.3	28
DEKALB	DKC67-23	163.2	—	—	0	40	17.4	28
Pioneer	31G96	162.2	—	—	0	40	16.5	28
Dyna-Gro	DG58P60	162.0	—	—	0	44	20.1	32
Belle	Belle 1646RY	161.2	—	—	0	36	19.6	32
Dyna-Gro	DG58K40	159.8	—	—	0	44	18.9	32
Dyna-Gro	DG58P74	159.7	—	—	0	36	19.2	32
Golden Acres	2989RRB	158.0	—	—	0	48	18.7	28
Golden Acres	GA 2841RRB	157.7	—	—	0	36	17.8	32
Belle	Belle 1844RY	153.5	—	—	0	36	19.4	32
DEKALB	DKC69-43	152.1	—	—	0	28	16.6	28
Adler	9040RRBT	149.4	—	—	0	32	18.8	30
Adler	9050RRBT	149.2	—	—	0	36	21.1	30
Belle	Belle 1722R	146.4	—	—	0	36	18.9	32
DEKALB	DKC69-71	145.7	—	—	0	44	20.1	28
Pioneer	31R87	145.0	—	—	0	44	19.7	28
Dyna-Gro	58P59	144.5	—	—	0	32	18.4	32
Golden Acres	28Z49	144.4	—	—	0	44	18.3	28
Croplan Genetics	851RB	139.3	—	—	0	32	17.2	30
Golden Acres	X-6705RRH	135.1	—	—	0	36	18.3	32
Overall mean		157.4						
LSD (.10)		17.5						
Error degrees of freedom		75						
CV (%)		9.4						
R <sup>2</sup> (%)		57						

<sup>1</sup>Planted April 23; harvested September 17.

<sup>2</sup>No 2- or 3-year yields.

# STEPHEN JOHNSON FARM, BROOKSVILLE

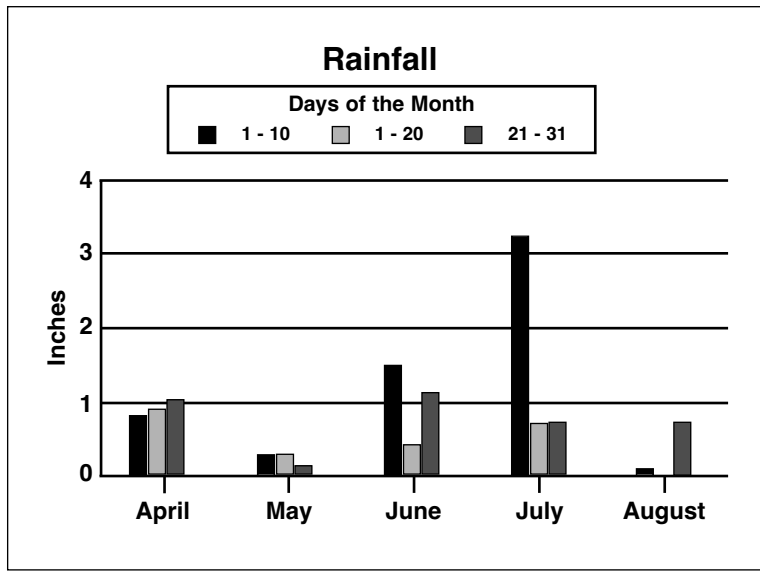
## Crop Summary

Soil moisture at planting was good, and plants emerged to a good stand. Although May rainfall was below normal, timely rainfall during June and July allowed for good plant development and better yields than expected.

Soil type .....	Brooksville silty clay
Soil pH .....	6.7
Soil fertility .....	P=M; K=M
Fertilizer added .....	Preplant — P @ 109 lb/A + K @ 200 lb/A + S @10.5 lb/A + B @ .06 lb/A + Zn @ 1.5 lb/A
	Postemergence — N @ 205 lb/A
Herbicide application ....	Preemergence — Atrazine @ 2 qt/A + Dual II Magnum @ 1.5 pt/A
	Postemergence — Callisto @ 3 oz/A
Previous crop .....	Cotton
Planting date .....	March 19
Harvest date .....	August 18

## Rainfall Summary

	Inches
April .....	2.75
May .....	0.68
June .....	2.98
July .....	4.66
August .....	0.78
<b>Total .....</b>	<b>11.85</b>



**Table 6. Results from 58 early-maturing corn hybrids grown without irrigation on a Brooksville silty clay soil near Brooksville, Noxubee County, 2007.<sup>1</sup>**

Brand name	Hybrid number	2007 yield	2-year average	3-year average	Stalk lodging	Ear height	Moisture content	Harvested stand (x1000)
		<i>bu/A</i>	<i>bu/A</i>	<i>bu/A</i>	%	<i>in</i>	%	
DEKALB	DKC63-62	156.0	118.0	—	0	44	14.8	28
Dyna-Gro	DG57B90	155.4	—	—	0	40	15.1	30
Terral	TV25BR23	155.1	126.7	148.9	0	44	15.1	31
Garst	8247YG1	154.5	126.9	—	0	48	15.7	29
DEKALB	DKC61-22	152.0	—	—	0	47	15.1	27
Croplan Genetics	6992RB	150.3	—	—	0	52	15.0	29
Terral	TV25R31	149.9	124.8	149.1	0	44	15.8	28
DEKALB	DKC64-78	149.6	—	—	0	48	14.9	28
AgriGold	A6633BtRR	149.3	—	—	0	44	15.2	32
Terral	TV26BR41	148.7	117.5	128.9	0	48	15.6	29
DEKALB	DKC64-27	148.0	130.0	—	0	38	15.1	26
DEKALB	DKC65-47	147.5	—	—	0	40	15.1	29
NK Brand	N70-C7	147.5	—	—	0	40	14.9	27
Belle	Belle 1545RY	146.8	107.5	139.0	0	44	15.6	29
Dyna-Gro	DG57G48	146.6	—	—	0	40	15.1	31
Dyna-Gro	DG57N96	146.0	129.0	—	0	44	15.1	31
AgriGold	A6639RR	144.4	—	—	0	44	14.9	26
DEKALB	DKC61-45	144.2	119.5	140.2	0	52	15.2	28
Croplan Genetics	7050RB	143.8	—	—	0	40	15.0	30
Terral	TVX26BR601	143.8	—	—	0	44	15.6	28
Dyna-Gro	DG57K58	143.7	108.0	—	0	44	15.5	31
Terral	TV26B34	143.7	120.0	—	0	40	15.5	28
Terral	TV26BR61	143.6	119.7	—	0	52	15.4	29
Belle	Belle 1147RY	143.4	—	—	0	60	14.9	32
Adler	3515RRBT	143.2	—	—	0	40	15.0	29
Terral	TVX25BR702	142.9	—	—	0	48	16.6	30
Golden Acres	GA2831RRB	142.6	—	—	0	36	15.2	31
FFR	746RR2BT	142.6	—	—	0	52	15.0	28
Croplan Genetics	6831RHL	142.6	—	—	0	52	15.3	31
Adler	3545RRPL	142.5	—	—	0	36	14.7	28
Adler	4740YGPL	142.5	—	—	0	40	14.8	27
Golden Acres	X-6701	142.1	—	—	0	44	15.6	27
Golden Acres	X-6702RRB	141.4	—	—	0	52	16.2	30
Crow's	5132S	141.2	—	—	0	52	15.5	29
Crow's	4846T	141.0	—	—	0	48	15.0	28
Pioneer	33N58	141.0	—	—	0	48	15.1	31
Dyna-Gro	DG57P12	140.7	103.5	—	0	40	15.1	31
Dyna-Gro	DG58P45	140.7	—	—	0	44	16.2	29
Terral	TV25BR71	140.1	—	—	0	48	15.6	29
Belle	Belle 1533Y	139.8	100.0	121.2	0	44	14.8	29
Dyna-Gro	DG57K33	139.7	—	—	0	48	15.4	30
NK Brand	N77-P5	139.3	—	—	0	47	15.2	27
Croplan Genetics	6818RR	139.1	—	—	0	44	15.5	30
DEKALB	DKC66-23	139.1	109.3	—	0	40	15.6	28
DEKALB	DKC63-46	138.8	116.3	—	0	40	14.6	28
DEKALB	DEKALB RX715	136.5	—	—	0	48	15.1	29
Terral	TVX25R81	136.2	—	—	0	52	15.3	29
Terral	TVX23BR701	136.0	—	—	0	52	15.5	31
AgriGold	A6596HX	135.3	—	—	0	44	15.3	28
Terral	TVX25R701	135.0	—	—	0	44	16.2	28
Garst	8295YG1/RR	134.3	122.0	—	0	44	15.8	29
Terral	TV23R31	133.9	94.6	118.9	0	44	17.4	29
Dyna-Gro	DG57P84	127.0	—	—	0	44	14.9	29
AgriGold	A6455BtRR	126.9	—	—	0	48	15.0	28
FFR	787RR2BT	126.2	—	—	0	44	15.4	28
NK Brand	N68-B8	122.5	—	—	0	40	14.8	26
Terral	TV26BR10n	120.2	92.9	118.5	0	44	15.7	31
DEKALB	DK66-23 (Un)	119.5	—	—	0	42	15.1	26
Overall mean		141.4	116.1	133.0				
LSD (.10)		14.6						
Error degrees of freedom		165						
CV (%)		8.7						
R <sup>2</sup> (%)		40						

<sup>1</sup>Planted March 19; harvested August 18.

**Table 7. Results from 26 late-maturing corn hybrids grown without irrigation on a Brooksville silty clay soil near Brooksville, Noxubee County, 2007.<sup>1</sup>**

Brand name	Hybrid number	2007 yield	2-year average	3-year average	Stalk lodging	Ear height	Moisture content	Harvested stand (x1000)
		<i>bu/A</i>	<i>bu/A</i>	<i>bu/A</i>	%	<i>in</i>	%	
Adler	9050RRBT	154.6	—	—	0	48	15.2	29
DEKALB	DKC67-87	153.4	—	—	0	52	17.9	27
DEKALB	DKC67-23	145.9	114.0	—	0	52	15.7	26
Pioneer	31G71	145.8	—	—	0	48	15.3	27
Dyna-Gro	58P59	144.5	104.7	128.5	0	44	16.9	30
Golden Acres	GA 2841RRB	144.3	—	—	0	40	15.7	30
Dyna-Gro	DG58K02	144.0	121.4	—	0	48	16.0	28
Pioneer	31P41	141.5	119.4	—	0	48	15.5	28
Crow's	8T215	141.1	—	—	0	44	15.2	27
DEKALB	DKC69-43	140.6	—	—	0	44	15.5	28
Dyna-Gro	DG58P74	140.4	—	—	0	44	15.4	30
Golden Acres	X-6705RRH	140.1	—	—	0	44	16.4	29
Dyna-Gro	DG58P60	138.8	113.5	—	0	48	15.7	28
Croplan Genetics	851RB	136.3	113.6	—	0	48	15.6	26
Croplan Genetics	799RB	135.4	114.2	—	0	48	15.6	27
Belle	Belle 1722R	135.3	—	—	0	48	15.9	28
Pioneer	31R87	135.3	123.4	145.5	0	44	16.0	27
Pioneer	33M57	132.1	—	—	0	44	15.7	28
Pioneer	31G96	131.7	124.3	—	0	52	15.0	28
Golden Acres	28Z49	131.3	—	—	0	44	16.9	27
Dyna-Gro	DG58K40	129.6	—	—	0	52	17.6	26
Golden Acres	2989RRB	126.9	—	—	0	48	16.2	28
Belle	Belle 1844RY	126.5	—	—	0	44	15.9	29
Belle	Belle 1646RY	125.5	—	—	0	44	15.7	27
Adler	9040RRBT	101.5	—	—	0	44	16.0	22
DEKALB	DKC69-71	97.5	85.1	120.7	0	48	16.1	27
Overall mean		135.4	113.3	131.6				
LSD (.10)		14.5						
Error degrees of freedom		75						
CV (%)		9.1						
R <sup>2</sup> (%)		65						

<sup>1</sup>Planted March 19; harvested August 18.



# CHRIS AUSBORN FARM, ABERDEEN

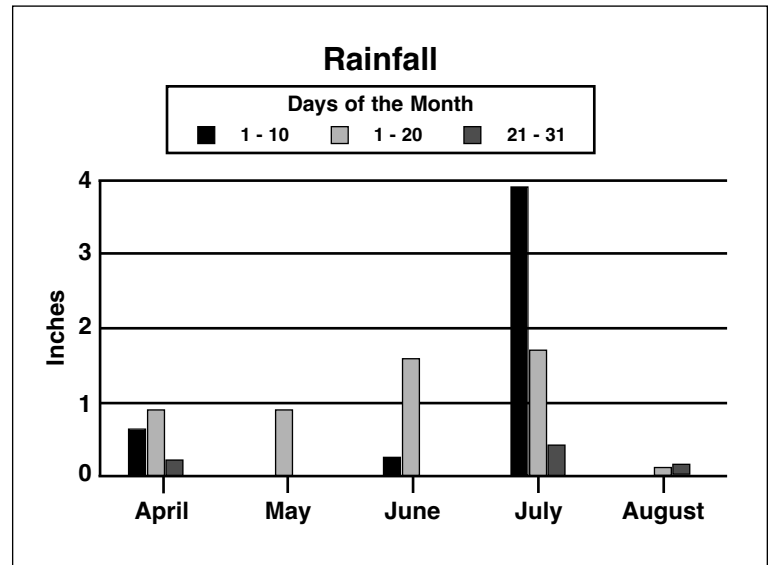
## Crop Summary

Corn was planted at an optimum time and emerged to a good stand. Moisture shortages in May and June stressed corn and reduced grain yield. Insect pressure was light.

Soil type	Houston clay
Soil pH	6.8
Soil fertility	P=M; K=M
Fertilizer added	Preplant — 0-30-20 @ 250 lb/A + Zinc @ 1 lb/A (applied in fall) Postemergence — N @ 200 lb/A (Sidedress)
Herbicide application	Preplant — Roundup Original Max @ 22 oz/A + 2-4-D @ 1.5 pt/A Preemergence — Atrazine @ 2 qt/A + Dual II Magnum @ 1.5 pt/A Postemergence — Atrazine @ 2 qt/A + Accent @ 0.5 oz/A
Previous crop	Soybean
Planting date	March 30
Harvest date	August 23

## Rainfall Summary

	Inches
April	1.75
May	0.9
June	1.85
July	6.05
August	0.25
<b>Total</b>	<b>10.80</b>



**Table 8. Results from 58 early-maturing corn hybrids grown without irrigation on a Houston clay soil near Aberdeen, Monroe County, 2007.<sup>1</sup>**

Brand name	Hybrid number	2007 yield	2-year average	3-year average	Stalk lodging	Ear height	Moisture content	Harvested stand (x1000)
		<i>bu/A</i>	<i>bu/A</i>	<i>bu/A</i>	%	<i>in</i>	%	
Terral	TV26BR41	179.6	163.1	165.4	0	36	20.7	28
Dyna-Gro	DG57B90	178.9	—	—	0	36	18.7	32
Dyna-Gro	DG57K58	178.4	165.3	—	0	32	17.0	31
Terral	TV25BR71	177.6	—	—	0	36	17.1	29
Pioneer	33N58	175.9	—	—	0	32	17.7	32
Terral	TV25R31	175.5	161.3	158.2	0	36	18.9	28
Garst	8247YG1	174.5	162.8	—	0	36	20.0	29
AgriGold	A6633BtRR	174.1	—	—	0	28	16.8	32
NK Brand	N77-P5	173.2	—	—	0	32	16.6	31
Terral	TV25BR23	173.0	158.3	159.4	0	32	19.1	31
Belle	Belle 1545RY	171.7	160.5	158.1	0	36	19.7	28
Belle	Belle 1533Y	171.7	164.1	152.1	0	32	21.7	29
DEKALB	DKC63-62	171.5	163.0	—	0	36	16.1	29
NK Brand	N68-B8	169.8	—	—	0	32	14.7	29
DEKALB	DKC61-22	169.7	—	—	0	36	16.3	28
NK Brand	N70-C7	169.2	—	—	0	32	18.6	29
Terral	TV26BR61	169.2	162.8	—	0	40	19.0	29
Adler	3515RRBT	168.5	—	—	0	32	16.1	31
Golden Acres	GA2831RRB	168.3	—	—	0	28	18.5	30
Crow's	4846T	167.8	—	—	0	36	16.3	28
Croplan Genetics	6831RHL	167.6	—	—	0	32	18.2	29
DEKALB	DKC63-46	167.1	160.8	—	0	40	15.3	29
Dyna-Gro	DG57N96	167.1	155.3	—	0	32	20.6	30
Terral	TVX23BR701	166.4	—	—	0	36	18.8	32
DEKALB	DEKALB RX715	165.0	—	—	0	32	16.5	28
DEKALB	DKC61-45	164.0	156.0	146.8	0	36	15.2	29
Crow's	5132S	163.7	—	—	0	36	18.0	29
AgriGold	A6596HX	163.7	—	—	0	36	19.3	30
DEKALB	DK66-23 (Un)	163.4	—	—	0	32	18.9	29
Dyna-Gro	DG57P12	162.5	158.6	—	0	32	22.2	29
Dyna-Gro	DG57G48	162.5	—	—	0	32	19.6	29
Dyna-Gro	DG57K33	162.3	—	—	0	32	20.3	30
DEKALB	DKC64-27	161.1	157.7	—	0	32	15.5	27
AgriGold	A6455BtRR	160.5	—	—	0	40	16.0	28
DEKALB	DKC66-23	159.3	157.2	—	0	28	19.1	28
Adler	3545RRPL	158.7	—	—	0	28	15.6	28
Terral	TV26B34	158.6	151.4	—	0	32	21.7	28
Belle	Belle 1147RY	158.6	—	—	0	32	17.5	31
Croplan Genetics	6992RB	158.2	—	—	0	36	16.9	29
Garst	8295YG1/RR	158.0	148.6	—	0	36	22.1	28
Croplan Genetics	6818RR	157.7	—	—	0	36	18.4	31
AgriGold	A6639RR	156.7	—	—	0	36	16.3	29
DEKALB	DKC64-78	152.9	—	—	0	32	16.2	26
Terral	TVX25R81	152.8	—	—	0	36	21.8	28
Dyna-Gro	DG58P45	152.6	—	—	0	44	18.6	27
Adler	4740YGPL	152.1	—	—	0	32	16.0	26
FFR	746RR2BT	151.3	—	—	0	52	18.2	29
DEKALB	DKC65-47	150.8	—	—	0	32	15.7	25
Terral	TV23R31	150.8	137.1	138.0	0	36	20.9	29
Croplan Genetics	7050RB	150.4	—	—	0	36	16.2	28
Terral	TVX25R701	148.8	—	—	0	32	17.0	28
Dyna-Gro	DG57P84	146.3	—	—	0	32	15.8	29
FFR	787RR2BT	146.0	—	—	0	36	18.5	26
Golden Acres	X-6701	142.3	—	—	0	40	19.8	29
Golden Acres	X-6702RRB	140.0	—	—	0	36	19.5	30
Terral	TVX26BR601	139.7	—	—	0	32	22.6	28
Terral	TV26BR10n	139.5	138.5	141.8	0	32	16.8	31
Terral	TVX25BR702	128.6	—	—	0	36	20.2	31
Overall mean		161.5	156.9	152.5				
LSD (.10)		15.2						
Error degrees of freedom		169						
CV (%)		8.0						
R <sup>2</sup> (%)		59						

<sup>1</sup>Planted March 30; harvested August 23.

**Table 9. Results from 26 late-maturing corn hybrids grown without irrigation on a Houston clay soil near Aberdeen, Monroe County, 2007.<sup>1</sup>**

Brand name	Hybrid number	2007 yield	2-year average	3-year average	Stalk lodging	Ear height	Moisture content	Harvested stand (x1000)
		<i>bu/A</i>	<i>bu/A</i>	<i>bu/A</i>	%	<i>in</i>	%	
Pioneer	31G96	177.5	161.4	—	0	44	17.2	29
DEKALB	DKC67-23	174.1	161.4	—	0	40	18.2	28
DEKALB	DKC67-87	173.3	—	—	0	40	18.7	29
Pioneer	31P41	170.9	158.5	—	0	36	16.5	28
Croplan Genetics	851RB	168.8	154.4	—	0	36	17.2	28
Pioneer	31G71	168.6	—	—	0	40	17.4	28
Dyna-Gro	DG58P60	168.5	149.6	—	0	40	20.1	29
DEKALB	DKC69-43	164.1	—	—	0	40	16.2	28
Crow's	8T215	163.7	—	—	0	32	19.5	28
Adler	9050RRBT	163.2	—	—	0	32	23.4	30
Belle	Belle 1646RY	161.4	—	—	0	36	18.7	29
Dyna-Gro	DG58P74	161.0	—	—	0	36	18.0	30
Belle	Belle 1722R	160.8	—	—	0	40	19.2	30
Pioneer	31R87	160.7	154.1	145.3	0	44	16.7	29
Golden Acres	GA 2841RRB	160.4	—	—	0	32	18.8	30
Golden Acres	X-6705RRH	156.7	—	—	0	36	18.9	31
Dyna-Gro	DG58K02	156.7	148.4	—	0	36	19.8	29
Belle	Belle 1844RY	156.2	—	—	0	40	19.3	30
Dyna-Gro	58P59	156.0	160.2	153.4	0	32	18.2	29
Golden Acres	2989RRB	155.5	—	—	0	32	19.2	28
Pioneer	33M57	154.1	—	—	0	32	20.3	28
DEKALB	DKC69-71	152.3	131.8	129.9	0	36	19.4	28
Adler	9040RRBT	151.7	—	—	0	36	18.2	26
Dyna-Gro	DG58K40	151.6	—	—	0	40	19.9	30
Golden Acres	28Z49	149.7	—	—	0	40	20.9	26
Croplan Genetics	799RB	135.4	142.6	—	0	32	22.1	28
Overall mean		160.5	152.2	142.9				
LSD (.10)		10.1						
Error degrees of freedom		75						
CV (%)		5.3						
R <sup>2</sup> (%)		61						

<sup>1</sup>Planted March 30; harvested August 23.

# MAFES BROWN LOAM BRANCH, RAYMOND

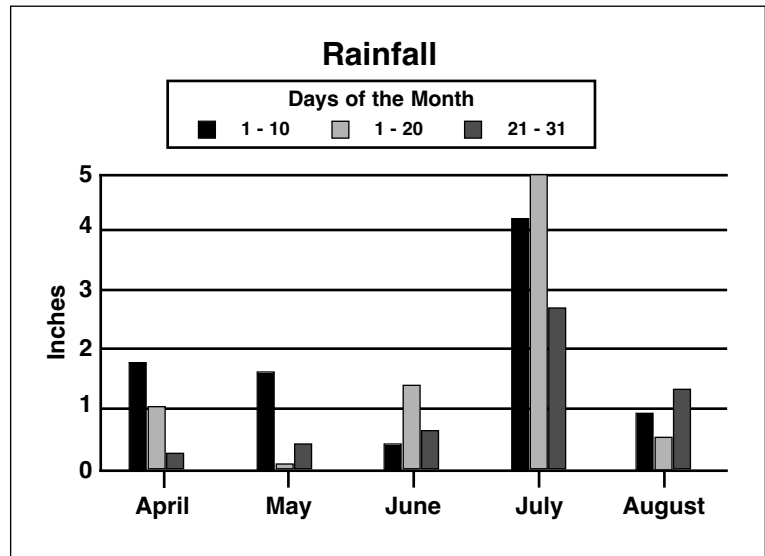
## Crop Summary

Corn was planted into a well-prepared seed bed. Rainfall was below normal in May and June and above normal in July. Temperatures were above normal from mid-July to mid-August.

Soil type	Loring silt loam
Soil pH	6.5
Soil fertility	P=H; K=H
Fertilizer added	Postemergence — N @ 170 lb/A
Herbicide application	Preemergence — Atrazine @ 1.5 qt/A + Dual II Magnum @ 1.5 pt/A + Roundup Original Max @ 1 qt/A
	Postemergence — Callisto @ 3 oz/A + Atrazine @ 10 oz/A
Previous crop	Soybean
Planting date	March 20
Harvest date	August 17

## Rainfall Summary

	Inches
April	3.11
May	2.04
June	2.46
July	11.88
August	2.79
<b>Total</b>	<b>22.28</b>



**Table 10. Results from 18 late-maturing corn hybrids grown without irrigation on a Loring silt loam soil at the MAFES Brown Loam Branch, Raymond, 2007.<sup>1</sup>**

Brand name	Hybrid number	2007 yield	2-year average	3-year average	Stalk lodging	Ear height	Moisture content	Harvested stand (x1000)
		<i>bu/A</i>	<i>bu/A</i>	<i>bu/A</i>	%	<i>in</i>	%	
Pioneer	31P41	205.2	189.2	—	0	41	18.8	29
Dyna-Gro	58P59	187.4	186.2	182.0	0	38	18.2	30
Pioneer	31G96	185.3	—	—	0	54	19.9	29
DEKALB	DKC67-23	184.0	181.3	—	0	48	20.9	28
Golden Acres	GA 2841RRB	182.2	—	—	0	43	19.5	32
Croplan Genetics	851RB	177.4	176.9	—	0	36	17.9	29
DEKALB	DKC67-87	174.0	—	—	0	46	23.0	28
Pioneer	31G71	172.6	—	—	0	47	20.6	28
Dyna-Gro	DG58P60	169.4	169.1	—	0	43	22.4	30
Pioneer	31R87	163.4	171.8	159.1	0	52	19.3	30
DEKALB	DKC69-43	161.9	—	—	0	42	19.4	28
Pioneer	33M57	158.5	—	—	0	46	21.2	30
Golden Acres	GA2993RRB	156.3	—	—	0	48	24.0	30
Dyna-Gro	DG58P74	154.8	—	—	0	42	22.7	30
DEKALB	DKC69-71	152.8	152.3	143.9	0	50	24.8	30
Dyna-Gro	DG58K02	145.3	157.8	—	0	50	21.5	30
Dyna-Gro	DG58K40	144.3	—	—	0	52	21.2	29
Croplan Genetics	799RB	143.5	170.1	—	0	36	17.1	29
Overall mean		167.7	172.7	161.0				
LSD (.10)		27.2						
Error degrees of freedom		34						
CV (%)		11.7						
R <sup>2</sup> (%)		54						

<sup>1</sup>Planted March 20; harvested August 17.

# MAFES COASTAL PLAIN BRANCH, NEWTON

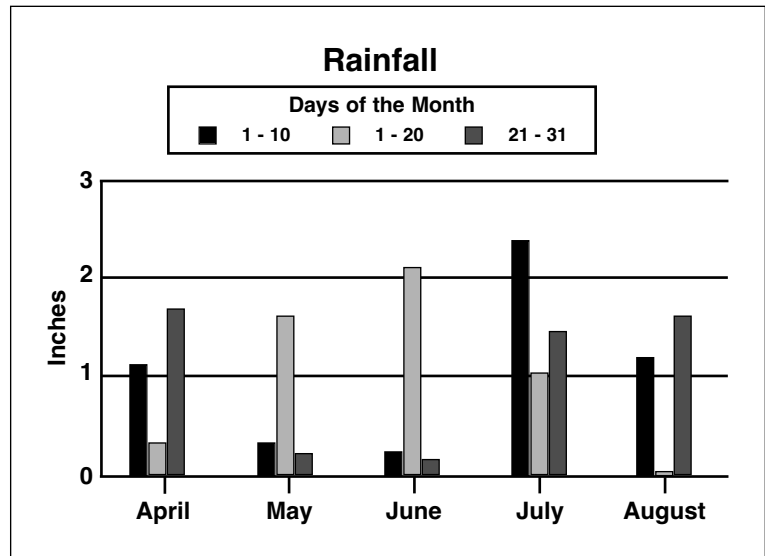
## Crop Summary

The test was planted into adequate soil moisture. Seed germination and early seedling vigor was good. The corn suffered from drought conditions during the last half of May until the middle of June when some rain fell. July saw significantly greater rainfall; however, the corn only benefited minutely due to being in the latter stages of growth. Harvest was made in a timely manner.

Soil type .....	Prentiss fine sandy loam
Soil pH .....	6.1
Soil fertility .....	P=H; K=M
Fertilizer added .....	Preplant — K @ 200 lb/A Postemergence — N @ 200 lb/A
Herbicide application .....	Preemergence — Atrazine @ 2 qt/A + Dual II Magnum @ 1.5 pt/A Postemergence — Callisto @ 3 oz/A + Atrazine @ 10 oz/A
Previous crop .....	Corn
Planting date .....	March 19
Harvest date .....	August 22

## Rainfall Summary

	Inches
April .....	3.14
May .....	2.16
June .....	2.48
July .....	4.86
August .....	2.84
<b>Total .....</b>	<b>15.48</b>



**Table 11. Results from 36 early-maturing corn hybrids grown without irrigation on a Prentiss fine sandy loam soil at the MAFES Coastal Plain Branch, Newton, 2007.<sup>1</sup>**

Brand name	Hybrid number	2007 yield	2-year average <sup>2</sup>	3-year average <sup>2</sup>	Stalk lodging	Ear height	Moisture content	Harvested stand (x1000)
		<i>bu/A</i>	<i>bu/A</i>	<i>bu/A</i>	%	<i>in</i>	%	
Terral	TVX25R81	105.9	—	—	0	36	16.3	30
Terral	TVX26BR601	100.9	—	—	0	44	15.9	29
Dyna-Gro	DG58P45	98.4	—	—	0	44	17.0	29
DEKALB	DKC63-62	98.1	—	—	0	40	16.0	29
DEKALB	DKC65-47	97.1	—	—	0	36	15.6	28
DEKALB	DKC64-27	95.3	—	—	0	40	15.6	27
DEKALB	DKC63-46	94.6	—	—	0	40	15.2	29
Terral	TVX25R701	92.6	—	—	0	44	16.1	29
DEKALB	DKC61-22	91.7	—	—	0	36	15.6	29
Croplan Genetics	6992RB	86.2	—	—	0	36	15.9	29
Terral	TVX23BR701	85.3	—	—	0	40	16.3	32
Pioneer	33N58	83.6	—	—	0	32	16.0	32
Croplan Genetics	6831RHL	81.8	—	—	0	32	15.7	29
Terral	TV25R31	80.6	—	—	0	40	16.4	30
Dyna-Gro	DG57K33	80.0	—	—	0	32	16.3	30
Croplan Genetics	7050RB	80.0	—	—	0	32	15.6	30
Dyna-Gro	DG57P84	79.8	—	—	0	36	15.3	30
DEKALB	DK66-23 (Un)	79.8	—	—	0	36	16.4	27
Dyna-Gro	DG57G48	79.3	—	—	0	36	16.0	30
Terral	TV26B34	79.1	—	—	0	40	17.1	28
DEKALB	DEKALB RX715	76.5	—	—	0	32	16.5	29
Terral	TV26BR41	76.0	—	—	0	36	16.8	30
DEKALB	DKC64-78	75.8	—	—	0	36	15.5	29
Dyna-Gro	DG57B90	75.7	—	—	0	36	15.6	31
Dyna-Gro	DG57N96	74.7	—	—	0	36	16.4	31
Dyna-Gro	DG57P12	73.0	—	—	0	40	16.3	29
Terral	TV25BR71	72.7	—	—	0	36	16.8	30
Terral	TV26BR61	71.4	—	—	0	40	16.4	29
Croplan Genetics	6818RR	70.8	—	—	0	40	15.9	31
Terral	TVX25BR702	68.6	—	—	0	48	17.8	29
DEKALB	DKC66-23	68.5	—	—	0	36	16.9	29
Dyna-Gro	DG57K58	66.8	—	—	0	40	17.5	30
Terral	TV23R31	61.4	—	—	0	44	17.5	31
DEKALB	DKC61-45	59.2	—	—	0	40	16.5	29
Terral	TV25BR23	51.5	—	—	0	40	16.8	32
Terral	TV26BR10n	42.6	—	—	0	40	16.2	29
Overall mean		79.3						
LSD (.10)		18.6						
Error degrees of freedom		105						
CV (%)		20.0						
R <sup>2</sup> (%)		56						

<sup>1</sup>Planted March 19; harvested August 22.

<sup>2</sup>No 2- or 3-year yields.

**Table 12. Results from 18 late-maturing corn hybrids grown without irrigation on a Prentiss fine sandy loam soil at the MAFES Coastal Plain Branch, Newton, 2007.<sup>1</sup>**

Brand name	Hybrid number	2007 yield	2-year average <sup>2</sup>	3-year average <sup>2</sup>	Stalk lodging	Ear height	Moisture content	Harvested stand (x1000)
		<i>bu/A</i>	<i>bu/A</i>	<i>bu/A</i>	<i>%</i>	<i>in</i>	<i>%</i>	
Pioneer	31G71	77.1	—	—	0	40	15.7	27
DEKALB	DKC69-43	75.3	—	—	0	44	16.0	28
Pioneer	31G96	65.5	—	—	0	40	16.7	29
DEKALB	DKC67-23	64.3	—	—	0	48	19.6	29
Dyna-Gro	DG58K40	62.6	—	—	0	36	17.0	29
Dyna-Gro	DG58K02	61.5	—	—	0	40	18.8	30
Golden Acres	GA2993RRB	60.1	—	—	0	36	21.7	29
DEKALB	DKC67-87	57.3	—	—	0	36	20.6	28
Dyna-Gro	DG58P60	51.1	—	—	0	36	17.8	30
Dyna-Gro	DG58P74	46.5	—	—	0	40	16.0	31
Pioneer	33M57	46.4	—	—	0	36	17.4	28
Croplan Genetics	799RB	43.8	—	—	0	36	17.3	30
Golden Acres	GA 2841RRB	42.8	—	—	0	40	18.4	31
Dyna-Gro	58P59	41.7	—	—	0	36	17.3	30
DEKALB	DKC69-71	40.4	—	—	0	28	18.3	28
Croplan Genetics	851RB	38.1	—	—	0	36	17.6	28
Pioneer	31P41	36.7	—	—	0	36	16.4	29
Pioneer	31R87	32.9	—	—	0	40	16.7	29
Overall mean		52.4						
LSD (.10)		15.2						
Error degrees of freedom		51						
CV (%)		24.4						
R <sup>2</sup> (%)		64						

<sup>1</sup>Planted March 19; harvested August 22.

<sup>2</sup>No 2- or 3-year yields.



# HENRY SHETLER FARM, CLARKSDALE

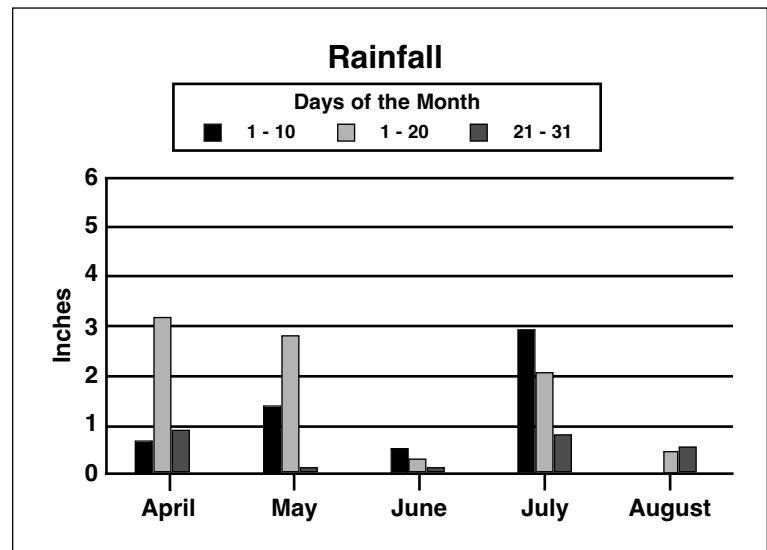
## Crop Summary

Corn was planted into stale seedbeds prepared the previous fall. A combination of deficient soil moisture and below-freezing temperatures over the Easter weekend significantly reduced stands. Plots were replanted on April 23 under more optimum planting conditions, and corn quickly emerged to a good stand. Supplemental irrigation offset the lack of rainfall during the growing season, and the crop produced good yields. Plots were harvested under good conditions.

Soil type ..... Forestdale silt loam  
 Soil pH ..... 7.2  
 Soil fertility ..... P=H; K=H  
 Fertilizer added ..... Preplant — 0-20-30 @ 200 lb/A  
   Postemergence — N @ 148 lb/A on April 4  
   + N @ 112 lb/A on May 6  
 Herbicide application .... Preplant — Roundup Original @ 18 oz/A  
   + Banel @ 8 oz/A  
   Preemergence — Atrazine @ 2 qt/A  
   + Resolve @ 1 oz/A  
   Postemergence — Callisto @ 3 oz/A  
 Fungicide application .... Headline @ 6 oz/A  
 Irrigation ..... May 10, May 20, May 30, June 9, June 19  
 Previous crop ..... Soybean  
 Planting date ..... March 21; replanted April 23  
 Harvest date ..... September 7

## Rainfall Summary

	Inches
April .....	4.78
May .....	4.26
June .....	0.94
July .....	5.80
August .....	1.04
<b>Total .....</b>	<b>16.82</b>



**Table 13. Results from 64 early-maturing corn hybrids grown with furrow irrigation on a Forestdale silty clay soil near Clarksdale, Coahoma County, 2007.<sup>1</sup>**

Brand name	Hybrid number	2007 yield	2-year average	3-year average	Stalk lodging	Ear height	Moisture content	Harvested stand (x1000)
		<i>bu/A</i>	<i>bu/A</i>	<i>bu/A</i>	%	<i>in</i>	%	
Dyna-Gro	DG57K58	231.6	202.5	—	0	44	17.1	32
Garst	8247YG1	222.5	195.0	—	0	36	16.8	30
DEKALB	DKC63-46	212.2	192.0	—	0	36	16.1	32
AgriGold	A6633BtRR	211.5	—	—	0	44	17.2	32
Dyna-Gro	DG57B90	210.1	—	—	0	40	18.9	32
Dyna-Gro	DG57P12	210.0	208.5	—	0	44	18.2	32
AgriGold	A6455BtRR	209.5	—	—	0	40	16.1	30
DEKALB	DKC61-45	206.1	195.1	190.2	0	36	16.1	32
DEKALB	DKC64-78	205.3	—	—	0	36	16.5	32
NK Brand	N77-P5	205.1	—	—	0	36	16.6	30
DEKALB	DKC66-23	204.5	191.1	—	0	36	18.0	28
Dyna-Gro	DG57G48	204.3	—	—	0	40	17.5	32
Croplan Genetics	6992RB	203.9	—	—	0	40	16.3	30
Garst	8295YG1/RR	203.0	176.1	—	0	36	17.1	30
Dyna-Gro	DG58P45	202.3	—	—	0	48	18.7	32
Golden Acres	X-6701	201.6	—	—	0	36	16.0	32
Belle	Belle 1545RY	200.9	193.9	187.1	0	36	18.1	32
DEKALB	DKC61-22	200.8	—	—	0	36	16.0	32
DEKALB	DKC65-47	198.6	—	—	0	36	16.4	32
Pioneer	33N58	197.4	—	—	0	36	16.4	32
Terral	TV26BR41	197.1	183.6	177.3	0	32	19.0	30
Adler	4740YGPL	196.9	—	—	0	36	16.1	30
Dairyland	7615	196.6	—	—	0	40	18.2	30
Unity Seeds	1112	196.2	—	—	0	44	16.3	32
Belle	Belle 1533Y	196.0	197.2	192.4	0	32	19.2	32
Terral	TV25R31	195.9	197.0	188.6	0	44	18.2	30
DEKALB	DK66-23 (Un)	195.9	—	—	0	40	17.4	28
Terral	TVX26BR601	195.9	—	—	0	44	18.9	30
Crow's	4846T	195.2	—	—	0	36	16.0	32
Unity Seeds	4114	195.1	—	—	0	40	16.4	32
Belle	Belle 1147RY	194.9	—	—	0	40	16.5	32
Terral	TV25BR71	194.8	—	—	0	36	18.0	30
Dyna-Gro	DG57K33	194.8	—	—	0	36	18.6	32
Terral	TVX25R701	194.1	—	—	0	44	16.7	30
Terral	TV25BR23	193.6	205.0	195.4	0	36	17.1	32
Golden Acres	X-6702RRB	193.1	—	—	0	40	17.3	32
Terral	TVX25R81	193.1	—	—	0	44	18.7	32
DEKALB	DKC64-27	193.0	193.6	—	0	36	16.5	32
Terral	TVX25BR702	192.0	—	—	0	40	17.3	32
Croplan Genetics	7050RB	190.4	—	—	0	36	16.4	32
Adler	3545RRPL	190.2	—	—	0	28	16.0	30
Dyna-Gro	DG57P84	190.1	—	—	0	36	15.9	32
FFR	787RR2BT	190.0	—	—	0	40	17.3	32
NK Brand	N68-B8	189.3	—	—	0	32	16.3	30
Bio Gene	BG84V08	189.2	—	—	0	32	17.8	32
DEKALB	DEKALB RX715	189.1	—	—	0	40	16.2	32
Terral	TV26B34	188.6	195.1	—	0	36	20.7	30
AgriGold	A6639RR	186.9	—	—	0	32	16.4	32
Adler	3515RRBT	185.9	—	—	0	36	16.2	30
Dyna-Gro	DG57N96	185.6	193.9	—	0	40	19.0	32
Bio Gene	BG83V08	185.2	—	—	0	28	18.0	32
Crow's	5132S	184.3	—	—	0	40	17.4	32
DEKALB	DKC63-62	184.1	171.9	—	0	36	16.4	32
Terral	TV26BR61	183.9	178.4	—	0	36	17.8	30
Golden Acres	GA2831RRB	182.2	196.4	189.0	0	44	16.9	32
Terral	TV26BR10n	181.0	179.2	181.3	0	36	16.5	32
Terral	TV23R31	180.4	179.6	176.1	0	44	18.7	32
FFR	746RR2BT	177.0	—	—	0	48	16.4	32
Terral	TVX23BR701	176.1	—	—	0	44	18.0	32
Bio Gene	CB1143	174.0	188.3	—	0	32	17.1	32
AgriGold	A6596HX	172.6	—	—	0	44	18.5	30
Croplan Genetics	6818RR	170.7	—	—	0	40	17.4	32
Croplan Genetics	6831RHL	169.6	—	—	0	32	18.1	32
NK Brand	N70-C7	155.9	—	—	0	36	19.8	30
Overall mean		193.7	191.1	186.4				
LSD (.10)		24.4						
Error degrees of freedom		189						
CV (%)		10.8						
R <sup>2</sup> (%)		45						

<sup>1</sup>Planted April 23; harvested September 7.

**Table 14. Results from 27 late-maturing corn hybrids grown with furrow irrigation on a Forestdale silty clay soil near Clarksdale, Coahoma County, 2007.<sup>1</sup>**

Brand name	Hybrid number	2007 yield	2-year average	3-year average	Stalk lodging	Ear height	Moisture content	Harvested stand (x1000)
		<i>bu/A</i>	<i>bu/A</i>	<i>bu/A</i>	%	<i>in</i>	%	
Golden Acres	X-6705RRH	224.6	—	—	0	36	16.8	32
DEKALB	DKC67-23	223.8	196.9	—	0	44	16.5	32
DEKALB	DKC67-87	222.4	—	—	0	44	18.4	32
Golden Acres	GA 2841RRB	213.8	189.5	186.9	0	36	16.5	32
Dyna-Gro	DG58K02	210.2	192.7	—	0	44	17.9	32
Pioneer	32B29	209.9	200.3	—	0	44	16.3	28
Pioneer	31P41	209.8	187.5	—	0	44	16.2	28
Dyna-Gro	58P59	209.3	177.0	171.6	0	40	16.9	32
Adler	9050RRBT	206.7	—	—	0	44	17.0	30
Pioneer	31R87	206.2	—	—	0	48	16.5	28
Adler	9040RRBT	205.3	—	—	0	36	16.5	30
Pioneer	31G96	203.2	183.6	—	0	44	16.1	28
Belle	Belle 1646RY	202.2	—	—	0	44	16.6	32
Crow's	8T215	201.0	—	—	0	40	17.4	32
Golden Acres	28Z49	200.2	—	—	0	48	18.0	28
Belle	Belle 1844RY	199.9	—	—	0	40	17.5	32
Dyna-Gro	DG58P74	196.3	—	—	0	40	16.8	32
Dyna-Gro	DG58K40	194.1	—	—	0	48	18.4	32
Croplan Genetics	799RB	193.4	191.6	—	0	40	16.3	32
Pioneer	31N26	193.4	—	—	0	40	16.6	32
Croplan Genetics	851RB	193.0	183.1	—	0	44	16.3	30
DEKALB	DKC69-43	192.3	—	—	0	40	16.1	32
Golden Acres	2989RRB	191.9	—	—	0	40	17.5	28
Belle	Belle 1722R	188.8	—	—	0	44	17.5	32
DEKALB	DKC69-71	188.1	173.9	182.0	0	48	17.4	32
Dyna-Gro	DG58P60	176.3	180.6	—	0	52	18.4	32
Pioneer	33M57	162.6	—	—	0	36	17.2	32
Overall mean		200.7	187.0	180.2				
LSD (.10)		21.4						
Error degrees of freedom		78						
CV (%)		9.1						
R <sup>2</sup> (%)		49						

<sup>1</sup>Planted April 23; harvested September 7.

# ROB COKER FARM, YAZOO CITY

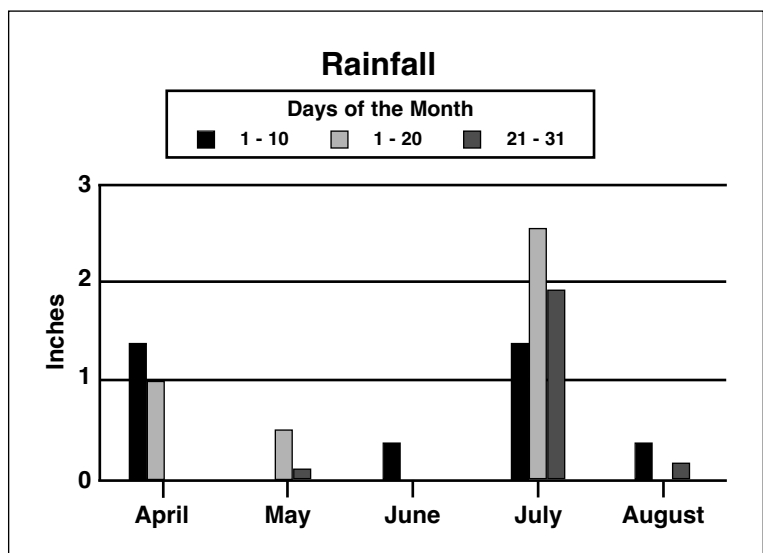
## Crop Summary

Corn was planted no-till into established seedbeds from a previous cotton crop. Soil moisture was good and corn emerged to a good stand. The growing season consisted of above-normal temperatures and below-normal rainfall. Timely irrigation applications were applied to the test, resulting in excellent yields. Harvest was completed on time.

Soil type .....	Dundee silt loam
Soil pH .....	6.2
Soil fertility .....	P=H; K=H
Fertilizer added .....	N @ 225 lb/A
Herbicide application ....	Bicep II Magnum @ 2 qt/A
Previous crop .....	Cotton
Irrigation (Furrow) .....	May 1, May 8, May 22, May 29, June 5, June 12, June 19, June 26, July 3
Planting date .....	March 20
Harvest date .....	August 20

## Rainfall Summary

	Inches
April .....	2.40
May .....	0.60
June .....	0.37
July .....	5.87
August .....	0.57
<b>Total .....</b>	<b>9.81</b>



**Table 15. Results from 64 early-maturing corn hybrids grown with furrow irrigation on a Dundee silt loam soil near Yazoo City, Yazoo County, 2007.<sup>1</sup>**

Brand name	Hybrid number	2007 yield	2-year average	3-year average	Stalk lodging	Ear height	Moisture content	Harvested stand (x1000)
		bu/A	bu/A	bu/A	%	in	%	
Garst	8247YG1	262.3	259.7	—	0	48	16.0	30
Terral	TVX23BR701	257.8	—	—	0	60	15.9	31
Pioneer	33N58	252.2	—	—	0	52	15.4	32
Croplan Genetics	6831RHL	248.2	—	—	0	52	15.3	32
Dyna-Gro	DG57K58	247.4	254.4	—	0	56	15.3	32
Bio Gene	BG83V08	246.4	—	—	0	48	15.7	32
Golden Acres	X-6702RRB	245.7	—	—	0	60	16.2	32
Dyna-Gro	DG57G48	243.3	—	—	0	48	15.2	31
Terral	TVX26BR601	243.2	—	—	0	60	16.1	31
FFR	787RR2BT	241.6	—	—	0	56	15.9	30
Terral	TV26BR41	241.1	251.7	223.6	0	52	15.6	31
DEKALB	DKC63-46	240.9	244.9	—	0	52	14.9	31
Terral	TVX25R81	240.6	—	—	0	60	16.0	30
DEKALB	DKC63-62	240.4	260.3	—	0	56	15.4	32
DEKALB	DKC64-78	240.3	—	—	0	52	15.3	30
Crow's	4846T	238.7	—	—	0	56	15.1	32
DEKALB	DKC66-23	238.3	246.5	—	0	48	15.9	31
DEKALB	DEKALB RX715	237.6	—	—	0	56	15.1	31
DEKALB	DKC61-45	237.2	250.6	223.5	0	48	15.0	32
Garst	8295YG1/RR	237.2	246.1	—	0	48	16.3	31
Golden Acres	X-6701	237.1	—	—	0	64	15.2	30
Dyna-Gro	DG57P12	237.0	249.6	—	0	44	15.5	31
Belle	Belle 1545RY	236.0	249.5	227.6	0	52	15.5	30
DEKALB	DKC64-27	235.0	242.5	—	0	56	15.4	30
DEKALB	DK66-23 (Un)	234.1	—	—	0	48	16.0	29
Golden Acres	GA2831RRB	233.5	234.0	215.8	0	48	15.1	31
DEKALB	DKC65-47	232.4	—	—	0	52	15.4	31
Adler	3515RRBT	231.6	—	—	0	40	15.1	31
Bio Gene	CB1143	230.8	241.6	—	0	48	15.8	32
Dyna-Gro	DG58P45	230.7	—	—	0	60	15.6	29
Terral	TVX25R701	230.4	—	—	0	52	15.6	29
Terral	TV25R31	229.9	249.1	213.6	0	56	15.7	30
Dyna-Gro	DG57B90	229.7	—	—	0	44	15.4	33
DEKALB	DKC61-22	229.5	—	—	0	56	14.9	31
Unity Seeds	1112	228.5	—	—	0	52	15.3	31
Crow's	5132S	228.0	—	—	0	56	15.6	32
Dairyland	7615	227.4	—	—	0	52	15.5	30
AgriGold	A6633BtRR	226.9	—	—	0	40	15.7	32
Dyna-Gro	DG57K33	226.6	—	—	0	48	15.3	31
AgriGold	A6596HX	226.6	—	—	0	52	15.4	30
Croplan Genetics	6818RR	225.7	—	—	0	48	15.5	31
Belle	Belle 1533Y	225.5	240.3	219.7	0	52	15.4	28
Terral	TVX25BR702	224.0	—	—	0	64	16.1	30
Terral	TV25BR23	223.7	235.9	211.7	0	52	15.2	31
NK Brand	N70-C7	223.2	—	—	0	48	15.5	29
Terral	TV26BR61	223.1	250.4	—	0	52	15.8	30
Terral	TV25BR71	222.6	—	—	0	52	15.6	30
Dyna-Gro	DG57N96	222.0	243.6	—	0	48	15.3	29
FFR	746RR2BT	221.0	—	—	0	64	15.1	31
Terral	TV26B34	219.6	252.4	—	0	48	15.4	30
Belle	Belle 1147RY	219.4	—	—	0	48	14.9	32
Croplan Genetics	6992RB	218.7	—	—	0	52	15.7	29
NK Brand	N77-P5	218.6	—	—	0	52	15.5	30
Unity Seeds	4114	218.4	—	—	0	48	15.4	31
Croplan Genetics	7050RB	218.2	—	—	0	52	15.5	31
Terral	TV26BR10n	217.9	233.0	214.7	0	48	15.3	32
AgriGold	A6455BtRR	217.6	—	—	0	52	15.0	27
Bio Gene	BG84V08	216.2	—	—	0	52	15.4	32
AgriGold	A6639RR	216.0	—	—	0	52	15.3	29
NK Brand	N68-B8	215.3	—	—	0	48	15.2	30
Adler	3545RRPL	213.5	—	—	0	48	15.0	29
Terral	TV23R31	209.1	222.7	201.1	0	60	15.4	29
Adler	4740YGPL	204.4	—	—	0	52	14.9	27
Dyna-Gro	DG57P84	196.6	—	—	0	52	15.2	29
Overall mean		230.2	245.7	216.8				
LSD (.10)		15.5						
Error degrees of freedom		189						
CV (%)		5.7						
R <sup>2</sup> (%)		54						

<sup>1</sup>Planted March 20; harvested August 20.

**Table 16. Results from 27 late-maturing corn hybrids grown with furrow irrigation on a Dundee silt loam soil near Yazoo City, Yazoo County, 2007.<sup>1</sup>**

Brand name	Hybrid number	2007 yield	2-year average	3-year average	Stalk lodging	Ear height	Moisture content	Harvested stand (x1000)
		<i>bu/A</i>	<i>bu/A</i>	<i>bu/A</i>	%	<i>in</i>	%	
Belle	Belle 1646RY	244.7	—	—	0	56	15.4	30
Pioneer	32B29	243.3	268.3	—	0	56	15.5	29
Pioneer	33M57	242.8	—	—	0	52	15.9	32
DEKALB	DKC69-71	242.6	238.2	234.0	0	64	16.4	32
Golden Acres	GA 2841RRB	239.1	248.8	—	0	56	15.4	33
Pioneer	31N26	232.4	—	—	0	52	16.0	32
Dyna-Gro	DG58K40	230.0	—	—	0	68	15.6	29
Dyna-Gro	58P59	224.5	253.1	252.0	0	56	15.2	30
Adler	9040RRBT	223.9	—	—	0	56	15.4	28
Pioneer	31P41	223.7	253.2	—	0	56	15.7	28
Dyna-Gro	DG58K02	223.6	241.1	—	0	60	15.6	30
Pioneer	31G96	223.3	240.9	—	0	68	15.5	29
DEKALB	DKC67-23	222.6	220.8	—	0	56	16.2	32
DEKALB	DKC69-43	221.4	—	—	0	56	15.6	31
Belle	Belle 1844RY	220.7	—	—	0	60	15.8	30
Crow's	8T215	218.7	—	—	0	52	15.6	30
Dyna-Gro	DG58P60	218.4	232.6	—	0	60	16.0	29
Belle	Belle 1722R	218.1	—	—	0	52	15.9	31
DEKALB	DKC67-87	217.9	—	—	0	60	16.5	32
Dyna-Gro	DG58P74	216.7	—	—	0	56	15.8	30
Croplan Genetics	799RB	216.0	221.9	—	0	48	15.5	29
Adler	9050RRBT	214.7	—	—	0	60	15.9	29
Golden Acres	X-6705RRH	213.8	—	—	0	60	15.5	31
Pioneer	31R87	213.1	—	—	0	60	15.7	29
Golden Acres	2989RRB	212.1	—	—	0	60	15.9	27
Golden Acres	28Z49	210.6	—	—	0	60	15.5	28
Croplan Genetics	851RB	205.9	233.8	—	0	60	15.3	28
Overall mean		223.5	241.1	243.5				
LSD (.10)		16.2						
Error degrees of freedom		78						
CV (%)		6.1						
R <sup>2</sup> (%)		51						

<sup>1</sup>Planted March 20; harvested August 20.

# MAFES DELTA BRANCH, STONEVILLE

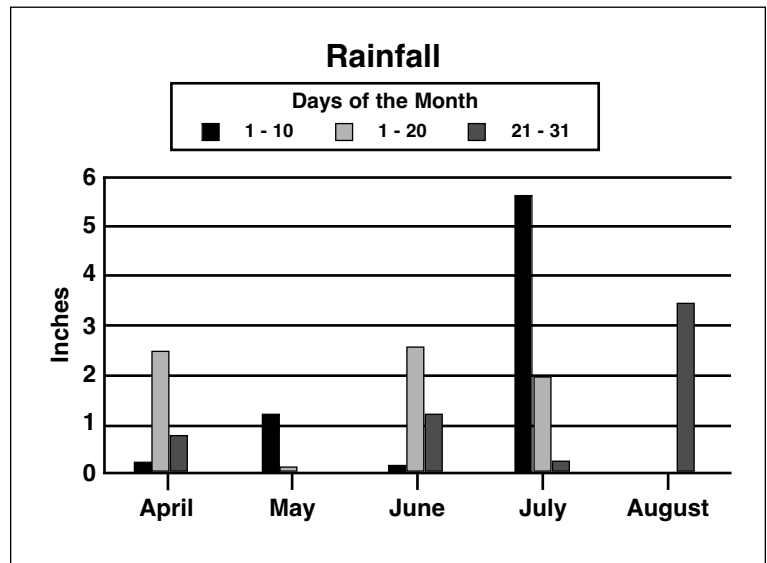
## Crop Summary

Rainfall at Stoneville during the first 6 months of 2007 was well below normal. Thus, irrigation commenced in May. Late June and early July rainfall provided plentiful late-season moisture. The growing season was good for corn production.

Soil type	Bosket very fine sandy loam
Soil pH	7.0
Soil fertility	P=H; K=H
Fertilizer added	N @ 250 lb/A
Herbicide application	Preemergence — Bicep II Magnum @ 2.1 qt/A Postemergence — Callisto @ 3 oz/A
Previous crop	Soybean
Irrigation	May 29, June 4, June 14
Planting date	March 12
Harvest date	August 16

## Rainfall Summary

	Inches
April	3.38
May	1.27
June	3.82
July	7.74
August	3.43
<b>Total</b>	<b>19.64</b>



**Table 17. Results from 64 early-maturing corn hybrids grown with furrow irrigation on a Bosket very fine sandy loam soil at the MAFES Delta Branch Station, Stoneville, 2007.<sup>1</sup>**

Brand name	Hybrid number	2007 yield	2-year average	3-year average	Stalk lodging	Ear height	Moisture content	Harvested stand (x1000)
		<i>bu/A</i>	<i>bu/A</i>	<i>bu/A</i>	%	<i>in</i>	%	
Garst	8247YG1	267.5	279.6	—	0	40	15.8	31
Golden Acres	X-6701	260.1	—	—	0	48	15.2	29
Terral	TVX23BR701	253.1	—	—	0	48	16.1	34
DEKALB	DKC66-23	252.2	261.9	—	0	40	16.6	33
Golden Acres	X-6702RRB	249.6	—	—	0	48	15.8	32
DEKALB	DKC64-78	248.3	—	—	0	40	15.4	30
Dyna-Gro	DG58P45	248.0	—	—	0	48	16.0	31
Terral	TVX25BR702	246.0	—	—	0	44	16.1	31
Garst	8295YG1/RR	245.9	256.0	—	0	40	16.5	30
FFR	787RR2BT	245.4	—	—	0	64	17.0	30
Terral	TV26BR41	244.7	248.6	246.8	0	44	15.5	30
Pioneer	33N58	242.5	—	—	0	48	15.3	32
Dyna-Gro	DG57K58	242.4	256.7	—	0	44	15.4	32
DEKALB	DEKALB RX715	242.0	—	—	0	40	15.4	32
Dyna-Gro	DG57G48	241.7	—	—	0	40	15.2	31
Bio Gene	BG83V08	241.4	—	—	0	40	15.5	32
Crow's	4846T	240.6	—	—	0	48	15.2	31
Golden Acres	GA2831RRB	240.3	252.6	248.1	0	44	15.3	30
DEKALB	DKC63-62	239.3	252.0	—	0	44	15.4	32
Dyna-Gro	DG57B90	239.2	—	—	0	44	15.7	32
Croplan Genetics	6831RHL	238.4	—	—	0	44	15.8	32
NK Brand	N77-P5	238.4	—	—	0	40	15.5	31
Adler	3515RRBT	238.2	—	—	0	40	14.8	31
Dairyland	7615	237.9	—	—	0	44	15.6	30
Bio Gene	CB1143	237.3	252.9	—	0	44	15.8	32
Dyna-Gro	DG57P12	236.3	238.7	—	0	40	15.8	31
Terral	TV25BR23	235.7	250.6	246.4	0	40	15.4	32
Terral	TVX25R81	234.9	—	—	0	44	16.4	30
Croplan Genetics	6818RR	234.8	—	—	0	44	16.3	33
Dyna-Gro	DG57K33	234.7	—	—	0	44	15.7	30
Belle	Belle 1533Y	234.6	247.1	241.1	0	40	15.8	30
Dyna-Gro	DG57N96	234.2	243.1	—	0	44	15.5	31
DEKALB	DKC65-47	233.3	—	—	0	44	15.4	29
Unity Seeds	1112	233.2	—	—	0	44	15.3	31
AgriGold	A6633BtRR	231.7	—	—	0	32	15.4	31
Belle	Belle 1545RY	231.5	236.8	237.0	0	40	15.7	31
Unity Seeds	4114	231.4	—	—	0	40	15.3	31
Crow's	5132S	231.1	—	—	0	48	15.8	32
Croplan Genetics	6992RB	230.2	—	—	0	40	15.8	30
Belle	Belle 1147RY	229.8	—	—	0	40	14.9	32
DEKALB	DKC63-46	229.8	227.2	—	0	40	14.8	32
DEKALB	DK66-23 (Un)	229.2	—	—	0	40	16.2	29
Terral	TV26B34	229.0	230.8	—	0	44	15.9	30
NK Brand	N68-B8	228.8	—	—	0	36	15.0	30
Terral	TV26BR10n	227.8	247.5	241.8	0	56	15.4	31
FFR	746RR2BT	227.4	—	—	0	60	14.9	31
Terral	TVX26BR601	227.2	—	—	0	44	16.3	30
DEKALB	DKC61-22	226.1	—	—	0	44	14.7	32
Terral	TVX25R701	225.6	—	—	0	44	15.6	31
DEKALB	DKC61-45	225.5	227.6	225.5	0	40	14.7	31
Terral	TV25R31	223.6	226.9	222.8	0	44	16.1	30
Terral	TV25BR71	220.9	—	—	0	44	15.6	29
Terral	TV23R31	219.8	225.3	217.7	0	48	15.7	29
DEKALB	DKC64-27	218.8	229.4	—	0	40	15.1	31
AgriGold	A6596HX	218.6	—	—	0	44	15.7	30
Bio Gene	BG84V08	218.3	—	—	0	40	16.3	31
NK Brand	N70-C7	216.9	—	—	0	36	15.5	30
AgriGold	A6639RR	215.3	—	—	0	48	15.2	31
Terral	TV26BR61	214.9	233.5	—	0	48	15.7	29
Adler	3545RRPL	212.0	—	—	0	40	15.0	29
AgriGold	A6455BtRR	212.0	—	—	0	40	14.8	30
Croplan Genetics	7050RB	209.5	—	—	0	40	15.6	31
Adler	4740YGPL	207.0	—	—	0	56	14.8	27
Dyna-Gro	DG57P84	205.9	—	—	0	40	14.8	32
Overall mean		233.1	244.0	236.4				
LSD (.10)		15.5						
Error degrees of freedom		185						
CV (%)		5.6						
R <sup>2</sup> (%)		55						

<sup>1</sup>Planted March 12; harvested August 16.



**Table 18. Results from 27 late-maturing corn hybrids grown with furrow irrigation on a Bosket very fine sandy loam soil at the MAFES Delta Branch Station, Stoneville, 2007.<sup>1</sup>**

Brand name	Hybrid number	2007 yield	2-year average	3-year average	Stalk lodging	Ear height	Moisture content	Harvested stand (x1000)
		<i>bu/A</i>	<i>bu/A</i>	<i>bu/A</i>	%	<i>in</i>	%	
Pioneer	31N26	266.0	—	—	0	46	16.2	32
Dyna-Gro	DG58K40	260.6	—	—	0	48	15.9	30
Golden Acres	GA 2841RRB	259.3	270.1	—	0	48	15.4	30
DEKALB	DKC67-87	255.0	—	—	0	52	18.0	32
Belle	Belle 1722R	252.4	—	—	0	43	16.4	29
Pioneer	31G96	252.3	272.0	—	0	51	15.8	29
Dyna-Gro	58P59	251.4	266.5	251.9	0	46	15.6	30
DEKALB	DKC69-71	250.3	256.6	239.1	0	48	16.5	32
Dyna-Gro	DG58P60	247.6	263.4	—	0	47	16.1	31
Croplan Genetics	851RB	246.5	265.8	—	0	44	15.4	30
Golden Acres	2989RRB	244.8	—	—	0	42	16.3	29
Belle	Belle 1844RY	242.5	—	—	0	46	17.1	29
DEKALB	DKC69-43	239.9	—	—	0	46	15.5	32
Croplan Genetics	799RB	239.7	250.7	—	0	40	15.8	31
Belle	Belle 1646RY	234.1	—	—	0	43	15.6	29
Crow's	8T215	233.4	—	—	0	42	15.7	31
Pioneer	33M57	231.3	—	—	0	42	16.0	31
Pioneer	32B29	231.2	258.0	—	0	41	15.1	33
Golden Acres	X-6705RRH	220.8	—	—	0	38	16.0	29
Golden Acres	28Z49	218.6	—	—	0	50	15.7	31
Pioneer	31R87	217.3	—	—	0	43	15.4	27
Dyna-Gro	DG58K02	215.1	242.3	—	0	48	15.8	30
Pioneer	31P41	212.8	235.3	—	0	47	15.4	28
Adler	9050RRBT	210.2	—	—	0	42	15.7	29
Dyna-Gro	DG58P74	233.7	—	—	0	42	15.6	32
DEKALB	DKC67-23	212.6	243.3	—	0	46	16.3	30
Adler	9040RRBT	202.8	—	—	0	40	15.4	29
Overall mean		236.4	256.7	245.5				
LSD (.10)		43.3						
Error degrees of freedom		24						
CV (%)		10.7						
R <sup>2</sup> (%)		53						

<sup>1</sup>Planted March 12; harvested August 16.

**Table 19. Results from grain sorghum grown on a Bosket very fine sandy loam soil on Fratesi Farms, Leland, 2007.<sup>1</sup>**

<b>Brand Name</b>	<b>Hybrid number</b>	<b>2007 yield</b>	<b>Head exertion<sup>2</sup></b>	<b>Plant height<sup>3</sup></b>	<b>Moisture content</b>
		<i>bu/A</i>	<i>in</i>	<i>in</i>	<i>%</i>
DEKALB	DKS 54-00CP	140.7	5	55	8.9
Pioneer	82G10	139.8	11	50	9.1
DEKALB	DKS 53-67	136.2	5	48	8.6
Monsanto	MSE 536	134.4	7	60	9.5
Monsanto	MSE 532	133.6	3	52	8.9
Pioneer	83G66	132.5	10	52	9.9
Dyna-Gro	DG 780B	130.8	2	55	9.2
Asgrow	A603	130.5	10	57	8.9
DEKALB	DKS 54-00	129.6	8	57	8.4
Asgrow	A571	129.2	6	57	8.3
Dyna-Gro	DG 751B	127.7	4	54	8.2
Golden Acres	GA3799	124.1	5	55	9.4
Dyna-Gro	DG 758B	122.5	4	50	8.9
Terral	TV96H91	121.5	4	53	9.0
Pioneer	84G62	119.1	7	52	8.6
Dyna-Gro	DG 754B	118.5	7	50	9.2
Terral	TV96H81	118.1	4	52	8.6
Terral	TV9421	117.2	8	57	9.7
Terral	TV1050	116.7	6	54	8.9
Terral	TV93S72	116.3	7	51	9.0
Golden Acres	GA3566	114.9	3	51	13.6
Monsanto	NC+ 7B51	112.9	6	56	8.4
Overall mean		125.7			
LSD (.10)		9.02			
Error degrees of freedom		66			
CV (%)		5.04			
R <sup>2</sup> (%)		72			

<sup>1</sup>Planted April 19; harvested August 16.

Herbicide: Preplant – Roundup @ 32 oz/A + Valor @ 1 oz/A  
 Preemergence – Gramaxone @ 32 oz/A + Aim @ .33 oz/A  
 Postemergence – Atrazine @ 1 qt/A + Step @ 1 qt/A

Fertilizer added: N @ 160 lb/A

Insecticide: Baythroid @ 1.28 oz/A (two applications)

<sup>2</sup>Head exertion = Distance in inches from the flag leaf to base of panicle.

<sup>3</sup>Plant height = Height in inches from the soil surface to the top of the grain head.

### Grain Sorghum Sources

<b>Golden Acres Genetics</b> P.O. Box 5798 Buchanan Dam, TX 38609	GA3566 GA3799	
<b>Monsanto Co.</b> 982 U.S. Hwy 77 Bishop, TX 78343	Asgrow A571 Asgrow A603 DEKALB DKS53-67 DEKALB DKS54-00	DEKALB DKS54-00CP Monsanto MSE 532 Monsanto MSE 536
<b>NC+ Hybrids</b> 3820 N 58th St. Lincoln, NE 68504	NC+7B51	
<b>Pioneer Hi-Bred Intl.</b> 700 Blvd. South, Suite 302 Huntsville, AL 35802	84G62 83G66 82G10	
<b>Terral Seed, Inc.</b> P.O. Box 826 Lake Providence, LA 71254	TV1050 TV93S72 TV9421	TV96H81 TV96H91
<b>UAP/Dyna-Gro Seed</b> 7521 W. 4th St. Greeley, CO 80634	DG 751B DG 754B	DG 758B DG 780B

# TECHNICAL ADVISORY COMMITTEE

**Joe Camp**  
Agriliance

**Mike Pannell**  
Mississippi Corn Grower's Association

**Billy Johnson**  
Senior Research Assistant  
Coastal Plain Branch Experiment Station

**Erick Larson**  
Associate Professor  
MSU Plant and Soil Sciences

**Charlie Stokes**  
Area Agronomy Agent  
MSU Extension Service

**Glover Triplett**  
Agronomist  
MSU Plant and Soil Sciences

**Dennis Rowe**  
Statistician  
Experimental Statistics Unit  
Mississippi State University

**Paul Williams (Chair)**  
Research Geneticist  
USDA Agricultural Research Service  
Crop Science Research Laboratory

# Mississippi State UNIVERSITY



*Printed on Recycled Paper*

Mention of a trademark or proprietary product does not constitute a guarantee or warranty of the product by the Mississippi Agricultural and Forestry Experiment Station and does not imply its approval to the exclusion of other products that also may be suitable.

Discrimination based upon race, color, religion, sex, national origin, age, disability, or veteran's status is a violation of federal and state law and MSU policy and will not be tolerated. Discrimination based upon sexual orientation or group affiliation is a violation of MSU policy and will not be tolerated.